FEAL



TERMO 85

PROZORI I VRATA

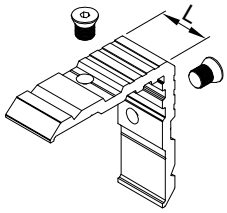
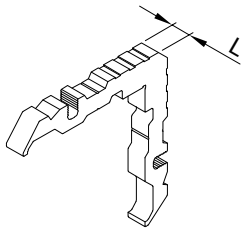
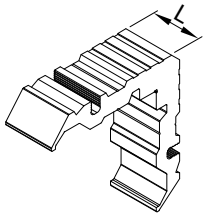
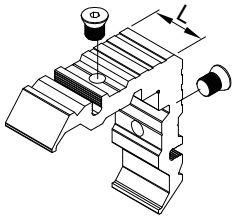
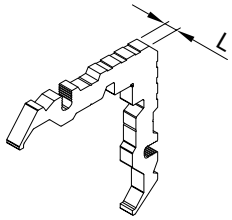
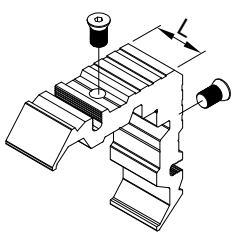
WINDOWS AND DOORS

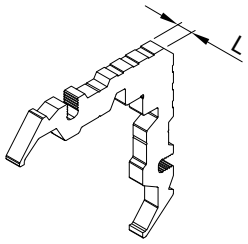
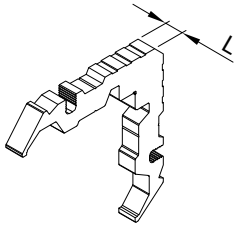
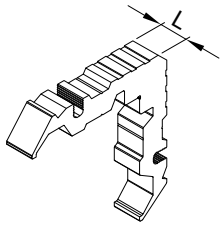
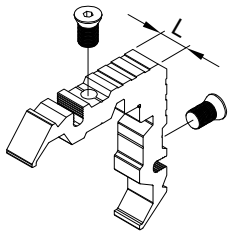
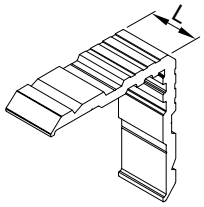
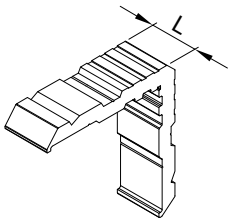
Knjiga B / *Book B*

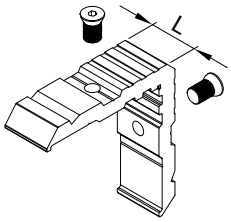
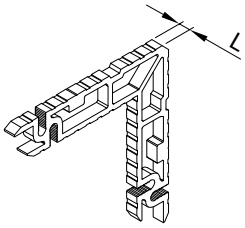
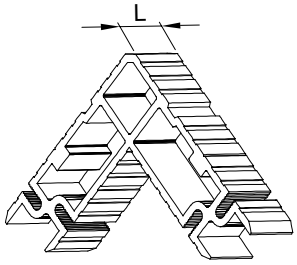
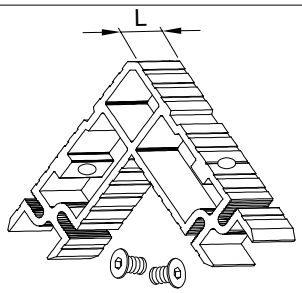
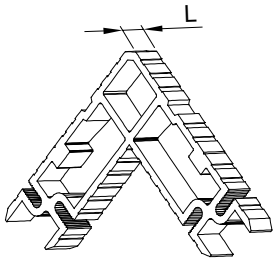
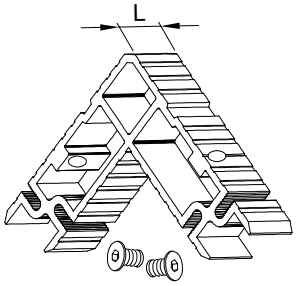
SADRŽAJ CONTENT

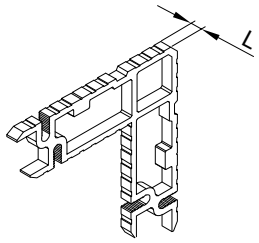
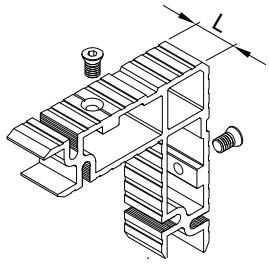
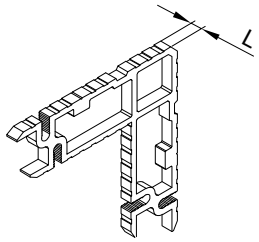
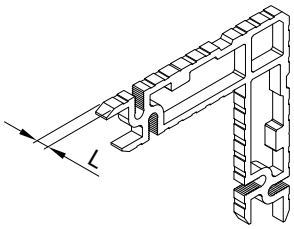
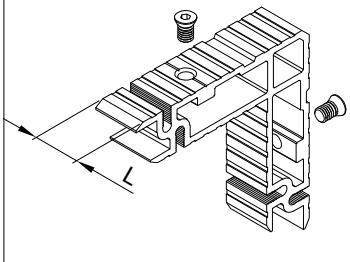
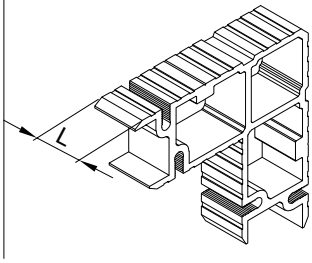
06	VEZNI ELEMENTI	204.06.000-011
06	CONNECTION ELEMENTS	204.06.000-011
07	PVC ELEMENTI	204.07.000-007
07	PVC ELEMENTS	204.07.000-007
08	MEHANIZMI	204.08.000-093
08	MECHANISMS	204.08.000-093
09	BRTVILA	204.09.000-007
09	GASKETS	204.09.000-007
10	DODACI	204.10.000-009
10	ACCESSORIES	204.10.000-009
11	OBRADA I MONTAŽA	204.11.000-331
11	PROCESSING AND MONTAGE	204.11.000-331
12	REZNE LISTE	204.12.000-023
12	CUTTING LISTS	204.12.000-023

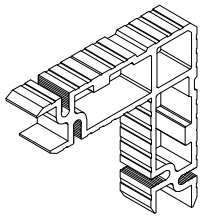
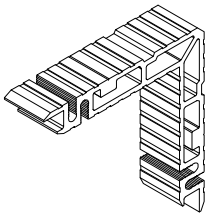
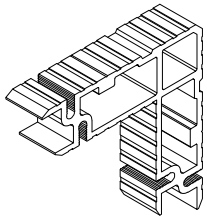
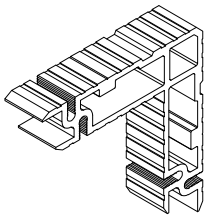
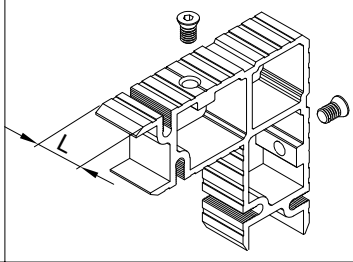
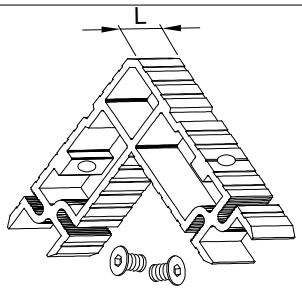
Vezni elementi
Connection elements

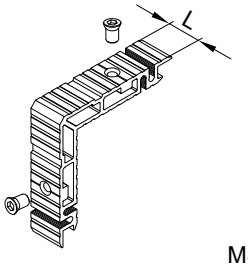
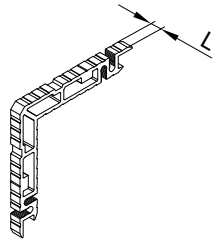
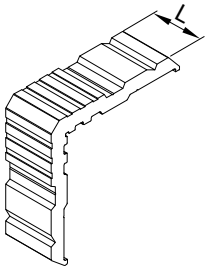
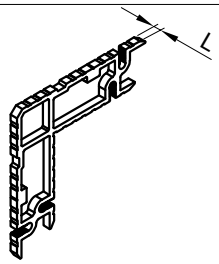
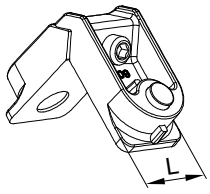
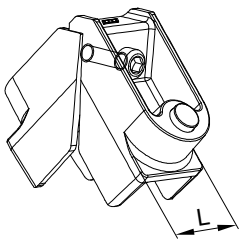
Oznaka Code	Izgled-presjek View- cross section	Opis Description	Materijal Material	Napomena Remark
710.461	 M8x13	- Kutna spojnica 8, L=28.5 (s vijcima) - Corner bracket 8, L=28.5 (with screws)	Al.	
710.443		- Kutna spojnica 12.5, L=9.3 - Corner bracket 12.5, L=9.3	Al.	
710.450		- Kutna spojnica 14.6, L=28.5 - Corner bracket 14.6, L=28.5	Al.	
710.458	 M8x13	- Kutna spojnica 14.6, L=28.5 (s vijcima) - Corner bracket 14.6, L=28.5 (with screws)	Al.	
710.503		- Kutna spojnica 14.6, L=7.1 - Corner bracket 14.6, L=7.1	Al.	
710.469	 M8x13	- Kutna spojnica 16, L=28.5 (s vijcima) - Corner bracket 16, L=28.5 (with screws)	Al.	

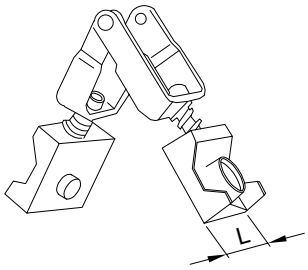
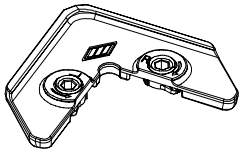
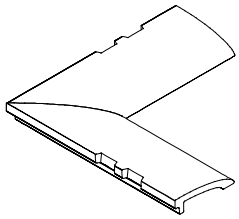
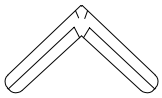
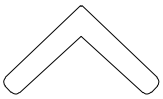
Oznaka Code	Izgled-presjek View- cross section	Opis Description	Materijal Material	Napomena Remark
710.452		- Kutna spojnica 16, L=7 - Corner bracket 16, L=7	Al.	
710.453		- Kutna spojnica 16, L=9.3 - Corner bracket 16, L=9.3	Al.	
710.454		- Kutna spojnica 16, L=15 - Corner bracket 16, L=15	Al.	
710.459	 M8x13	- Kutna spojnica 16, L=15 (s vijcima) - Corner bracket 16, L=15 (with screws)	Al.	
710.479		- Kutna spojnica 8, L=28.5 - Corner bracket 8, L=28.5	Al.	
725.712		- Kutna spojnica 10, L=26 - Corner bracket 10, L=26	Al.	

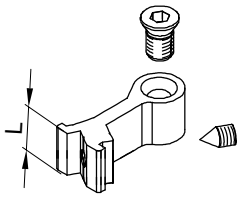
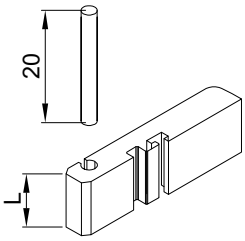
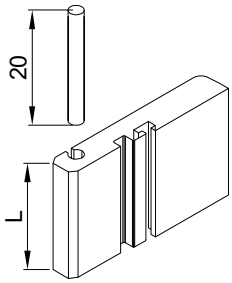
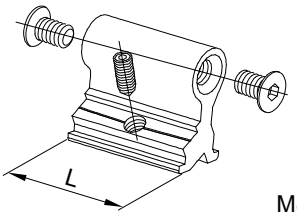
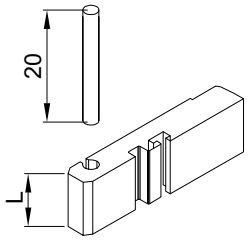
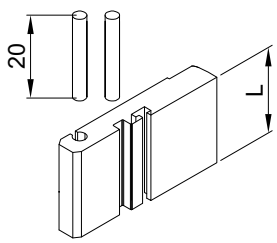
Oznaka Code	Izgled-presjek View- cross section	Opis Description	Materijal Material	Napomena Remark
725.711		- Kutna spojnica 10, L=26 (s vijcima) - Corner bracket 10, L=26 (with screws)	Al.	
725.705		- Kutna spojnica 24.6, L=8 - Corner bracket 24.6, L=8	Al.	
710.059		- Kutna spojnica 34.6, L=28.5 - Corner bracket 34.6, L=28.5	Al.	
710.072	 M8x13	- Kutna spojnica 34.6, L=28.5 (s vijcima) - Corner bracket 34.6, L=28.5 (with screws)	Al.	
710.172		- Kutna spojnica 34.6, L=14.7 - Corner bracket 34.6, L=14.7	Al.	
710.099	 M8x13	- Kutna spojnica 34.6, L=28.4 (s vijcima) - Corner bracket 34.6, L=28.4 (with screws)	Al.	

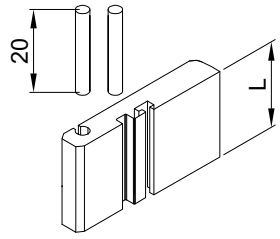
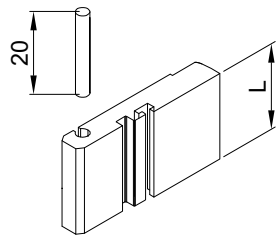
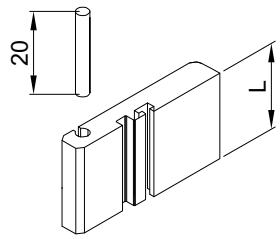
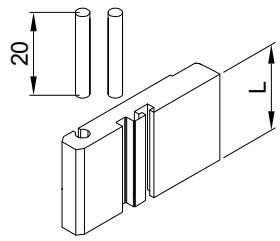
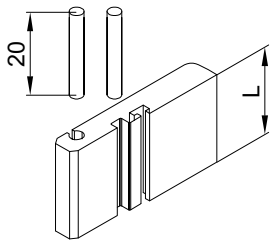
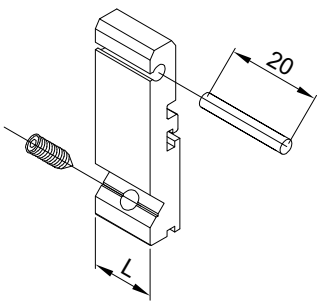
Oznaka Code	Izgled-presjek View- cross section	Opis Description	Materijal Material	Napomena Remark
710.189		- Kutna spojnica 34.6, L=7.5 - Corner bracket 34.6, L=7.5	Al.	
710.214		- Kutna spojnica 34.6, L=26.9 (s vijcima) - Corner bracket 34.6, L=26.9 (with screws)	Al.	
710.425		- Kutna spojnica 34.6, L=11.4 - Corner bracket 34.6, L=11.4	Al.	
710.216		- Kutna spojnica 29.4, L=7.1 - Corner bracket 29.4, L=7.1	Al.	
710.215		- Kutna spojnica 29.4, L=28 (s vijcima) - Corner bracket 29.4, L=28 (with screws)	Al.	
710.062		- Kutna spojnica 46, L=28 - Corner bracket 46, L=28	Al.	

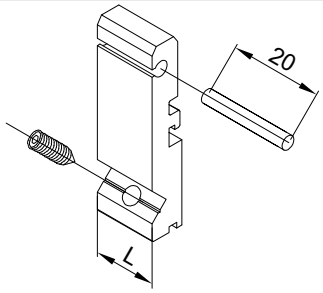
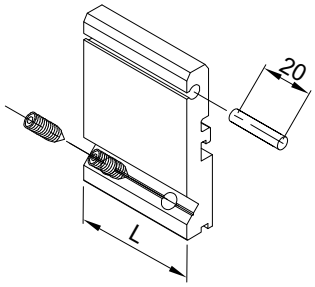
Oznaka Code	Izgled-presjek View- cross section	Opis Description	Materijal Material	Napomena Remark
710.637		- Kutna spojnica 34.6, L=23 - Corner bracket 34.6, L=23	Al.	
710.638		- Kutna spojnica 18.5, L=28.4 - Corner bracket 18.5, L=28.4	Al.	
710.639		- Kutna spojnica 34.6, L=26.9 - Corner bracket 34.6, L=26.9	Al.	
710.640		- Kutna spojnica 29.4, L=28 - Corner bracket 29.4, L=28	Al.	
710.133	 M8x13	- Kutna spojnica 46, L=28.1 (s vijcima) - Corner bracket 46, L=28.1 (with screws)	Al.	
710.211	 M8x13	- Kutna spojnica 34.6, L=23 (s vijcima) - Corner bracket 34.6, L=23 (with screws)	Al.	

Oznaka Code	Izgled-presjek View- cross section	Opis Description	Materijal Material	Napomena Remark
710.514		- Kutna spojnica 18.5, L=28.4 (s vijcima) - Corner bracket 18.5, L=28.4 (with screws)	Al.	
710.515		- Kutna spojnica 18.5, L=6.5 - Corner bracket 18.5, L=6.5	Al.	
710.516		- Kutna spojnica 10, L=28.4 - Corner bracket 10, L=28.4	Al.	
710.579		- Kutna spojnica 34.6, L=5.9 - Corner bracket 34.6, L=5.9	Al.	
730.008		- Kutna spojnica 14.5, L=28.5 (Stara oznaka: 0409,1001) - Corner bracket 14.5, L=28.5 (Former code: 0409,1001)	Al.	
730.009		- Kutna spojnica 34.6, L=28.5 (Stara oznaka: 0447, 2001) - Corner bracket 34.6, L=28.5 (Former code: 0447, 2001)	Al.	

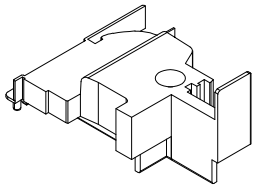
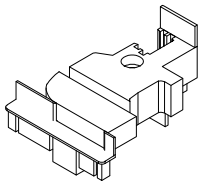
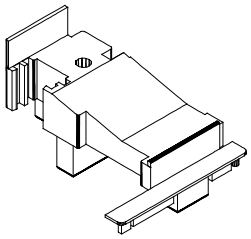
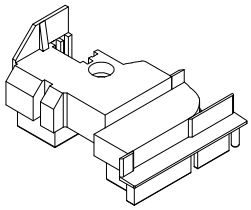
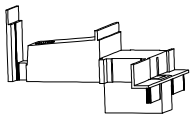
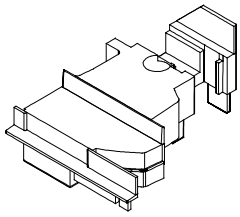
Oznaka Code	Izgled-presjek View- cross section	Opis Description	Materijal Material	Napomena Remark
731.001		- Kutna spojnica za promjenjiv kut 14.5, L=26.9 - Oznaka proizvođača Monticelli: 0909 - Corner bracket for variable angle 14.5, L=26.9 - Manufacturer code Monticelli: 0909	Al.+Inox	
731.010		- Kutna spojnica za komoru 19.1x1.6 - Oznaka proizvođača Monticelli: 2019 - Corner bracket for chamber 19.1x1.6 - Manufacturer code Monticelli: 2019	Zamak #3	
730.005		- Kutna spojnica za komoru 27.5x4 (Stara oznaka: K65-01) - Corner bracket for chamber 27.5x4 (Former code: K65-01)	Al.	
730.001		- Kutna spojnica za komoru 4.8x2 (Stara oznaka: G112, 0365) - Corner bracket for chamber 4.8x2 (Former code: G112, 0365)	Inox	
730.002		- Kutna spojnica za komoru 4.8x2 (Stara oznaka: G112/A) - Corner bracket for chamber 4.8x2 (Former code: G112/A)	Inox	

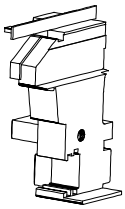
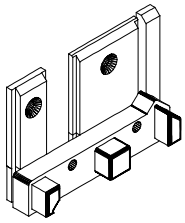
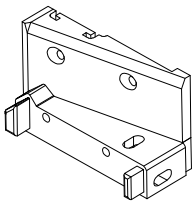
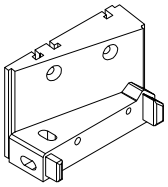
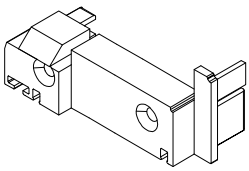
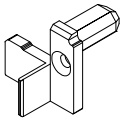
Oznaka Code	Izgled-presjek View- cross section	Opis Description	Materijal Material	Napomena Remark
710.066	 M8x13 inbus M6x10	- Veznik, L=14.7 (Stara oznaka E-200) - Connector, L=14.7 (Former code E-200)	Al.	
710.069		- Dodatni veznik, L=12.8 - Additional connector, L=12.8	Al.	
710.070		- Dodatni veznik, L=100 - Additional connector, L=100	Al.	
710.179	 M8x13 inbus M6x10	- Veznik, L=34.8 - Connector, L=34.8	Al.	
710.154		- Dodatni veznik, L=12.8 - Additional connector, L=12.8	Al.	
710.180		- Dodatni veznik, L=78 - Additional connector, L=78	Al.	

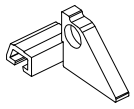
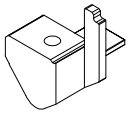
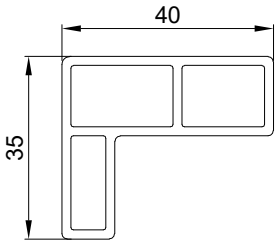
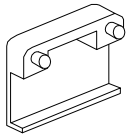
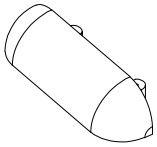
Oznaka Code	Izgled-presjek View- cross section	Opis Description	Materijal Material	Napomena Remark
710.181		- Dodatni veznik, L=78 - Additional connector, L=78	Al.	
710.182		- Dodatni veznik, L=91 - Additional connector, L=91	Al.	
710.183		- Dodatni veznik, L=91 - Additional connector, L=91	Al.	
710.184		- Dodatni veznik, L=101 - Additional connector, L=101	Al.	
710.209		- Dodatni veznik, L=141 - Additional connector, L=141	Al.	
710.212		- Dodatni veznik, L=12.8 - Additional connector, L=12.8	Al	

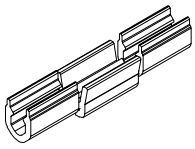
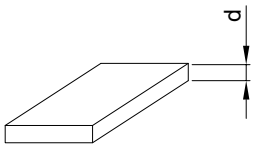
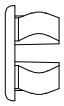
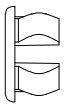
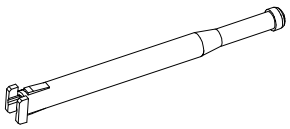
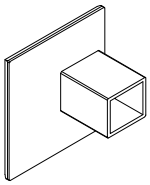
Oznaka Code	Izgled-presjek View- cross section	Opis Description	Materijal Material	Napomena Remark
710.212/A		- Dodatni veznik, L=12.8 - Additional connector, L=12.8	Al	
710.212/91		- Dodatni veznik, L=91 - Additional connector, L=91	Al	

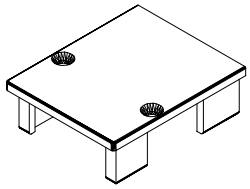
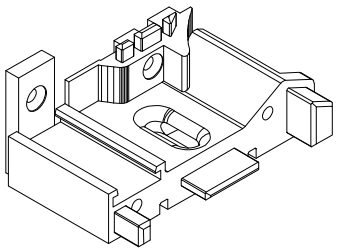
Pvc elementi
Pvc elements

OZNAKA CODE	Izgled-presjek View-cross section	Opis Description	Materijal Material	Napomena Description
365.062		-Umetak za profil kombatute FT-2286HF (otvaranje unutra) -End insert for flying mullion profile FT-2286HF (inwards opening)	Tvrda guma Hard rubber	Par Pair
365.060		-Umetak za profil kombatute FT-2277HF (otvaranje unutra) -End insert for flying mullion profile FT-2277HF (inwards opening)	Tvrda guma Hard rubber	Par Pair
363.006		-Umetak za profil kombatute FT-0211/AHF (otvaranje unutra) -End insert for flying mullion profile FT-0211/AHF (inwards opening)	Tvrda guma Hard rubber	Par Pair
365.061		-Umetak za profil kombatute FT-2281HF (otvaranje vani) -End insert for flying mullion profile FT-0281HF (outwards opening)	Tvrda guma Hard rubber	Par Pair
364.013		-Umetak za profil kombatute FT-0213/AHF (otvaranje vani, stara oznaka ZK85-02)) -End insert for flying mullion profile FT-0213/AHF (outwards opening, former code ZK85-02))	Tvrda guma Hard rubber	Par Pair
363.015		-Umetak za profil kombatute FT-2245HF (otvaranje unutra, žlijeb 16/13 (pvc)) -End insert for flying mullion profile FT-0245HF (inwards opening, groove 16/13 (Pvc))	Tvrda guma Hard rubber	Par Pair

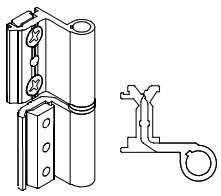
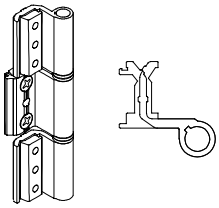
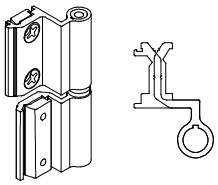
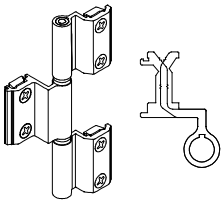
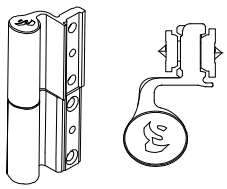
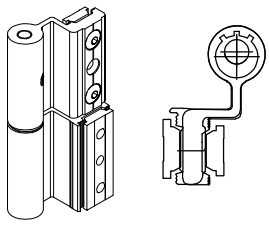
OZNAKA CODE	Izgled-presjek View-cross section	Opis Description	Materijal Material	Napomena Description
364.012		-Umetak za profil kombatute FT-2211HF (otvaranje unutra, stara oznaka ZK85-01) -End insert for flying mullion profile FT-2211HF (inwards opening, former code ZK85-01))	Tvrda guma Hard rubber	Par Pair
373.025		-Umetak za profil praga FT-0223HF (otvaranje unutra) -End insert for threshold profile FT-0223HF (inwards opening)	PVC	Par Pair
373.035		-Umetak za profil praga FT-0223HF (otvaranje vani) -End insert for threshold profile FT-0223HF (outwards opening)	PVC	Par Pair
363.066		-Umetak za profil praga FT-0223HF (otvaranje vani) -End insert for threshold profile FT-0223HF outwards opening)	Tvrda guma Hard rubber	Par Pair
363.051		-Umetak za profil FT-0288HF -End insert for profile FT-0288HF	PVC	Par Pair
363.065		-Umetak za profil okapnice F-1483 -End insert for drip cap profile F-1483	Tvrda guma Hard ruber	Par Pair

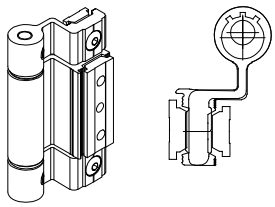
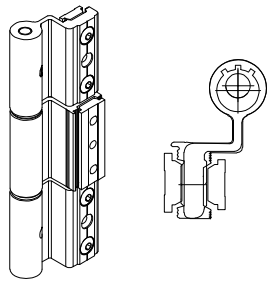
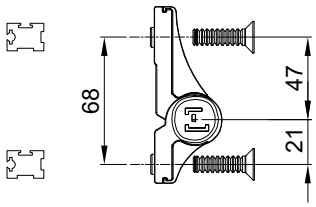
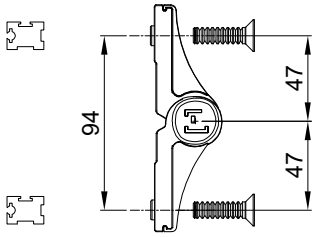
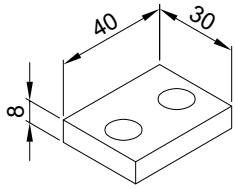
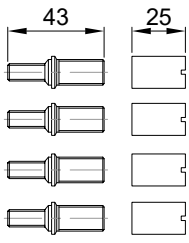
OZNAKA CODE	Izgled-presjek View-cross section	Opis Description	Materijal Material	Napomena Description
373.055		-Umetak za profil okapnice F-1567 -End insert for drip cap profile F-1567	PVC	Par Pair
363.079		-Umetak za profil okapnice F-1661 -End insert for drip cap profile F-1661	Tvrda guma Hard rubber	Par Pair
374.037		- PVC profil za ugradnju - PVC profile for installation	PVC	80 ShD
373.002		- Umetak za profil okapnice Z40-657 (Stara oznaka PRO 23) - End insert for drip cap profile Z40-657 (Former code PRO 23)	PVC	Par Pair
373.003.01 02 03		- Maska za drenažni otvor - Boje: 01- bijela; 02-siva; 03- crna (Stara oznaka: 2328) - Drainage slot mask - Color: 01- white; 02- gray; 03- black (Former code: 2328)	PVC	
370.070.01 03		- Maska sa klapnom za drenažni otvor - Oznaka proizvođača Master: 2145 - Boje: 01- bijela; 03 - crna - Drainage slot mask with a flap - Manufacturer code Master: 2145 - Color: 01- white; 03 - black	PVC	

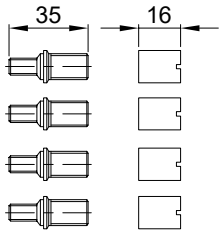
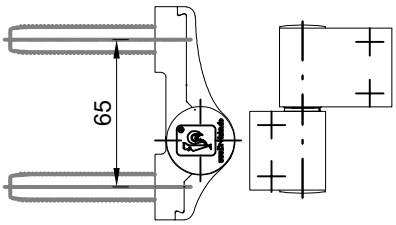
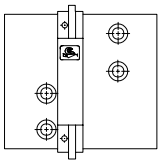
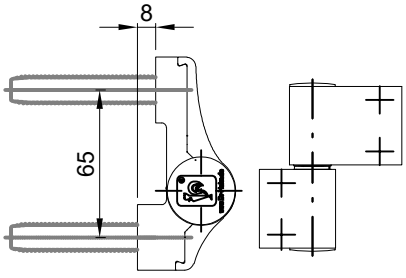
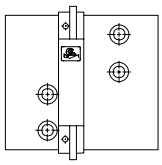
OZNAKA CODE	Izgled-presjek View-cross section	Opis Description	Materijal Material	Napomena Description
375.048		Kopča za profil Clamp for profile	PVC	
370.000 **370.001** **370.002**		- Podmetači za staklo - Glazing packers d=3 mm.....370.000 d=5 mm.....370.001 d=7mm.....370.002 (L x H = 18 x 27 mm)	PVC	
370.023		- Čep za maskiranje rupe Ø10 mm - Cap for drilled hole Ø10 mm	PVC	
370.024		- Čep za maskiranje rupe Ø12 mm - Cap for drilled hole Ø12 mm	PVC	
360.009		- Sustav odvodnje kapljevina Monodrain - Oznaka proizvođača Monodrain: 302006 - Drainage system Monodrain - Manufacturer code Monodrain: 302006	Guma Rubber	
373.054		- Gornji čep okomice francuskog balkona - Upper cover cap of french balcony profile	PVC	

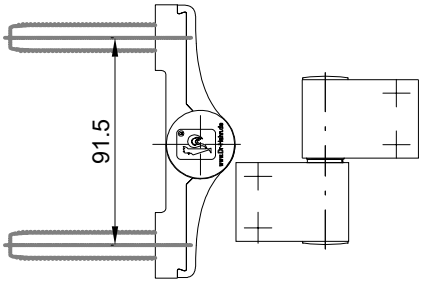
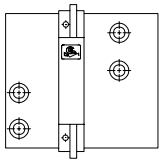

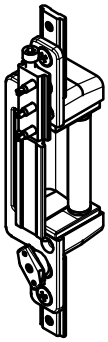
OZNAKA CODE	Izgled-presjek View-cross section	Opis Description	Materijal Material	Napomena Description
373.028		-Umetak za profil ojačane prečke FT-0209HF -End insert for reinforced crossbar profile FT-0209HF	PVC	
373.079		-Umetak za profil okapnice F-1842 -End insert for drip cap profile F-1842	Tvrda guma	Par Pair
363.100		-Umetak za profil praga FT-1620HF (otvaranje unutra) -End insert for threshold profile FT-1620HF (inwards opening)	Tvrda guma	Par Pair

Mehanizmi
Mechanisms

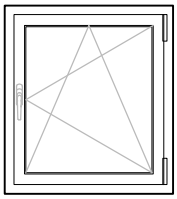
Oznaka Code	Izgled-presjek View-cross section	Opis Description	Materijal Material	Napomena Remark
111.001.01 **02** **03**		- Dvodijelna šarka EURO ŽLIJEB (Stara oznaka: E-100) - Boje: 01- bijela; 02 - siva; 03 - crna - Two-part hinge EURO GROOVE (Former code: E-100) - Color: 01- white; 02 - gray; 03 - black		
111.002.01 **02** **03**		- Trodijelna šarka *EURO ŽLIJEB* (Stara oznaka: E-120) - Boje: 01- bijela; 02 - siva; 03 - crna - Three-part hinge *EURO GROOVE* (Former code: E-120) - Color: 01- white; 02 - gray; 03 - black		
111.003.01 **02** **03**		- Dvodijelna šarka *EURO ŽLIJEB* (otvaranje vani) (Stara oznaka: EV-110) - Boje: 01- bijela; 02 - siva; 03 - crna - Two-part hinge *EURO GROOVE* (opening outward) (Former code: EV-110) - Color: 01- white; 02 - gray; 03 - black		
111.004.01 **02** **03**		- Trodijelna šarka *EURO ŽLIJEB* (otvaranje vani) (Stara oznaka: EV-130) - Boje: 01- bijela; 02 - siva;03 - crna - Three-part hinge *EURO GROOVE* (opening outward) (Former code: EV-130) - Color: 01- white; 02 - gray;03 - black		
114.001.01 **02** **03**		- Dvodijelna šarka-*EURO ŽLIJEB* - Oznaka proizvođača Stublina: 2006.00.310 -bijela 315 -siva 313 -crna - Boje: 01- bijela; 02 - siva;03 - crna - Two-part hinge-*EURO GROOVE* - Manufacturer code Stublina: 2006.00.310 -white 315 -gray 313 -black - Color: 01- white; 02 - gray;03 - black		
114.004.01 **02** **03**		- Dvodijelna šarka-*EURO ŽLIJEB* - Oznaka proizvođača Stublina: 2024.00.310 -bijela 315 -siva 313 -crna - Boje: 01- bijela; 02 - siva;03 - crna - Two-part hinge-*EURO GROOVE* - Manufacturer code Stublina: 2024.00.310 -white 315 -gray 313 -black - Color: 01- white; 02 - gray;03 - black		

Oznaka Code	Izgled-presjek View-cross section	Opis Description	Materijal Material	Napomena Remark
114.005.01 **02** **03**		- Trodijelna šarka-*EURO ŽLIJEB* - Oznaka proizvođača Stublina: 2129.00.310 -bijela 315 -siva 313 -crna - Boje: 01- bijela; 02 - siva;03 - crna - Three-part hinge-*EURO GROOVE* - Manufacturer code Stublina: 2129.00.310 -white 315 -gray 313 -black - Color: 01- white; 02 - gray;03 - black		
114.006.01 **02** **03**		- Trodijelna šarka-*EURO ŽLIJEB* - Oznaka proizvođača Stublina: 2124.00.310 -bijela 315 -siva 313 -crna - Boje: 01- bijela; 02 - siva;03 - crna - Three-part hinge-*EURO GROOVE* - Manufacturer code Stublina: 2124.00.310 -white 315 -gray 313 -black - Color: 01- white; 02 - gray;03 - black		
113.009.01 **02** **03**		- Dvodijelna šarka OSNO 68 - Oznaka proizvođača ALU-B: Max3D 68 - Boje: 01- bijela; 02 - siva;03 - crna - Two-part hinge OSNO 68 - Manufacturer code ALU-B: Max3D 68 - Color: 01- white; 02 - gray;03 - black	Al. Čelik Steel	
113.011.01 **02** **03**		- Dvodijelna šarka OSNO 94 - Oznaka proizvođača ALU-B: Max3D 94 - Boje: 01- bijela; 02 - siva;03 - crna - Two-part hinge OSNO 94 - Manufacturer code ALU-B: Max3D 94 - Color: 01- white; 02 - gray;03 - black	Al. Čelik Steel	
113.016.01 **02** **03**		- Podložna pločica 8mm - Oznaka proizvođača ALU-B: 02108 - Boje: 01- bijela; 02 - siva;03 - crna - Washer plate 8mm - Manufacturer code ALU-B: 02108 - Color: 01- white; 02 - gray;03 - black	Al.	
113.012		- Set za TERMO 65 - Set za dvodijelnu šarku (Max3D xx) - Set for TERMO 65 - Set for two-part hinge (Max3D xx)		

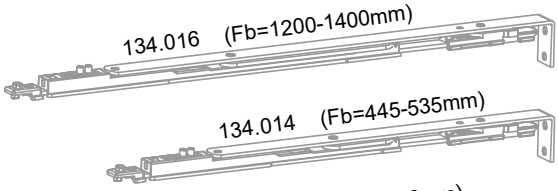
Oznaka Code	Izgled-presjek View-cross section	Opis Description	Materijal Material	Napomena Remark
113.013		- Set za TERMO 50 - Set za dvodijelnu šarku (Max3D xx) - Set for TERMO 50 - Set for two-part hinge (Max3D xx)		
112.015.01 .10		- Dvodijelna šarka OSNO 65 (Türband 4 AT - bez anker vijaka) - Oznaka proizvođača Dr. Hahn: M901G0477- bijela, bijeli čepovi M90110477 - EV1, crni čepovi - Boje: 01- bijela, bijeli čepovi, 10- EV1, crni čepovi - Two-piece hinge axial distance 65 (Türband 4 AT - without anchor screws) - Manufacturer code Dr. Hahn: M901G0477 - white, white PVC parts M90110477 - EV1, black PVC parts - Color: 01-white, white PVC parts, 10-EV1, black PVC parts	Al.	
112.016		- Šablon za dvodijelnu šarku OSNO 65 (Türband 4 AT) - Oznaka proizvođača Dr. Hahn: T101A0000 - Drilling jig for two-piece hinge, axial distance 65 Türband 4 AT - Manufacturer code Dr. Hahn: T101A0000		
112.021.01 .10		- Dvodijelna šarka OSNO 65 s preklopom 8 (Türband 4 AT - bez anker vijaka) - Oznaka proizvođača Dr. Hahn: M901G1420 - bijela, bijeli čepovi: M90111420 - EV1, crni čepovi - Boje: 01-bijela, bijeli PVC dijelovi, 10-EV1, crni PVC dijelovi - Two-piece hinge axial distance 65 with overlap 8 (Türband 4 AT - without anchor screws) - Manufacturer code Dr. Hahn: M901G1420 - white, white PVC parts M90111420 - EV1, black PVC parts - Color: 01-white, white PVC parts, 10-EV1, black PVC parts	Al.	
112.022		- Šablon za dvodijelnu šarku OSNO 65 s preklopom 8 (Türband 4 AT) - Oznaka proizvođača Dr. Hahn: T101A0008 - Drilling jig for three-piece hinge axial distance 65 - with overlap 8 (Türband 4 AT) - Manufacturer code Dr. Hahn: T101A0008		


Oznaka Code	Izgled-presjek View-cross section	Opis Description	Materijal Material	Napomena Remark
112.019.01 .10		- Dvodijelna šarka OSNO 91.5 (Türband 4 AT - bez anker vijaka) - Oznaka proizvođača Dr. Hahn: M905G0477 - bijela, bijeli čepovi: M90510477 - EV1, crni čepovi - Boje: 01-bijela, bijeli PVC dijelovi, 10-EV1, crni PVC dijelovi - Two-piece hinge axial distance 91.5 (Türband 4 AT - without anchor screws) - Manufacturer code Dr. Hahn: M905G0477 - white, white PVC parts M90510477 - EV1, black PVC parts - Color: 01-white, white PVC parts, 10-EV1, black PVC parts	Al.	
112.020		- Šablon za dvodijelnu šarku OSNO 91.5 (Türband 4 AT) - Oznaka proizvođača Dr. Hahn: T105A0000 - Drilling jig for two-piece hinge axial distance 91.5 (Türband 4 AT) - Manufacturer code Dr. Hahn: T105A0000		
112.023		- Anker vijak 58 mm (Türband 4 AT - 4 vijka u vrećici) - Oznaka proizvođača Dr. Hahn: VP02A0016 - Anchor screw 58 mm (Türband 4 AT - 4 screws) - Manufacturer code Dr. Hahn: VP02A0016	Čelik Steel	
112.024		- Anker vijak 74 mm (Türband 4 AT - 4 vijka u vrećici) - Oznaka proizvođača Dr. Hahn: VP02A0019 - Anchor screw 74 mm (Türband 4 AT - 4 screws) - Manufacturer code Dr. Hahn: VP02A0019	Čelik Steel	
115.019		- Skrivena šarka za vrata - otvaranje unutra (profili s eurožlijebom) - Oznaka proizvođača Giesse: 00725 - Concealed hinge for door - inward opening (profiles with euro-groove) - Manufacturer code Giesse: 0075		

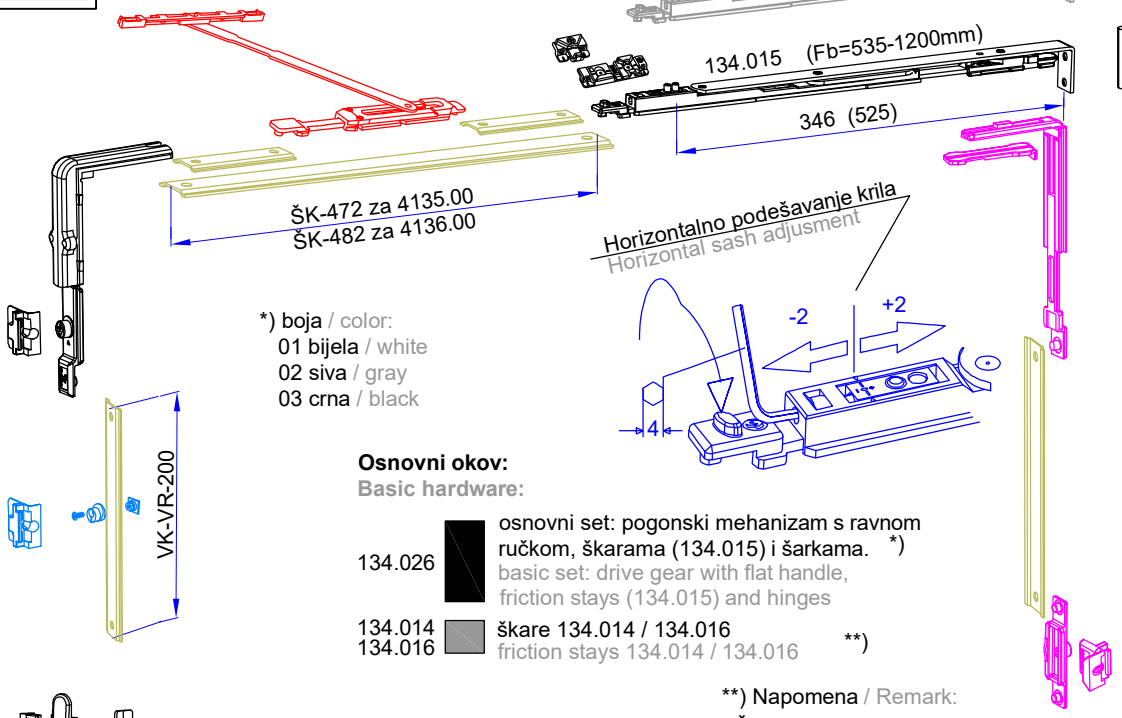
OTKLOPNO-ZAOKRETNI MEHANIZAM - STUBLINA (art.4135.00)
TILT-TURN MECHANISM - STUBLINA (art.4135.00)



Nosivost max. 100 Kg / 130 Kg
Load max. 100 Kg / 130 Kg
Fb= Širina krila /Sash width







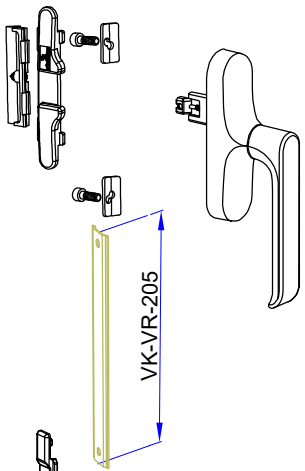
*) boja / color:
01 bijela / white
02 siva / gray
03 crna / black

Osnovni okov:
Basic hardware:

134.026 — osnovni set: pogonski mehanizam s ravnom ručkom, škarama (134.015) i šarkama. *)
basic set: drive gear with flat handle, friction stays (134.015) and hinges

134.014
134.016 — škare 134.014 / 134.016 **)
friction stays 134.014 / 134.016

**) Napomena / Remark:
- Škare 134.015 (za širinu krila Fb=535-1200mm) se nalaze u osnovnom setu 134.026.
Škare 134.014 (Fb=445-535mm) su u setu 134.030, a škare 134.016 (Fb=1200-1400mm) su u setu 134.031.
- Friction stays 134.015 (for sash width Fb=535-1200mm) are in the basic set 134.026.
Friction stays 134.014 (Fb=445-535mm) are in the set 134.030, and friction stays 134.016 (Fb=1200-1400mm) are in the set 134.031.



Dodatni okov:
Additional hardware:

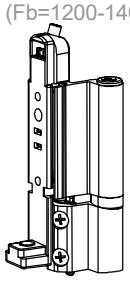
134.002 — dodatni set ključanja po širini i visini
additional set for horizontal and vertical locking

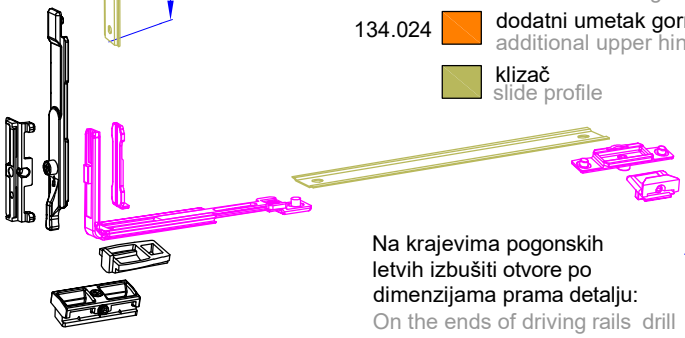
134.003 — dodatne škare za krila većih dimenzija
additional friction stays for sash with larger sizes

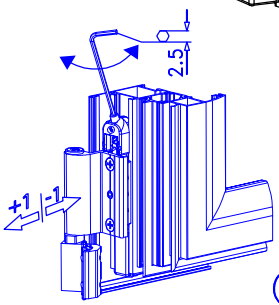
134.004
134.005 — dodatno ključanje
additional locking

134.024 — dodatni umetak gornje šarke za nosivost do 130kg
additional upper hinge insert for weight load up to 130kg

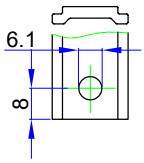
klizač
slide profile

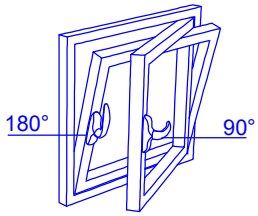




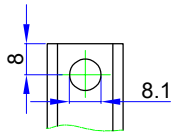


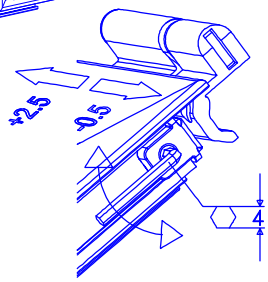
Na krajevima pogonskih letvi izbušiti otvore po dimenzijama prama detalju:
On the ends of driving rails drill holes according to the detail dimensions:

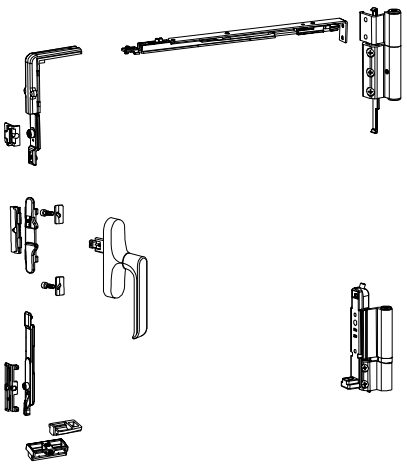
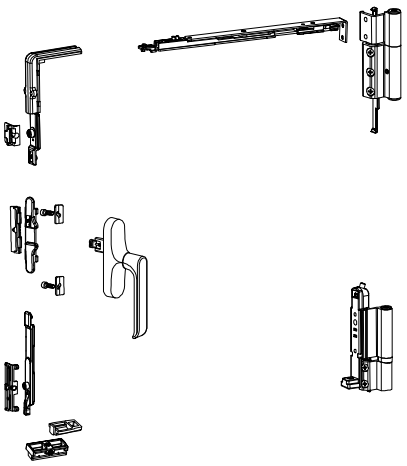
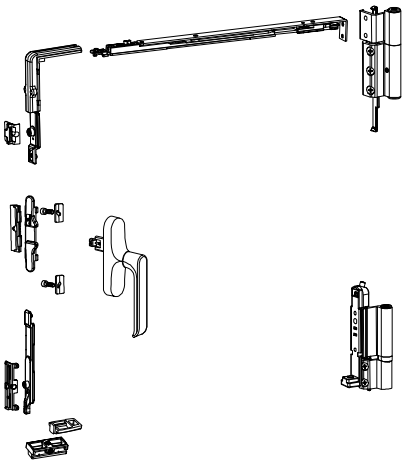


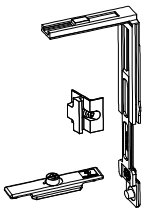
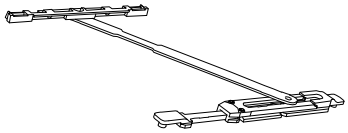
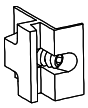
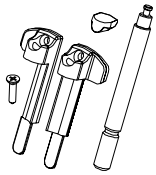


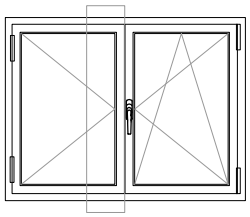
Ako se koriste adapteri na krajevima pogonskih letvi izbušiti otvore po dimenzijama prema detalju:
If the adaptors are used, on the ends of driving rails drill holes according to the detail dimensions:



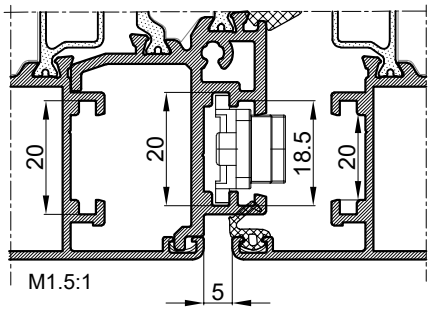


Oznaka Code	Izgled-presjek View-cross section	Opis Description	Materijal Material	Napomena Remark
134.026.01 **02** **03**		- Osnovni set: Otklopno-zaokretni mehanizam - Oznaka proizvođača Stublina: **4135.00.310** - bijela **4135.00.315** - siva **4135.00.313** - crna - Boje: 01- bijela; 02 - siva; 03 - crna - Škare (134.015) za širinu krila **535-1200** mm (**ručka ravna**; donja šarka ima podešavanje u dvije osi) - Basic set: Tilt and turn mechanism - Manufacturer code Stublina: **4135.00.310** - white **4135.00.315** - gray **4135.00.313** - black - Color: 01- white; 02 - gray;03 - black - Friction stays (134.015) for sash width from **535 to 1200** mm. (**flat handle**; lower hinge has two-axial adjusment)		
134.030.01 **02** **03**		- Osnovni set: Otklopno-zaokretni mehanizam - Oznaka proizvođača Stublina: **4136.00.310** - bijela **4136.00.315** - siva **4136.00.313** - crna - Boje: 01- bijela; 02 - siva; 03 - crna - Škare (134.014) za širinu krila **445-535** mm (**ručka ravna**; donja šarka ima podešavanje u dvije osi) - Tilt and turn mechanism - Manufacturer code Stublina: **4136.00.310** - white **4136.00.315** - gray **4136.00.313** - black - Color: 01- white; 02 - gray;03 - black - Friction stays (134.014) for sash width from **445 to 535** mm. (**flat handle**; lower hinge has two-axial adjusment)		
134.031.01 **02** **03**		- Osnovni set: Otklopno-zaokretni mehanizam - Oznaka proizvođača Stublina: **4137.00.310** - bijela **4137.00.315** - siva **4137.00.313** - crna - Boje: 01- bijela; 02 - siva; 03 - crna - Škare (134.016) za širinu krila **1200-1400** mm (**ručka ravna**; donja šarka ima podešavanje u dvije osi) - Tilt and turn mechanism - Manufacturer code Stublina: **4137.00.310** - white **4137.00.315** - gray **4137.00.313** - black - Color: 01- white; 02 - gray;03 - black - Friction stays (134.016) for sash width from **1200 to 1400** mm. (**flat handle**; lower hinge has two-axial adjusment)		

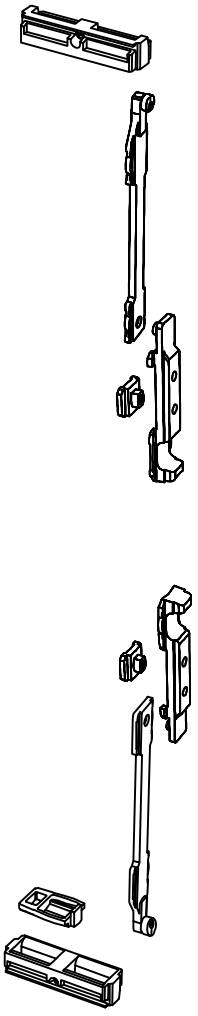
Oznaka Code	Izgled-presjek View-cross section	Opis Description	Materijal Material	Napomena Remark
134.002		- Dodatni set ključanja po širini i visini - Oznaka proizvođača Stublina: 4010.40 - Additional set for horizontal and vertical locking - Manufacturer code Stublina: 4010.40	AlSi Zamak	
134.003		- Dodatne škare za širinu krila 1200-1600 mm - Oznaka proizvođača Stublina: 4010.50 - Additional friction stays for sash width 1200-1600 mm - Manufacturer code Stublina: 4010.50		
134.004		- Dodatno ključanje-prihvatnik zapinjača - Oznaka proizvođača Stublina: 4010.03 - Eccentric pin guide for additional locking - Manufacturer code Stublina: 4010.03		
134.005		- Dodatno ključanje-zapinjač - Oznaka proizvođača Stublina: 4010.27 - Eccentric pin for additional locking - Manufacturer code Stublina: 4010.27		
134.024		- Dodatni umetak gornje šarke za nosivost do 130kg - Oznaka proizvođača Stublina: 4018.30.50U - Additional upper hinge insert for weight load up to 130kg - Manufacturer code Stublina: 4018.30.50U		



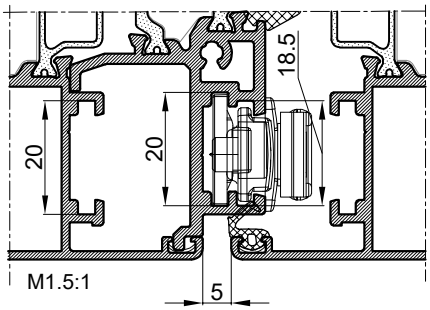
OKOV ZA FIKSIRANJE POMOĆNOG KRILA - STUBLINA
LOCKING MECHANISM FOR AUXILARY SASH - STUBLINA



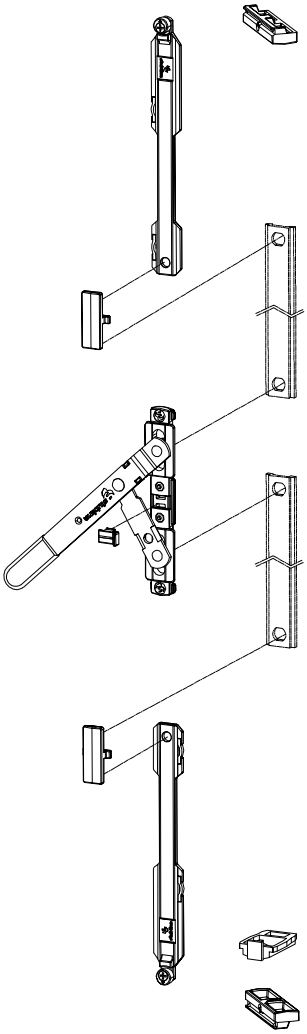
- **134.001** Okov za fiksiranje pomoćnog krila
  u dvije točke (montiranje okova u kombatutu)
- Oznaka proizvođača Stublina: 4001.00
- **134.001** Locking mechanism for auxiliary sash
  in two points (mechanism in the flying mullion)
- Manufacturer code Stublina: 4001.00

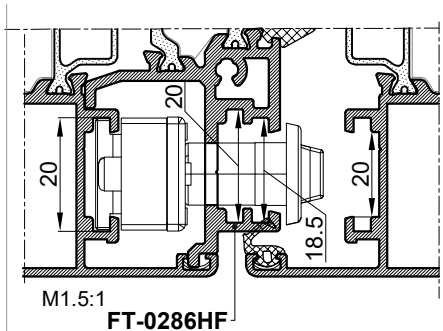


M1:1



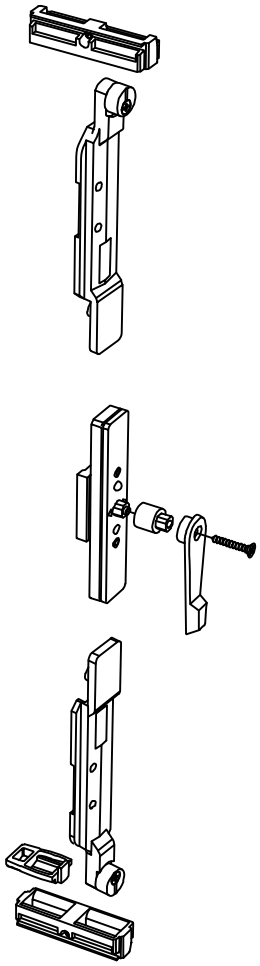
- **134.029** Okov za fiksiranje pomoćnog krila
  u dvije točke (montiranje okova u kombatutu)
- Oznaka proizvođača Stublina: 4106.00
- **134.029** Locking mechanism for auxiliary sash
  in two points (mechanism in the flying mullion)
- Manufacturer code Stublina: 4106.00

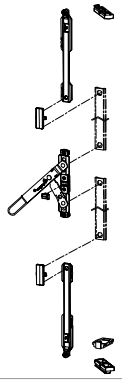
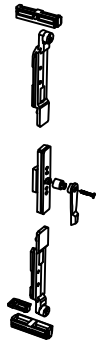
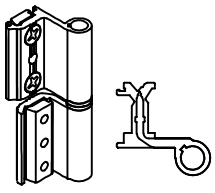
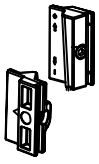





FT-0286HF

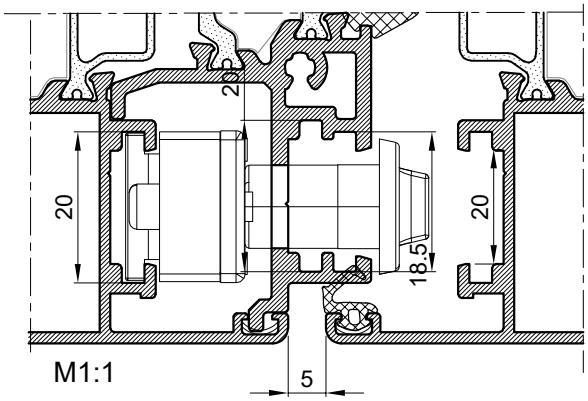
- **134.017** Okov za fiksiranje pomoćnog krila
  u dvije točke (montiranje okova u krilo)
- Oznaka proizvođača Stublina: 4005.00
- **134.017** Locking mechanism for auxiliary sash
  in two points (mechanism in the sash)
- Manufacturer code Stublina: 4005.00



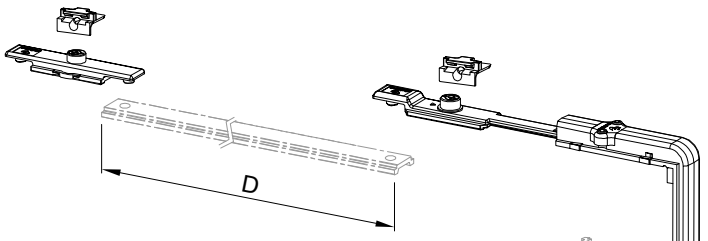
Oznaka Code	Izgled-presjek View-cross section	Opis Description	Materijal Material	Napomena Remark
134.029		- Okov za fiksiranje pomoćnog krila u dvije točke (montiranje okova u kombatutu) - Oznaka proizvođača Stublina: 4106.00 - Locking mechanism for auxiliary sash in two points (mechanism in the flying mullion) - Manufacturer code Stublina: 4106.00		
134.001		- Okov za fiksiranje pomoćnog krila u dvije točke (montiranje okova u kombatutu) - Oznaka proizvođača Stublina: 4001.00 - Locking mechanism for auxiliary sash in two points (mechanism in the flying mullion) - Manufacturer code Stublina: 4001.00		
134.017		- Okov za fiksiranje pomoćnog krila u dvije točke (montiranje okova u krilo) - Oznaka proizvođača Stublina: 4005.00 - Locking mechanism for auxiliary sash in two points (mechanism in the sash) - Manufacturer code Stublina: 4005.00		
111.001.01 02 03		- Dvodijelna šarka EURO ŽLIJEB (Stara oznaka E-100) - Boje: 01- bijela; 02 - siva;03 - crna - Two-part hinge EURO GROOVE (Former code E-100) - Color: 01- white; 02 - gray;03 - black		
134.023		- Dodatno (pasivno) ključanje - Oznaka proizvođača Stublina: 4045.00 - Additional (passive) locking - Manufacturer code Stublina: 4045.00		

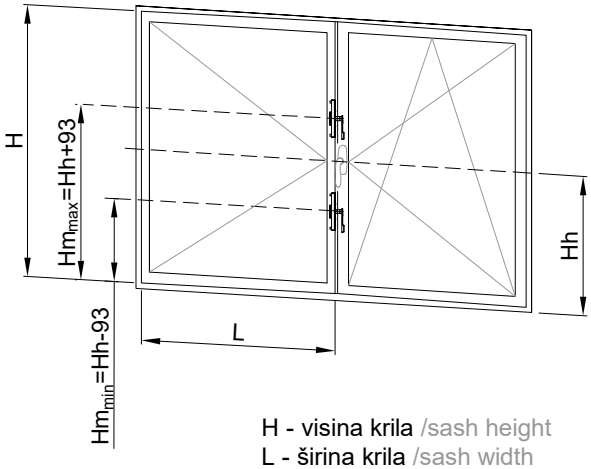
OKOV ZA FIKSIRANJE POMOĆNOG KRILA - STUBLINA
LOCKING MECHANISM FOR AUXILIARY SASH - STUBLINA

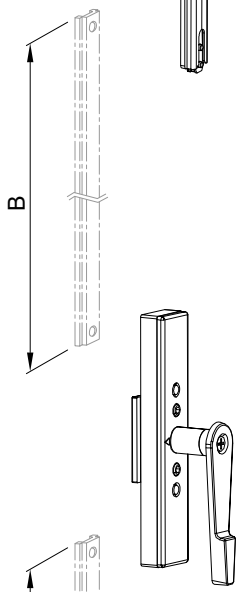




- **134.036** Okov za fiksiranje pomoćnog krila u više točaka (montiranje okova u krilo)
- Oznaka proizvođača Stublina: 4005.40
- **134.036** Locking mechanism for auxiliary sash in multiple points (mechanism in the sash)
- Manufacturer code Stublina: 4005.40

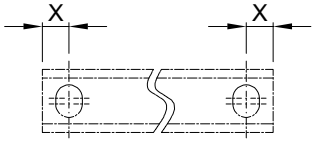


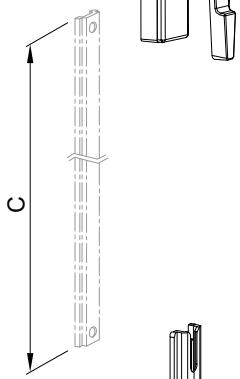




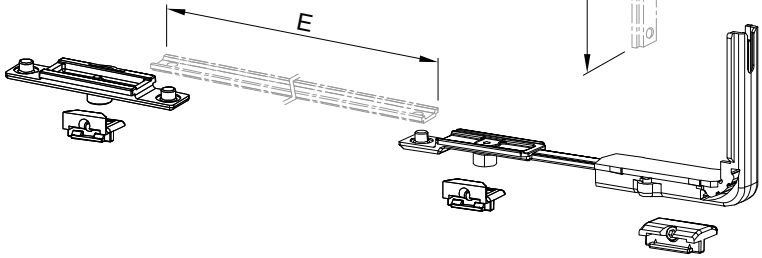
H - visina krila /sash height
L - širina krila /sash width
Hm - položaj pogonskog mehanizma
position of the drive gear
Hh - položaj pogonske ručke
position of the drive handle

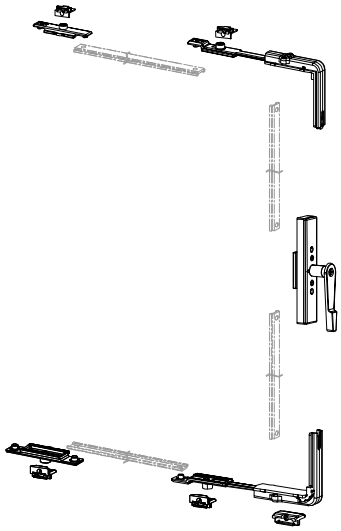
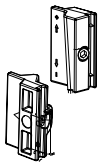
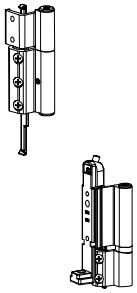
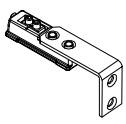
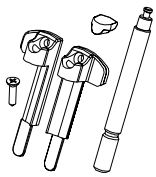
X
8
10



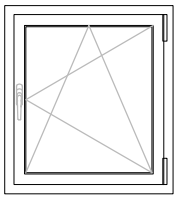


C=Hm-110+2X
B=H-Hm-110+2X
D=L/2-192+2X
E=L/2-192+2X

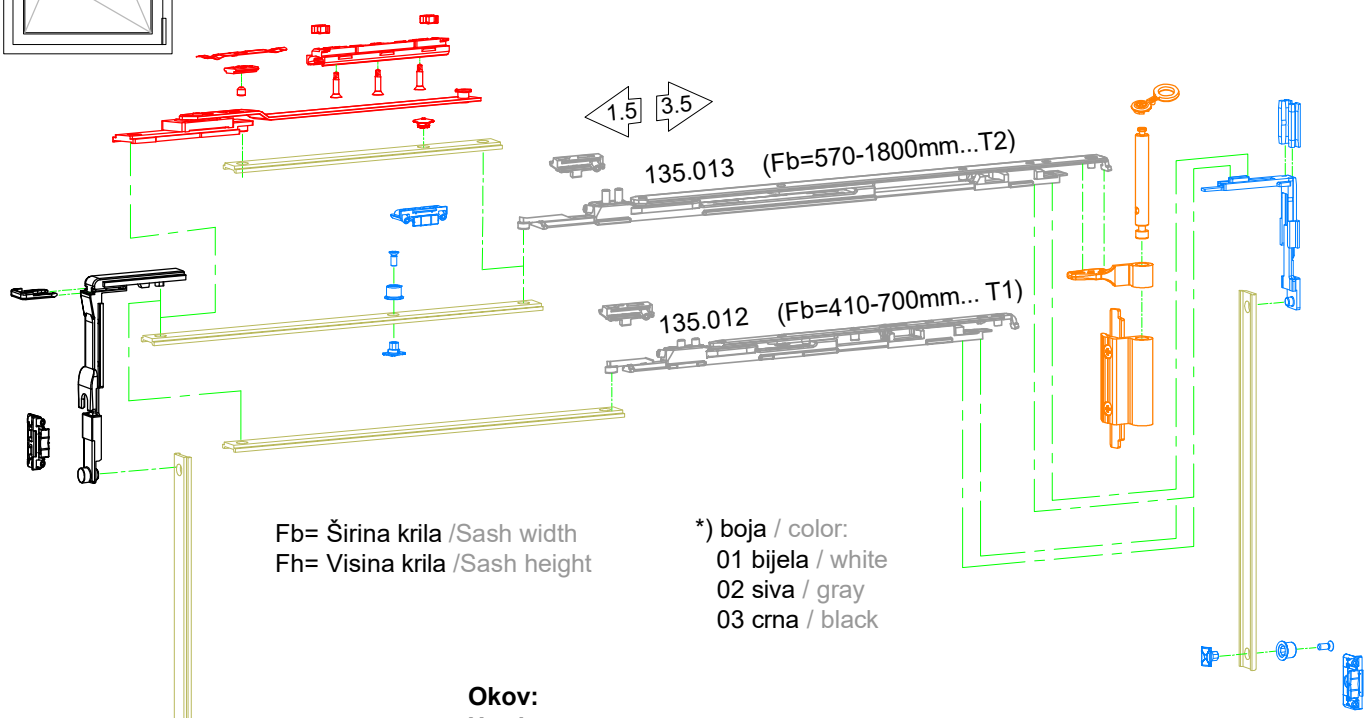


FEAL Oznaka Code	Izgled-presjek View-cross section	Opis Description	Materijal Material	Napomena Remark
134.036		- Okov za fiksiranje pomoćnog krila u više točaka (montiranje okova u krilo) - Oznaka proizvođača Stublina: 4005.40 - Locking mechanism for auxiliary sash in multiple points (mechanism in the sash) - Manufacturer code Stublina: 4005.40		
134.023		-Dodatno (pasivno) ključanje - Oznaka proizvođača Stublina: 4045.00 - Additional (passive) locking - Manufacturer code Stublina: 4045.00		
134.037.01 **02** **03**		- Šarke nosivosti do 100 kg - Donja šarka ima podešavanje u dvije osi - Oznaka proizvođača Stublina: 4035.30.310 -bijela 4035.30.315 -siva 4035.30.313 -crna - Boje: 01- bijela; 02 - siva;03 - crna - Hinges weight load under 100 kg - Lower hinge has two-axial adjusment - Manufacturer code Stublina: 4035.30.310 - white 4035.30.315 - gray 4035.30.313 - black - Color: 01- white; 02 - gray;03 - black		
134.038		- Dodatni element (škare za okretno otvaranje) za šarke 4035.30.xxx - (samo za gornju šarku) - Oznaka proizvođača Stublina: 4047.00 - Additional element (friction stays for turn opening) for hinges 4035.30.xxx - (only for the top hinge) - Manufacturer code Stublina: 4047.00		
134.024		- Dodatni umetak gornje šarke za nosivost do 130kg - Oznaka proizvođača Stublina: 4018.30.50U - Additional upper hinge insert for weight load up to 130kg - Manufacturer code Stublina: 4018.30.50U		

OTKLOPNO-ZAOKRETNI MEHANIZAM - GIESSE FUTURA 3D (130 micro) STANDARD
TILT-TURN MECHANISM - GIESSE FUTURA 3D (130 micro) STANDARD



Nosivost max. 140 Kg (FUTURA 3D 130 micro)
Load max. 140 Kg (FUTURA 3D 130 micro)

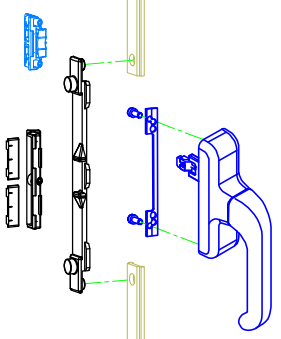


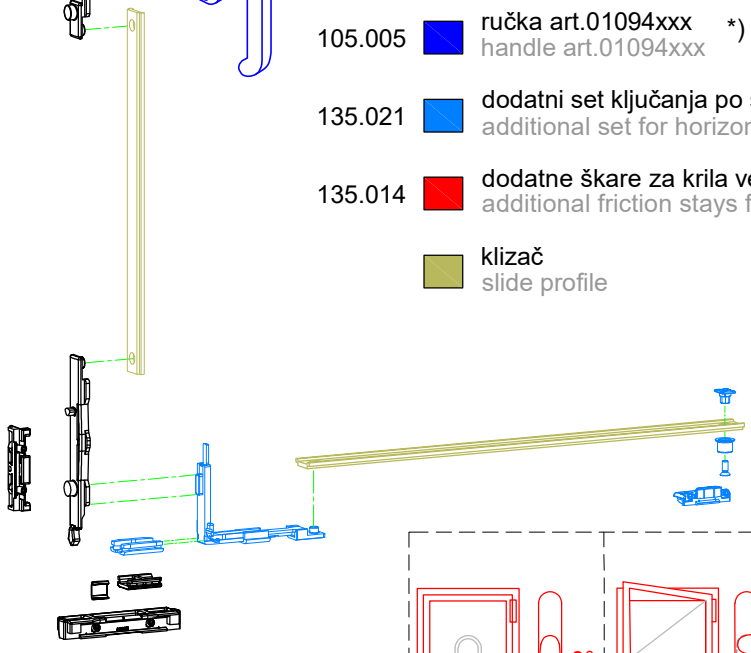
Fb= Širina krila /Sash width
Fh= Visina krila /Sash height

*) boja / color:
01 bijela / white
02 siva / gray
03 crna / black

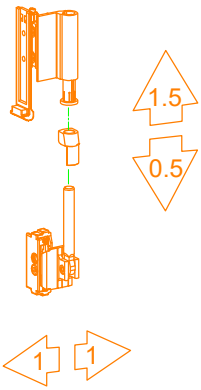
Okov:
Hardware:

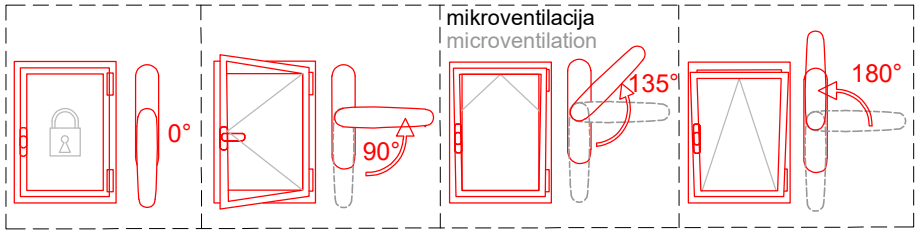
135.015		pogonski mehanizam (za ručku art.01094xxx) drive gear (for handle art.01094xxx)
135.012 135.013		škare T1, T2 friction stays T1, T2
135.016		šarke nosivosti do 140 kg, *) hinges for weight load up to 140 kg,
105.005		ručka art.01094xxx *) handle art.01094xxx
135.021		dodatni set ključanja po širini i visini additional set for horizontal and vertical locking
135.014		dodatne škare za krila većih dimenzija additional friction stays for sash with larger sizes
		klizač slide profile

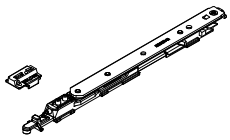

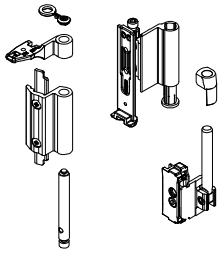
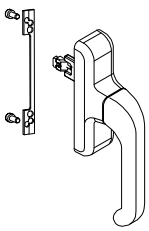
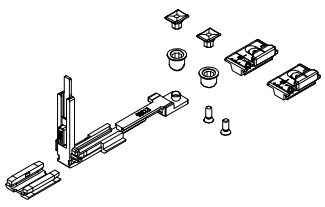


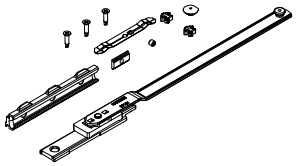
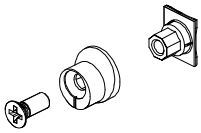
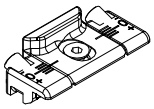




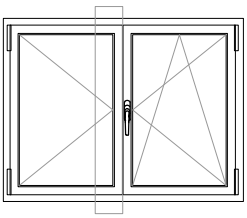


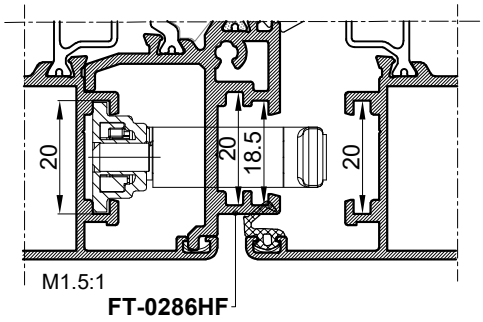


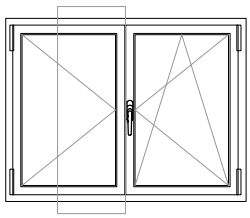
Oznaka Code	Izgled-presjek View-cross section	Opis Description	Materijal Material	Napomena Remark
135.015		- Pogonski mehanizam za FUTURA 3D 130 micro mehanizam (...ručka 01094xxx) - Oznaka proizvođača Giesse: 04704000 - Drive gear for FUTURA 3D 130 micro mechanism (... handle 01094xxx) - Manufacturer code Giesse: 04704000		
135.012		- Škare T1 za širinu krila: 410 - 700mm - Oznaka proizvođača Giesse: 04284000 - Friction stays T1 for sash width: 410 - 700mm - Manufacturer code Giesse: 04284000		
135.013		- Škare T2 za širinu krila: 570 - 1800mm - Oznaka proizvođača Giesse: 04285000 - Friction stays T2 for sash width: 570 - 1800mm - Manufacturer code Giesse: 04285000		
135.016.01 **02** **03**		- Šarke nosivosti do 140 kg - Oznaka proizvođača Giesse: 04711410 - bijela 04711376 - siva 04711500 - crna - Boje: 01- bijela; 02 - siva;03 - crna - Hinges for weight load up to 140 kg - Manufacturer code Giesse: 04711410 - white 04711376 - gray 04711500 - black - Color: 01- white; 02 - gray;03 - black		
105.005.01 **02** **03**		- Ručka; (LA 86/104mm), FUTURA 3D (130 micro) - Oznaka proizvođača Giesse: 01094410 -bijela 01094376 -siva 01094500 -crna - Boje: 01- bijela; 02 - siva; 03 - crna - Handle; (LA 86/104mm), FUTURA 3D (130 micro) - Manufacturer code Giesse: 01094410 -white 01094376 -gray 01094500 -black - Colors: 01- white; 02 - gray; 03 - black		
135.021		- Dodatni set ključanja po širini i visini za krilo preko L>1000 mm i H>1200mm - Oznaka proizvođača Giesse: 04770000 - additional set for horizontal and vertical locking for a sash over L>1000 mm and H>1200 mm - Manufacturer code Giesse: 04770000		

Oznaka Code	Izgled-presjek View-cross section	Opis Description	Materijal Material	Napomena Remark
135.014		- Dodatne škare za krilo šire od 1000 mm - Oznaka proizvođača Giesse: 04301000 - Additional fricton stays for a sash over 1000 mm - Manufacturer code Giesse: 04301000		
135.029		- Dodatno ključanje - zapinjač - Oznaka proizvođača Giesse: 04030000 - Additional locking - adjustable fastening pawl - Manufacturer code Giesse: 04030000		
143.042		- Dodatno ključanje - prihvatnik zapinjača - Oznaka proizvođača Giesse: 01347000 - Additional locking - striker - Manufacturer code Giesse: 01347000		

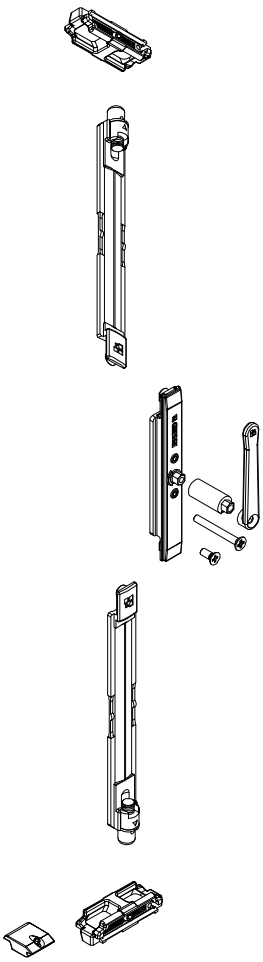
OKOV ZA FIKSIRANJE POMOĆNOG KRILA - GIESSE
LOCKING MECHANISM FOR AUXILARY SASH - GIESSE



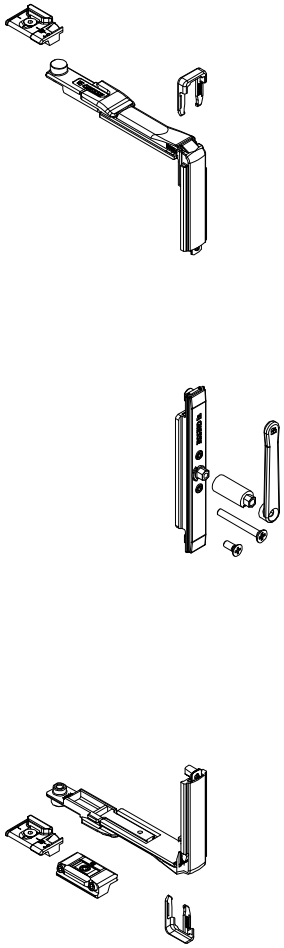


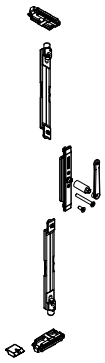
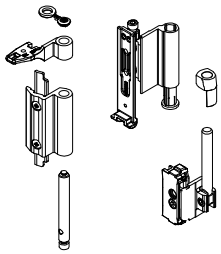
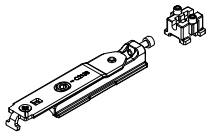
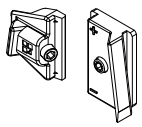


- **143.047** Okov za fiksiranje pomoćnog krila u dvije točke (montiranje okova u krilo)
- Oznaka proizvođača Giesse: 02178000
- **143.047** Locking mechanism for auxiliary sash in two points (mechanism in the sash)
- Manufacturer code Giesse: 02178000

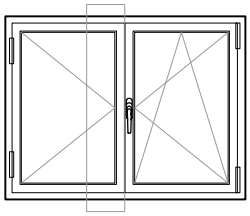


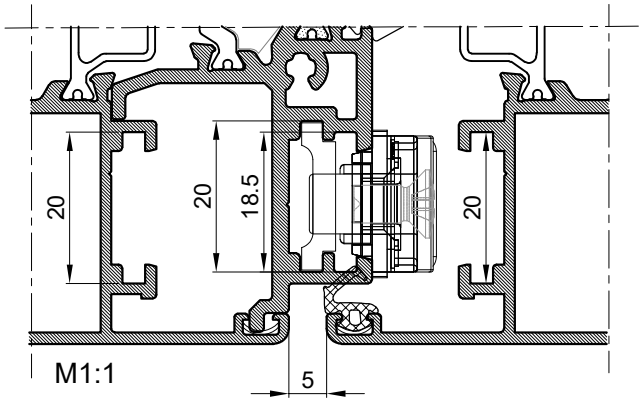
- **143.048** Okov za fiksiranje pomoćnog krila u više točaka; (montiranje okova u krilo)
- Oznaka proizvođača Giesse: 02179000
- **143.048** Locking mechanism for auxiliary sash - multiple points ; (mechanism in the sash)
- Manufacturer code Giesse: 02179000



Oznaka Code	Izgled-presjek View-cross section	Opis Description	Materijal Material	Napomena Remark
143.047		- Okov za fiksiranje pomoćnog krila u dvije točke (montiranje okova u krilo) - Oznaka proizvođača Giesse: 02178000 - Locking mechanism for auxiliary sash in two points (mechanism in the sash) - Manufacturer code Giesse: 02178000		
143.048		- Okov za fiksiranje pomoćnog krila u više točaka (montiranje okova u krilo) - Oznaka proizvođača Giesse: 02179000 - Locking mechanism for auxiliary sash in two points (mechanism in the sash) - Manufacturer code Giesse: 02179000		
135.016.01 **02** **03**		- Šarke nosivosti do 140 kg - Oznaka proizvođača Giesse: 04711410 - bijela 04711376 - siva 04711500 - crna - Boje: 01- bijela; 02 - siva;03 - crna - Hinges weight load under 140 kg - Manufacturer code Giesse: 04711410 - white 04711376 - gray 04711500 - black - Color: 01- white; 02 - gray;03 - black		
135.041		- Dodatni element za šarke 04711xxx (samo za gornju šarku) - Oznaka proizvođača Giesse: 04728000 - Additional element for hinges 04711xxx (only for the top hinge) - Manufacturer code Giesse: 04728000		
143.045		- Dodatno (pasivno) ključanje - Oznaka proizvođača Giesse: 01350K - Additional (passive) locking - Manufacturer code Giesse: 01350K		

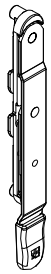
OKOV ZA FIKSIRANJE POMOĆNOG KRILA - GIESSE
LOCKING MECHANISM FOR AUXILARY SASH - GIESSE

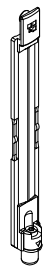


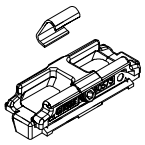
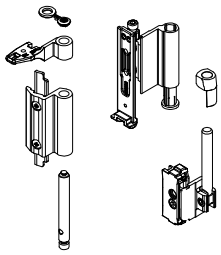
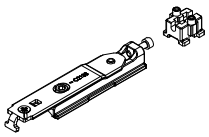
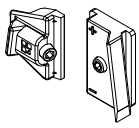



- **143.043** Okov za fiksiranje pomoćnog krila u dvije točke (montiranje okova u kombatutu)
- Oznaka proizvođača Giesse: 02191K
- **143.043** Locking mechanism for auxiliary sash in two points (mechanism in the flying mullion)
- Manufacturer code Giesse: 02191K

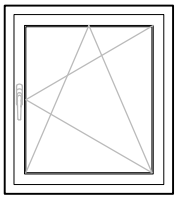




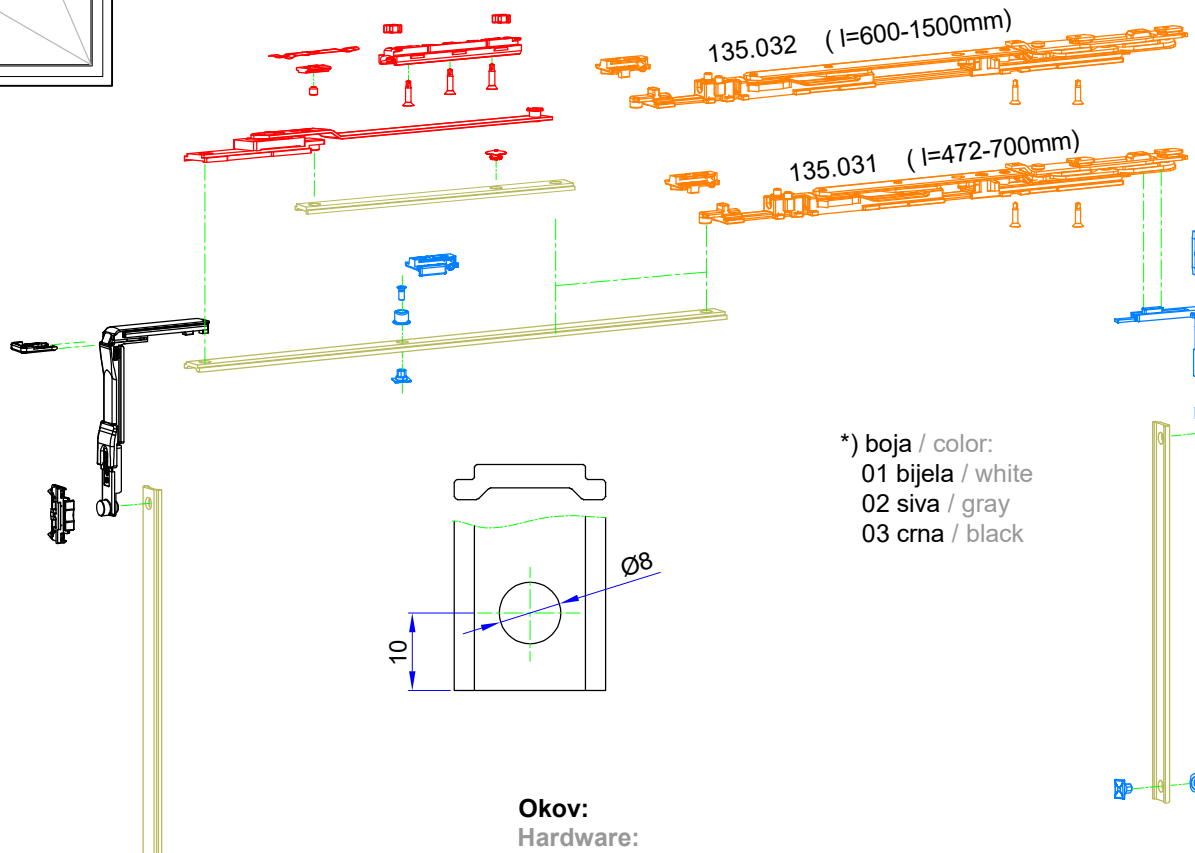


Oznaka Code	Izgled-presjek View-cross section	Opis Description	Materijal Material	Napomena Remark
143.043		- Okov za fiksiranje pomoćnog krila u dvije točke (montiranje okova u kombatutu) - Oznaka proizvođača Giesse: 02191K - Locking mechanism for auxiliary sash in two points (mechanism in flying mullion) - Manufacturer code Giesse: 02191K		
143.046		- Prihvat zapinjača - Oznaka proizvođača Giesse: 01348K - Locking bolt acceptor - Manufacturer code Giesse: 01348K		
135.016.01 **02** **03**		- Šarke nosivosti do 140 kg - Oznaka proizvođača Giesse: 04711410 - bijela 04711376 - siva 04711500 - crna - Boje: 01- bijela; 02 - siva;03 - crna - Hinges weight load under 140 kg - Manufacturer code Giesse: 04711410 - white 04711376 - gray 04711500 - black - Color: 01- white; 02 - gray;03 - black		
	+			
135.041		- Dodatni element za šarke 04711xxx (samo za gornju šarku) - Oznaka proizvođača Giesse: 04728000 - Additional element for hinges 04711xxx (only for the top hinge) - Manufacturer code Giesse: 04728000		
143.045		- Dodatno (pasivno) ključanje - Oznaka proizvođača Giesse: 01350K - Additional (passive) locking - Manufacturer code Giesse: 01350K		
143.050		- Priključna šipka za radni mehanizam - Oznaka proizvođača Giesse: 02187 - Connection rod for the operating mechanism - Manufacturer code Giesse: 02187		

SKRIVENI OTKLOPNO-ZAOKRETNI MEHANIZAM - GIESSE CHIC 3D 100 STANDARD
CONCEALED TILT-TURN MECHANISM - GIESSE CHIC 3D 100 STANDARD



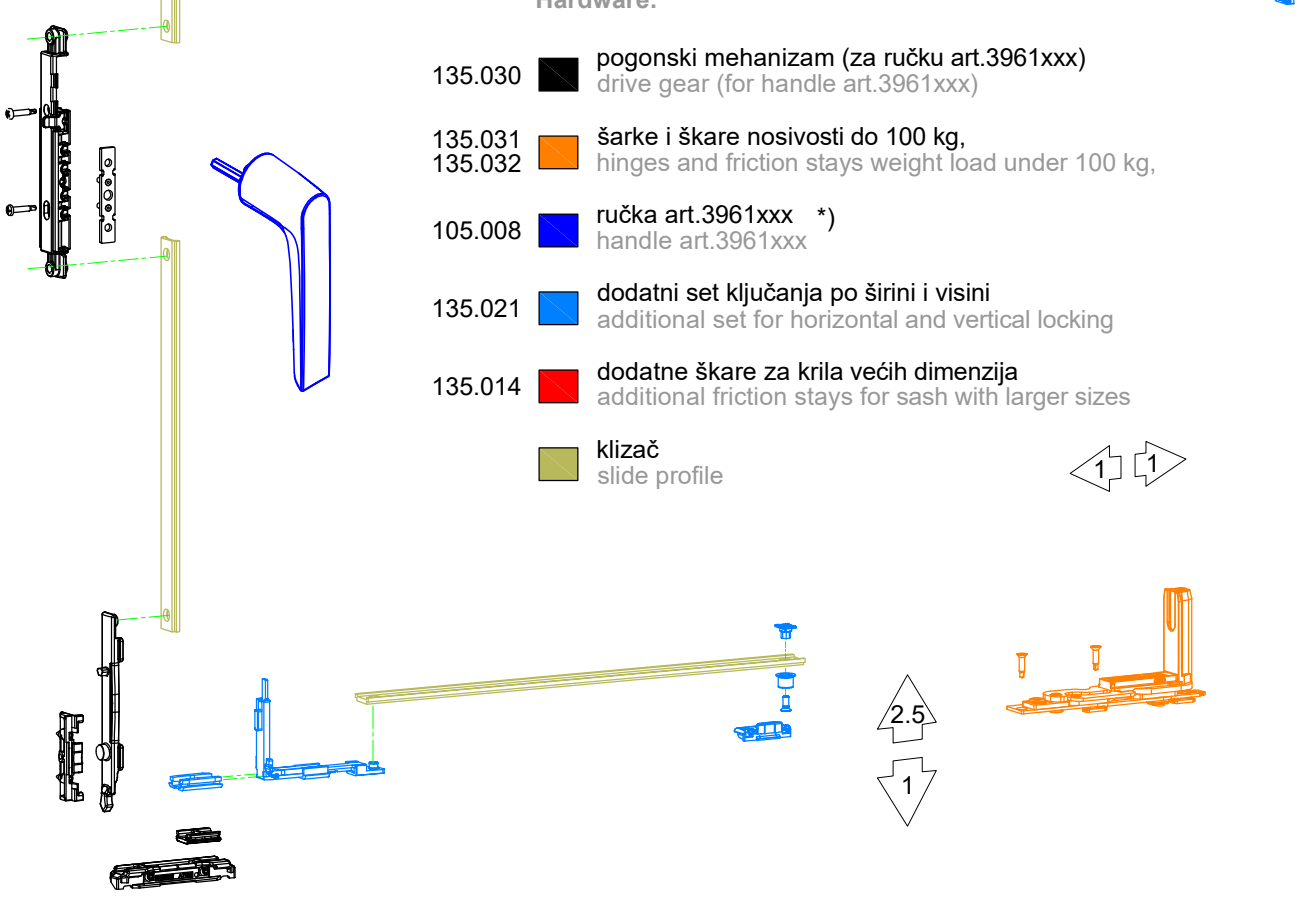
Nosivost max. 100 Kg (CHIC 3D 100) / 150 Kg (CHIC 3D 150)
Load max. 100 Kg (CHIC 3D 100) / 150 Kg (CHIC 3D 130)

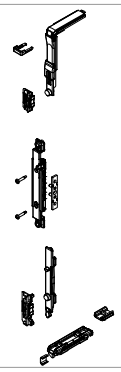
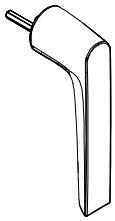
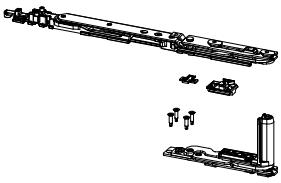
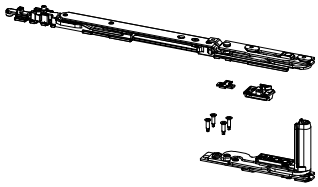
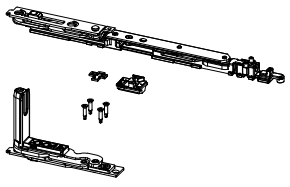
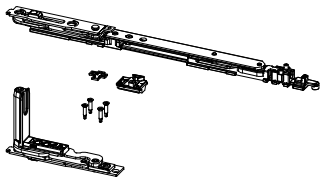


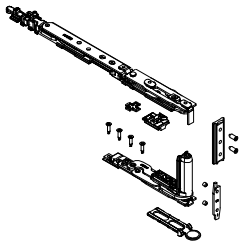
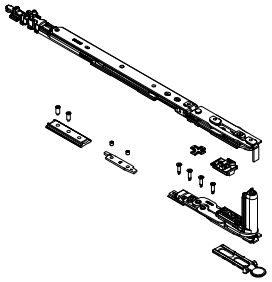
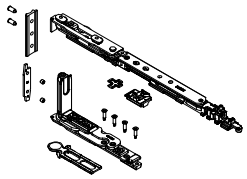
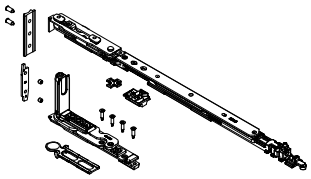
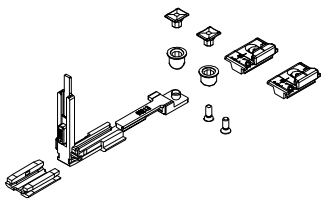
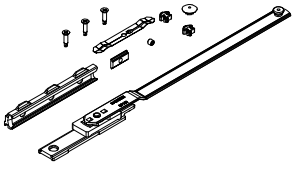
*) boja / color:
01 bijela / white
02 siva / gray
03 crna / black

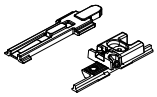
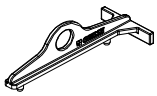
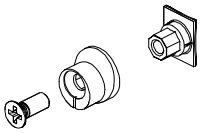
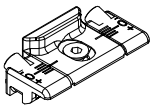
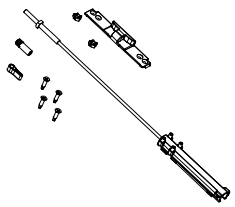
Okov:
Hardware:

135.030		pogonski mehanizam (za ručku art.3961xxx) drive gear (for handle art.3961xxx)
135.031 135.032		šarke i škare nosivosti do 100 kg, hinges and friction stays weight load under 100 kg,
105.008		ručka art.3961xxx *) handle art.3961xxx
135.021		dodatni set ključanja po širini i visini additional set for horizontal and vertical locking
135.014		dodatne škare za krila većih dimenzija additional friction stays for sash with larger sizes
		klizač slide profile

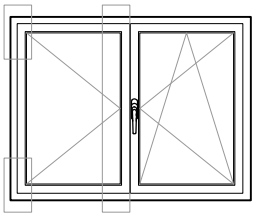


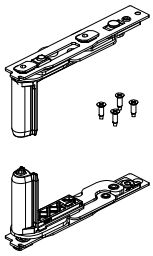
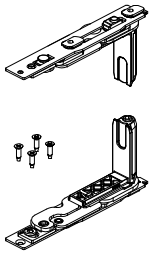
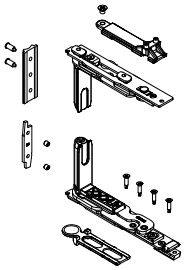
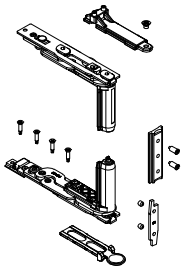
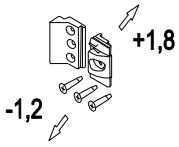
Oznaka Code	Izgled-presjek View-cross section	Opis Description	Materijal Material	Napomena Remark
135.030		- Pogonski mehanizam za Ultra mehanizam (...ručka 03961xxx) - Oznaka proizvođača Giesse: 0395200001 - Drive gear for Ultra mechanism (... handle 03961xxx) - Manufacturer code Giesse: 0395200001		
105.008.01 **02** **03**		- Ručka bez rozete, za Ultra mehanizam - Oznaka proizvođača Giesse: 03961410 -bijela 03961376 -siva 03961500 -crna - Boje: 01- bijela; 02 - siva; 03 - crna - Handle without rosette,for Ultra mechanism - Manufacturer code Giesse: 03961410 -white 03961376 -gray 03961500 -black - Colors: 01- white; 02 - gray; 03 - black		
135.031		-Šarka+škara T1, **desna** za krilo 472-700 mm - Oznaka proizvođača Giesse: 043550001 - Otvaranje krila do 180° - Za nosivost do **100kg** - Hinge+friction stays T1,right for sash 472-700 mm - Manufacturer code Giesse: 043550001 - Sash opening up 180° - For weight load up to **100kg**		
135.032		- Šarka+škara T2, **desna** za krilo 600-1500mm - Oznaka proizvođača Giesse: 043560001 - Otvaranje krila do 180° - Za nosivost do **100kg** - Hinge+friction stays T2, right for sash 600-1500mm - Manufacturer code Giesse: 043560001 - Sash opening up 180° - For weight load up to **100kg**		
135.033		- Šarka+škara T1, **lijeva** za krilo 472-700 mm - Oznaka proizvođača Giesse: 043550002 - Otvaranje krila do 180° - Za nosivost do **100kg** - Hinge+friction stays T1, left for sash 472-700 mm - Manufacturer code Giesse: 043550002 - Sash opening up 180° - For weight load up to **100kg**		
135.034		- Šarka+škara T2, **lijeva** za krilo 600-1500mm - Oznaka proizvođača Giesse: 043560002 - Otvaranje krila do 180° - Za nosivost do **100kg** - Hinge+friction stays T2, left for sash 600-1500mm - Manufacturer code Giesse: 043560002 - Sash opening up 180° - For weight load up to **100kg**		

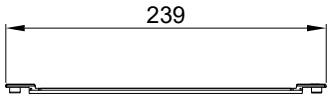
Oznaka Code	Izgled-presjek View-cross section	Opis Description	Materijal Material	Napomena Remark
135.043		- Šarka+škara T1, **desna** za krilo 472-700 mm - Oznaka proizvođača Giesse: 0436500011 - Otvaranje krila do 180° - Za nosivost do **150 kg** - Hinge+friction stays T1,right for sash 472-700 mm - Manufacturer code Giesse: 0436500011 - Sash opening up 180° - For weight load up to **150 kg**		
135.044		- Šarka+škara T2, **desna** za krilo 600-1600mm - Oznaka proizvođača Giesse: 0436600011 - Otvaranje krila do 180° - Za nosivost do **150 kg** - Hinge+friction stays T2, right for sash 600-1600mm - Manufacturer code Giesse: 0436600011 - Sash opening up 180° - For weight load up to **150 kg**		
135.045		- Šarka+škara T1, **lijeva** za krilo 472-700 mm - Oznaka proizvođača Giesse: 0436500021 - Otvaranje krila do 180° - Za nosivost do **150 kg** - Hinge+friction stays T1, left for sash 472-700 mm - Manufacturer code Giesse: 0436500021 - Sash opening up 180° - For weight load up to **150 kg**		
135.046		- Šarka+škara T2, **lijeva** za krilo 600-1600mm - Oznaka proizvođača Giesse: 0436600021 - Otvaranje krila do 180° - Za nosivost do **150 kg** - Hinge+friction stays T2, left for sash 600-1600mm - Manufacturer code Giesse: 0436600021 - Sash opening up 180° - For weight load up to **150 kg**		
135.021		- Dodatni set ključanja po širini i visini za krilo dimenzija L>1000 mm i H>1200 mm - Oznaka proizvođača Giesse: 04770000 - Additional set for horizontal and vertical locking for sash dimensions L>1000 mm and H>1200 mm - Manufacturer code Giesse: 04770000		
135.014		- Dodatne škare za krilo šire od 1000 mm - Oznaka proizvođača Giesse: 04301000 - Additional fricton stays for a sash wider than 1000 mm - Manufacturer code Giesse: 04301000		

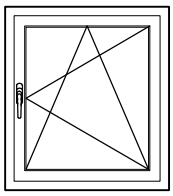
Oznaka Code	Izgled-presjek View-cross section	Opis Description	Materijal Material	Napomena Remark
135.023		- Graničnik otvaranja krila, za L>500, od 25°do 120° - Oznaka proizvođača Giesse: 02030000 - Sash opening limiter arm, for L>500, from 25° to 120° - Manufacturer code Giesse: 02030000		
135.035		- Dodatni element za škaru, za dimenzije krila H<1200 mm, L>1000 mm - Oznaka proizvođača Giesse: 04357000 - Additional element for friction stays, for sash dimensions H<1200 mm, L>1000 mm - Manufacturer code Giesse: 04357000		
135.036		- Šablon za pozicioniranje škara - Oznaka proizvođača Giesse: 03535 - Template for positioning friction stays - Manufacturer code Giesse: 03535		
135.029		- Dodatno ključanje - zapinjač - Oznaka proizvođača Giesse: 04030000 - Additional locking - adjustable fastening pawl - Manufacturer code Giesse: 04030000		
143.042		- Dodatno ključanje - prihvatnik zapinjača - Oznaka proizvođača Giesse: 01347000 - Additional locking - striker - Manufacturer code Giesse: 01347000		
135.047		- Dodatni element za povećanje nosivosti krila do 200 kg - Oznaka proizvođača Giesse: 06250000 - Additional element for sash weight up to 200 kg - Manufacturer code Giesse: 06250000		

SKRIVENI OKOV ZA FIKSIRANJE POMOĆNOG KRILA - GIESSE CHIC 3D
HIDEN LOCKING MECHANISM FOR AXILIARY SASH - GIESSE CHIC 3D



Oznaka Code	Izgled-presjek View-cross section	Opis Description	Materijal Material	Napomena Remark
115.011		- Skrivene šarke za pomoćno krilo - **lijeve** - Oznaka proizvođača Giesse: 043540002 - Za nosivost do **100kg** - Concealed hinges for the auxiliary sash - **left** - Manufacturer code Giesse: 043540002 - For weight load up to **100kg**		
115.012		- Skrivene šarke za pomoćno krilo - **desne** - Oznaka proizvođača Giesse: 043540001 - Za nosivost do **100kg** - Concealed hinges for the auxiliary sash - **right** - Manufacturer code Giesse: 043540001 - For weight load up to **100kg**		
115.017		- Skrivene šarke za pomoćno krilo - **lijeve** - Oznaka proizvođača Giesse: 0436400021 - Za nosivost do **150 kg** - Concealed hinges for the auxiliary sash - **left** - Manufacturer code Giesse: 0436400021 - For weight load up to **150 kg**		
115.018		- Skrivene šarke za pomoćno krilo - **desne** - Oznaka proizvođača Giesse: 0436400011 - Za nosivost do **150 kg** - Concealed hinges for the auxiliary sash - **right** - Manufacturer code Giesse: 0436400011 - For weight load up to **150 kg**		
143.044		- Dodatno (pasivno) ključanje (za h=1200-1800 -1 kom, a preko 1800 -2 kom) - Oznaka proizvođača Giesse: 04358000 - Additional (passive) locking (for h=1200-1800 -1 pc, and over 1800 -2 pcs) - Manufacturer code Giesse: 04358000		

Oznaka Code	Izgled-presjek View-cross section	Opis Description	Materijal Material	Napomena Remark
143.048		- Okov za fiksiranje pomoćnog krila u više točaka (montiranje okova u krilo) - Oznaka proizvođača Giesse: 02179000 - Locking mechanism for auxiliary sash in two points (mechanism in the sash) - Manufacturer code Giesse: 02179000		
143.050		- Priključna šipka za radni mehanizam - Oznaka proizvođača Giesse: 02187 - Connection rod for the operating mechanism - Manufacturer code Giesse: 02187		

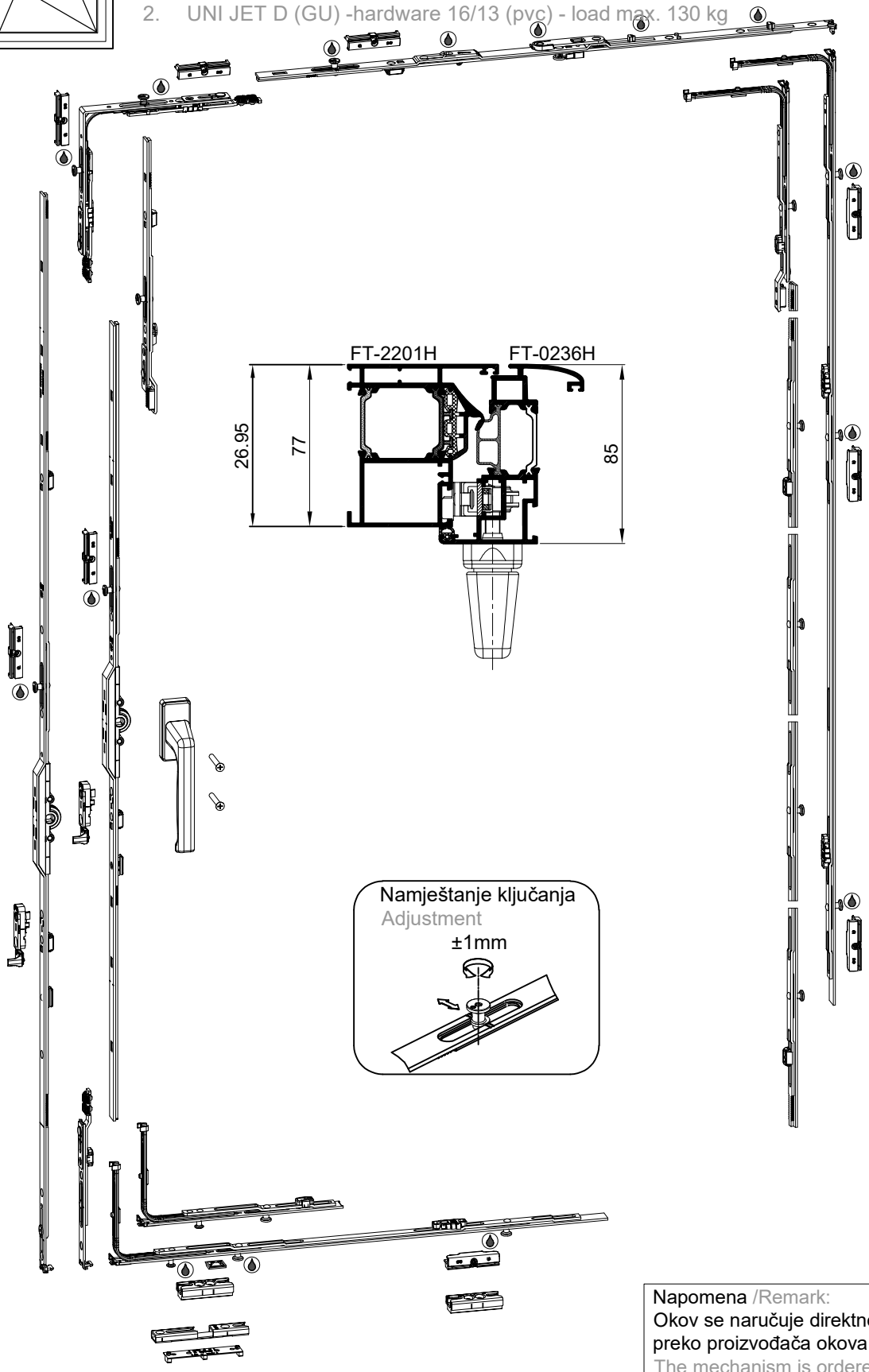


Otklopno-zaokretni okov za jednokrilni prozor:

1. UNI JET C (GU) -okov 16/13 (pvc) - max.nosivost 130 kg
2. UNI JET D (GU) -okov 16/13 (pvc) - max.nosivost 130 kg

Opening and turning hardware for a single-sash window:

1. UNI JET C (GU) -hardware 16/13 (pvc) - load max.130 kg
2. UNI JET D (GU) -hardware 16/13 (pvc) - load max. 130 kg



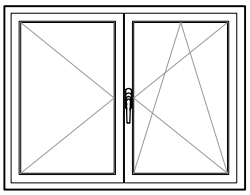
Napomena /Remark:
Okov se naručuje direktno
preko proizvođača okova -GU
The mechanism is ordered directly
through the hardware manufacturer -GU

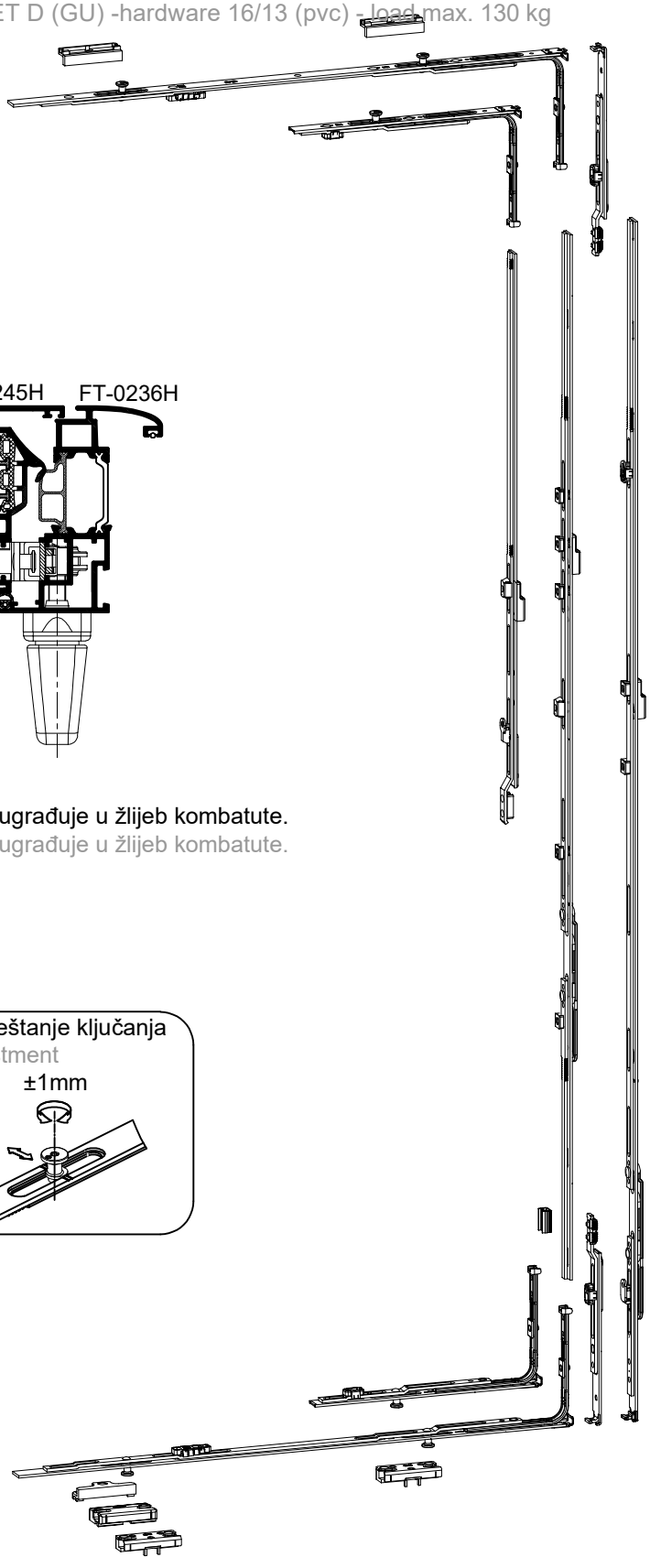
Otklopno-zaokretni okov za dvokrilni prozor:

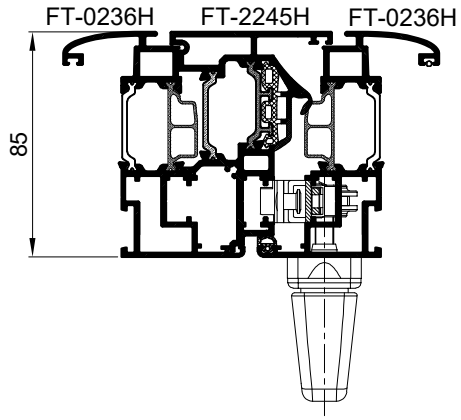
1. UNI JET C (GU) -okov 16/13 (pvc) - max.nosivost 130 kg
2. UNI JET D (GU) -okov 16/13 (pvc) - max.nosivost 130 kg

Opening and turning hardware for a double-sash window:

1. UNI JET C (GU) -hardware 16/13 (pvc) - load max.130 kg
2. UNI JET D (GU) -hardware 16/13 (pvc) - load max. 130 kg



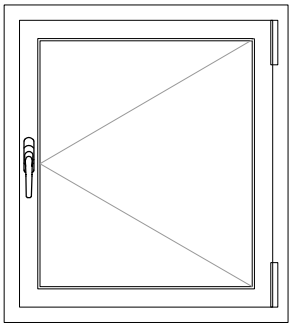


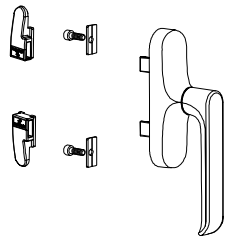
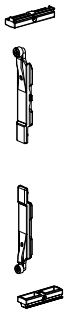
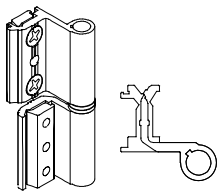


Okov pomoćnog krila se ugrađuje u žlijeb kombatute.
Okov pomoćnog krila se ugrađuje u žlijeb kombatute.

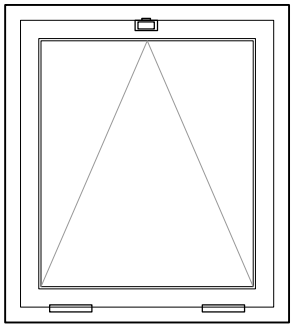
Napomena /Remark:
Okov se naručuje direktno
preko proizvođača okova -GU
The mechanism is ordered directly
through the hardware manufacturer -GU

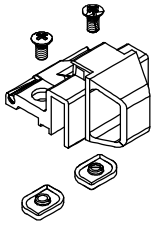
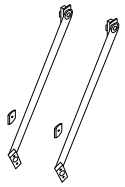
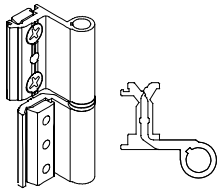
OKOV ZA ZAOKRETNO OTVARANJE
TURN OPENING MECHANISM



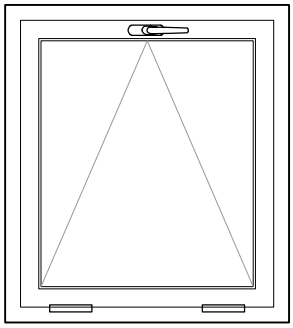
Oznaka Code	Izgled-presjek View-cross section	Opis Description	Materijal Material	Napomena Remark
104.011.01 **02** **03**		- Ručka za prozor - Oznaka proizvođača Stublina: 1102.00.310 -bijela 315 -siva 313 -crna - Boje: 01- bijela; 02 - siva;03 - crna - Window handle - Manufacturer code Stublina: 1102.00.310 -white 315 -gray 313 -black - Color: 01- white; 02 - gray;03 - black	AlSi Zamak	
144.044		- Set zapinjača sa prihvatom - Oznaka proizvođača Stublina: 4009.30 - Set locking bolts with acceptor - Manufacturer code Stublina: 4009.30		
111.001.01 **02** **03**		- Dvodijelna šarka EURO ŽLIJEB (Stara oznaka E-100) - Boje: 01- bijela; 02 - siva;03 - crna - Two-part hinge EURO GROOVE (Former code E-100) - Color: 01- white; 02 - gray;03 - black		

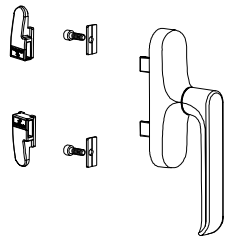
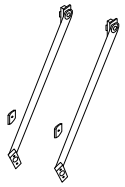
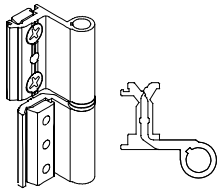
OTKLOPNI MEHANIZAM (VENTUS) S BRAVICOM ZA ZATVARANJE
TILT MECHANISM WITH LOCK FOR CLOSING



Oznaka Code	Izgled-presjek View-cross section	Opis Description	Materijal Material	Napomena Remark
124.005.01 **02** **03**		- Bravica (škljoca) za zatvaranje otklopnog prozora - Oznaka proizvođača Stublina: 1014.00.310 -bijela 315 -siva 313 -crna - Boje: 01- bijela; 02 - siva;03 - crna - Lock for closing of tilt window - Manufacturer code Stublina: 1014.00.310 -white 315 -gray 313 -black - Color: 01- white; 02 - gray;03 - black		
131.002		- Škare za otklopni prozor (Stara oznaka: E-350) - Friction stays for hung-vent window (Former code: E-350)		
111.001.01 **02** **03**		- Dvodijelna šarka EURO ŽLIJEB (Stara oznaka E-100) - Boje: 01- bijela; 02 - siva;03 - crna - Two-part hinge EURO GROOVE (Former code E-100) - Color: 01- white; 02 - gray;03 - black		

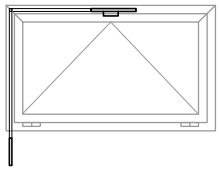
OTKLOPNI MEHANIZAM (VENTUS) S RUČKOM
TILT MECHANISM WITH HANDLE

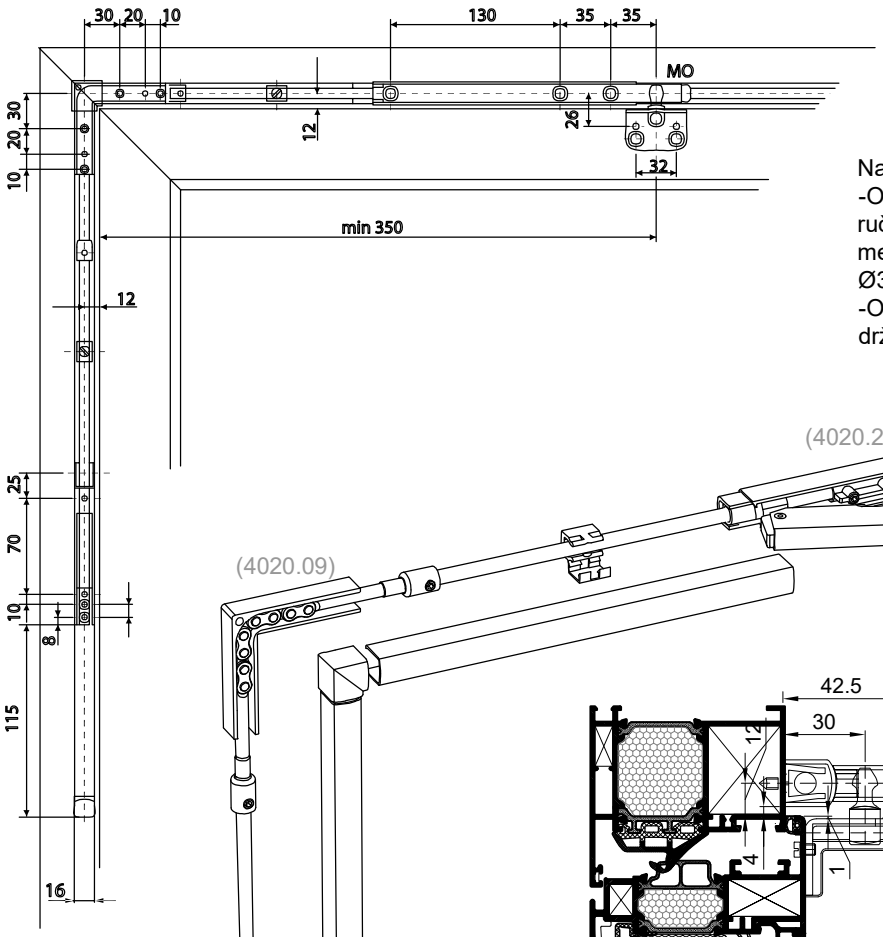


Oznaka Code	Izgled-presjek View-cross section	Opis Description	Materijal Material	Napomena Remark
104.011.01 02 03		- Ručka za prozor - Oznaka proizvođača Stublina: 1102.00.310 -bijela 315 -siva 313 -crna - Boje: 01- bijela; 02 - siva;03 - crna - Window handle - Manufacturer code Stublina: 1102.00.310 -white 315 -gray 313 -black - Color: 01- white; 02 - gray;03 - black	AlSi Zamak	
131.002		- Škare za otklopni prozor (Stara oznaka: E-350) - Friction stays for hung-vent window (Former code: E-350)		
111.001.01 02 03		- Dvodijelna šarka EURO ŽLIJEB (Stara oznaka E-100) - Boje: 01- bijela; 02 - siva;03 - crna - Two-part hinge EURO GROOVE (Former code E-100) - Color: 01- white; 02 - gray;03 - black		
144.044		- Set zapinjača sa prihvatom - Oznaka proizvođača Stublina: 4009.30 - Set locking bolts with acceptor - Manufacturer code Stublina: 4009.30		

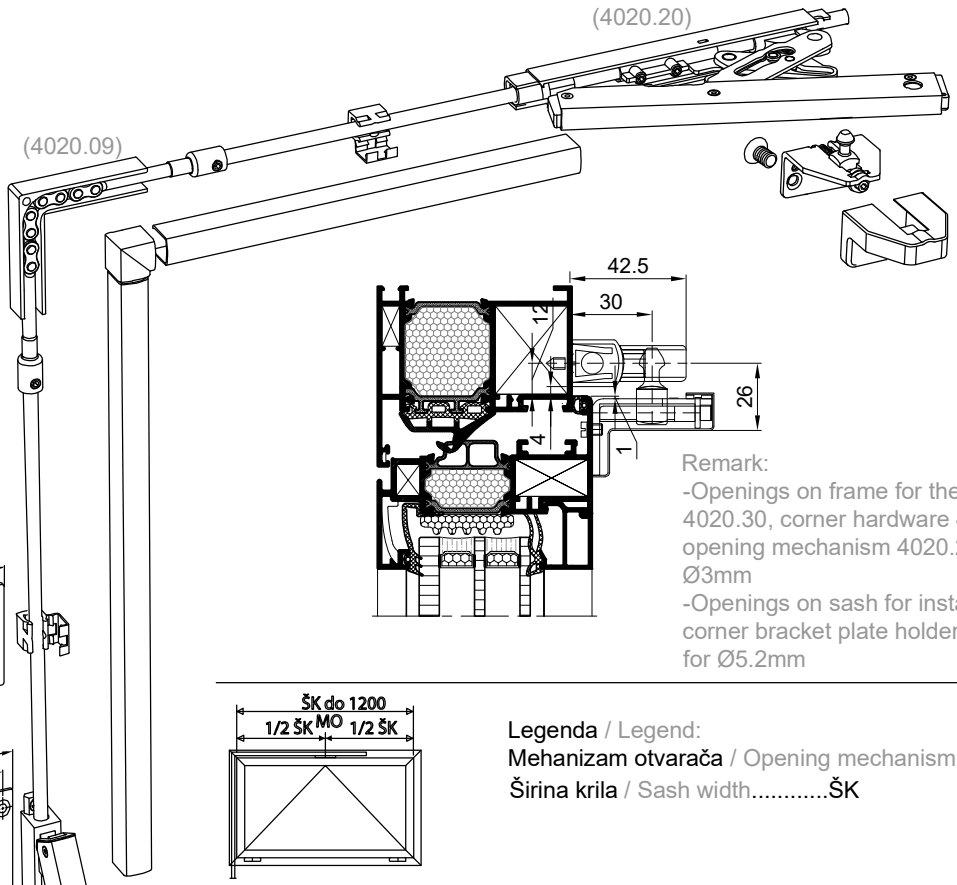
134.006.xx- OTKLOPNI MEHANIZAM (VENTUS) S RUČKOM ZA VISINU - STUBLINA (art.4020.00)

134.006.xx- TILT MECHANISM (VENTUS) WITH HANDLE FOR HEIGHT - STUBLINA (art.4020.00)

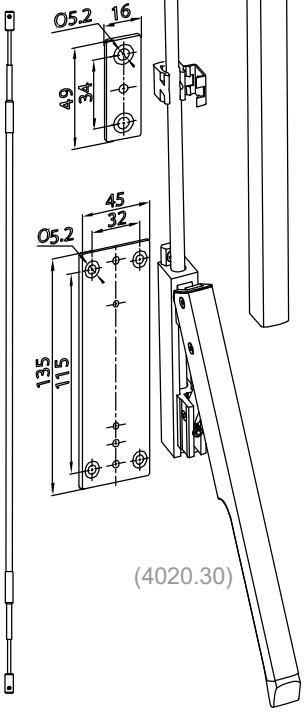




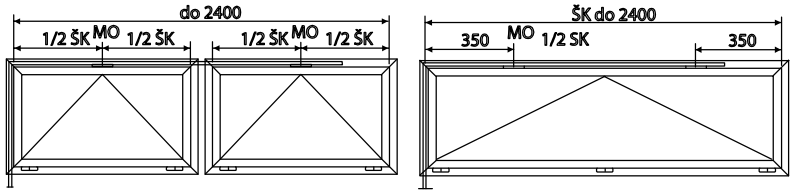
Napomena:
-Otvore na štoku za ugradnju pogonske ručice 4020.30, kutnog okova 4020.09 mehanizama otvarača 4020.20 bušiti na Ø3mm.
-Otvore na krilu za ugradnju kutnog nosača držača krila 4020.05 bušiti na Ø5.2mm

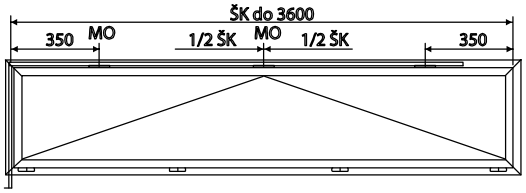


Remark:
-Openings on frame for the handle 4020.30, corner hardware 4020.09 and the opening mechanism 4020.20 drill for Ø3mm
-Openings on sash for installation of corner bracket plate holder 4020.05 drill for Ø5.2mm

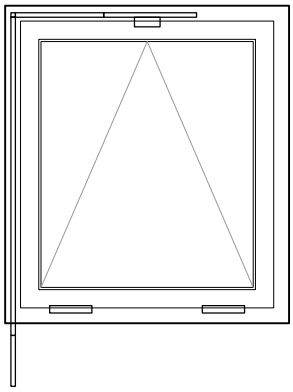


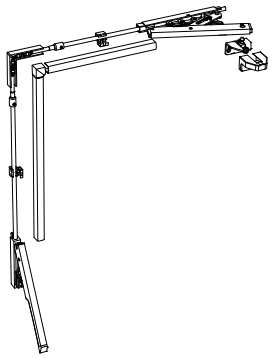
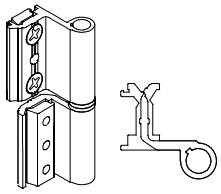
Legenda / Legend:
Mehanizam otvarača / Opening mechanism.....Mo
Širina krila / Sash width.....ŠK



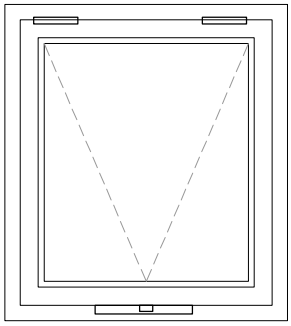


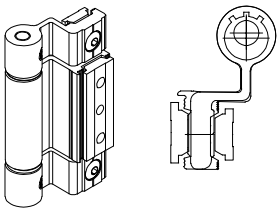
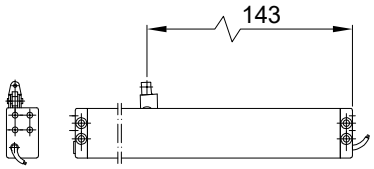
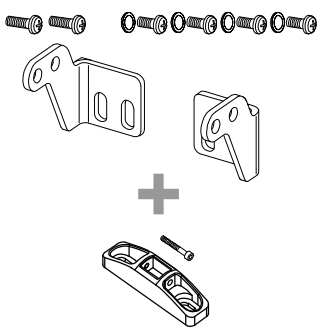
OTKLOPNI MEHANIZAM (VENTUS) S RUČKOM ZA VISINU
TILT MECHANISM (VENTUS) WITH HANDLE FOR HEIGHT



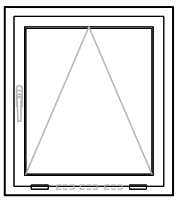
Oznaka Code	Izgled-presjek View-cross section	Opis Description	Materijal Material	Napomena Remark
134.006.01 **02** **03**		- Ventus set širina krila do 1200 mm - Oznaka proizvođača Stublina: 4020.00.310 -bijela 315 -siva 313 -crna - Boje: 01- bijela; 02 - siva;03 - crna - Ventus set - sash width up to 1200 mm - Manufacturer code Stublina: 4020.00.310 -white 315 -gray 313 -black - Color: 01- white; 02 - gray;03 - black		
111.001.01 **02** **03**		- Dvodijelna šarka EURO ŽLIJEB (Stara oznaka E-100) - Boje: 01- bijela; 02 - siva;03 - crna - Two-part hinge EURO GROOVE (Former code E-100) - Color: 01- white; 02 - gray;03 - black		

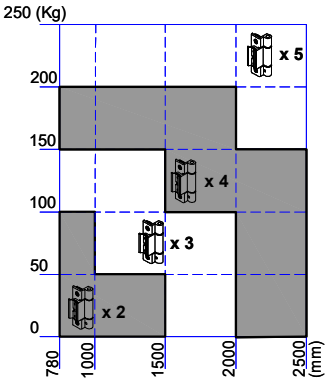
OTKLOPNI MEHANIZAM (VENTUS) S ELEKTROMOTOROM - otvaranje vani
TILT MECHANISM (VENTUS) WITH ELECTRIC MOTOR - outward opening

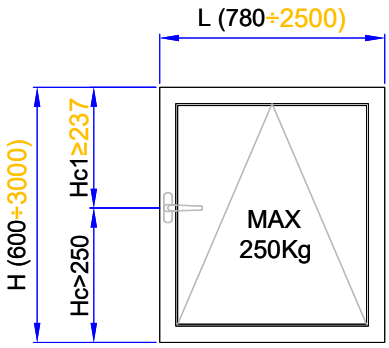


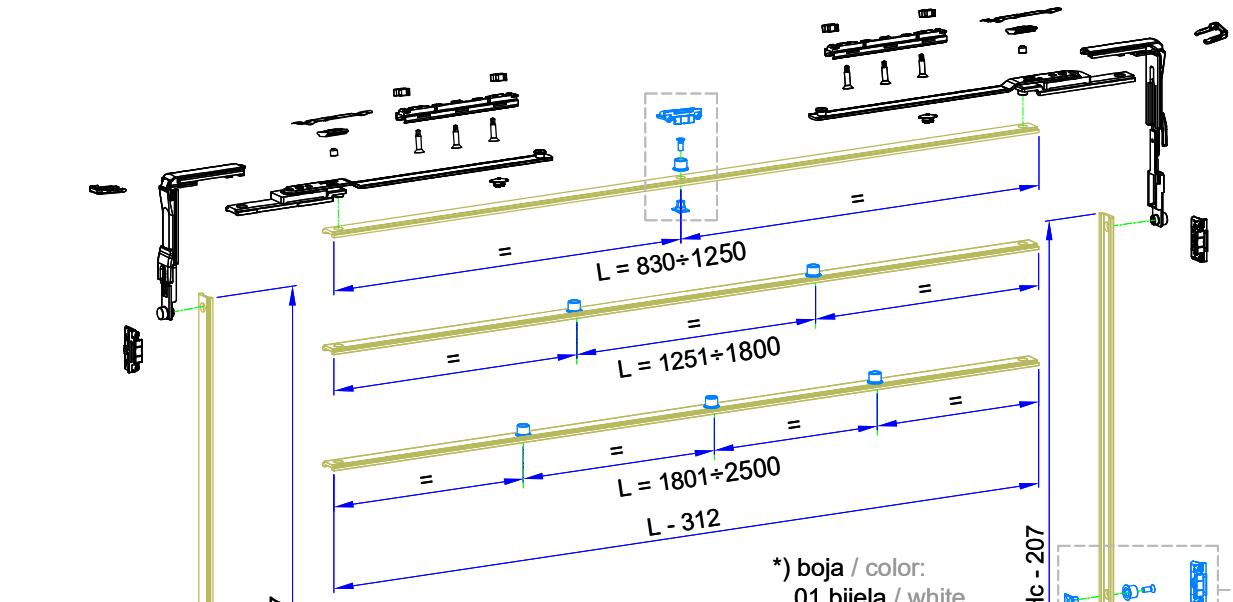
Oznaka Code	Izgled-presjek View-cross section	Opis Description	Materijal Material	Napomena Remark
114.005.01 **02** **03**		- Trodijelna šarka-*EURO ŽLIJEB* - Oznaka proizvođača Stublina: 2129.00.310 -bijela 315 -siva 313 -crna - Boje: 01- bijela; 02 - siva;03 - crna - Three-part hinge-*EURO GROOVE* - Manufacturer code Stublina: 2129.00.310 -white 315 -gray 313 -black - Color: 01- white; 02 - gray;03 - black		
142.073 **142.074** **142.094**		Lančani motor za otvaranje i zatvaranje KS2 200 S12 24V R, hod 200 mm; Oznaka proizvođača AUMÜLLER (GU): 521620 Chain motor for opening and closing KS2 200 S12 24V R; stroke length 200 mm; Manufacturer code AUMÜLLER (GU): 521620 Lančani motor za otvaranje i zatvaranje KS2 300 S12 24V R, hod 300 mm; Oznaka proizvođača AUMÜLLER (GU): 521630 Chain motor for opening and closing KS2 300 S12 24V R; stroke length 300 mm; Manufacturer code AUMÜLLER (GU): 521630 Lančani motor za otvaranje i zatvaranje KS2 400 S12 24V R, hod 400 mm; Oznaka proizvođača AUMÜLLER (GU): 521640 Chain motor for opening and closing KS2 400 S12 24V R; stroke length 400 mm; Manufacturer code AUMÜLLER (GU): 521640		
142.071 **142.072**		K94 nosači za motor KS2 Oznaka proizvođača AUMÜLLER (GU): 523921 Frame bracket K94 Manufacturer code AUMÜLLER (GU): 523921 F41 prihvatnik lanca motora KS2/KS4 Oznaka proizvođača AUMÜLLER (GU): 151440 Casement bracket F41 Manufacturer code AUMÜLLER (GU): 151440		

OTKLOPNI MEHANIZAM (VENTUS) S RUČKOM NA OKOMICI
TILT MECHANISM (VENTUS) WITH THE HANDLE ON THE SIDE











*) boja / color:
01 bijela / white
02 siva / gray
03 crna / black

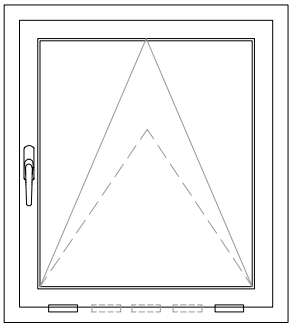
Okov:
Hardware:

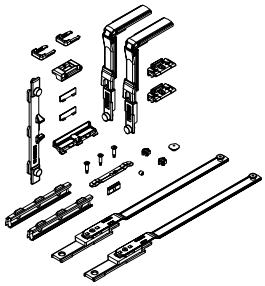
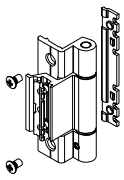
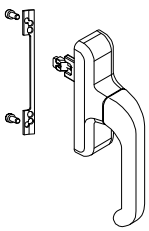
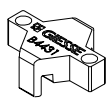
135.042	pogonski mehanizam (za ručku art.01094xxx) drive gear (for handle art.01094xxx)	
115.015	dvodijelna šarka two-part hinge	*)
105.005	ručka art.01094xxx handle art.01094xxx	*)
+		
143.049	blokada zaokretnog otvaranja (za ručku 01094xxx) turn opening block (for handle 01094xxx)	
135.029 143.042	dodatni set ključanja po širini i visini additional set for horizontal and vertical locking	
	klizač slide profile	

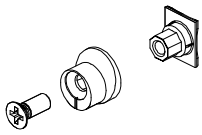
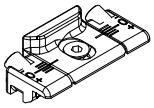




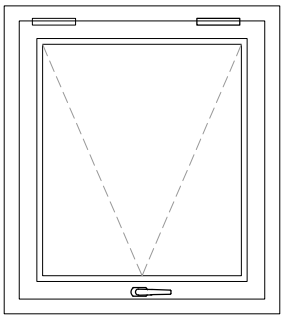
OTKLOPNI MEHANIZAM (VENTUS) S RUČKOM NA OKOMICI
TILT MECHANISM (VENTUS) WITH THE HANDLE ON THE SIDE

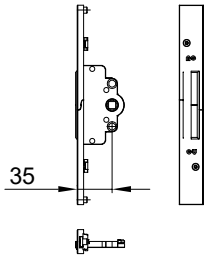
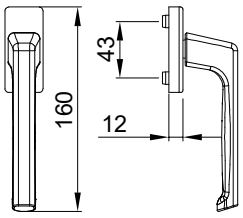
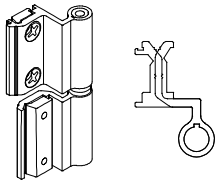




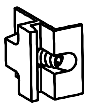
Oznaka Code	Izgled-presjek View-cross section	Opis Description	Materijal Material	Napomena Remark
135.042		- Pogonski mehanizam za otklopni prozor- (ventus) sa ručkom na vertikali (..ručka 01094xxx) - Oznaka proizvođača Giesse: 01175000 - Drive gear for tilt window (ventus) with the handle on the side (... handle 01094xxx) - Manufacturer code Giesse: 01175000		
115.015.01 **02** **03**		- Dvodijelna šarka - Oznaka proizvođača Giesse: 00600410 -bijela 00600376 -siva 00600500 -crna - Boje: 01- bijela; 02 - siva;03 - crna - Two-part hinge - Manufacturer code Giesse: 00600410 -white 00600376 -gray 00600500 -black - Color: 01- white; 02 - gray;03 - black		
105.005.01 **02** **03**		- Ručka; (LA 86/104mm), FUTURA 3D (130 micro) - Oznaka proizvođača Giesse: 01094410 -bijela 01094376 -siva 01094500 -crna - Boje: 01- bijela; 02 - siva; 03 - crna - Handle; (LA 86/104mm), FUTURA 3D (130 micro) - Manufacturer code Giesse: 01094410 -bijela 01094376 -siva 01094500 -crna - Colors: 01- white; 02 - gray; 03 - black		
	+			
143.049		- Blokada zaokretnog otvaranja (...za ručku 01094xxx) - Oznaka proizvođača Giesse: 02235 - Turn opening block - Manufacturer code Stublina: 02235		

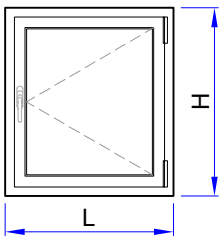
Oznaka Code	Izgled-presjek View-cross section	Opis Description	Materijal Material	Napomena Remark
135.029		- Dodatno ključanje - zapinjač - Oznaka proizvođača Giesse: 04030000 - Additional locking - adjustable fastening pawl - Manufacturer code Giesse: 04030000		
143.042		- Dodatno ključanje - prihvatnik zapinjača - Oznaka proizvođača Giesse: 01347000 - Additional locking - striker - Manufacturer code Giesse: 01347000		

OKOV ZA OTKLOPNI PROZOR (VENTUS) - (otvaranje vani)
HARDWARE FOR TILT WINDOW (VENTUS) - (outward opening)



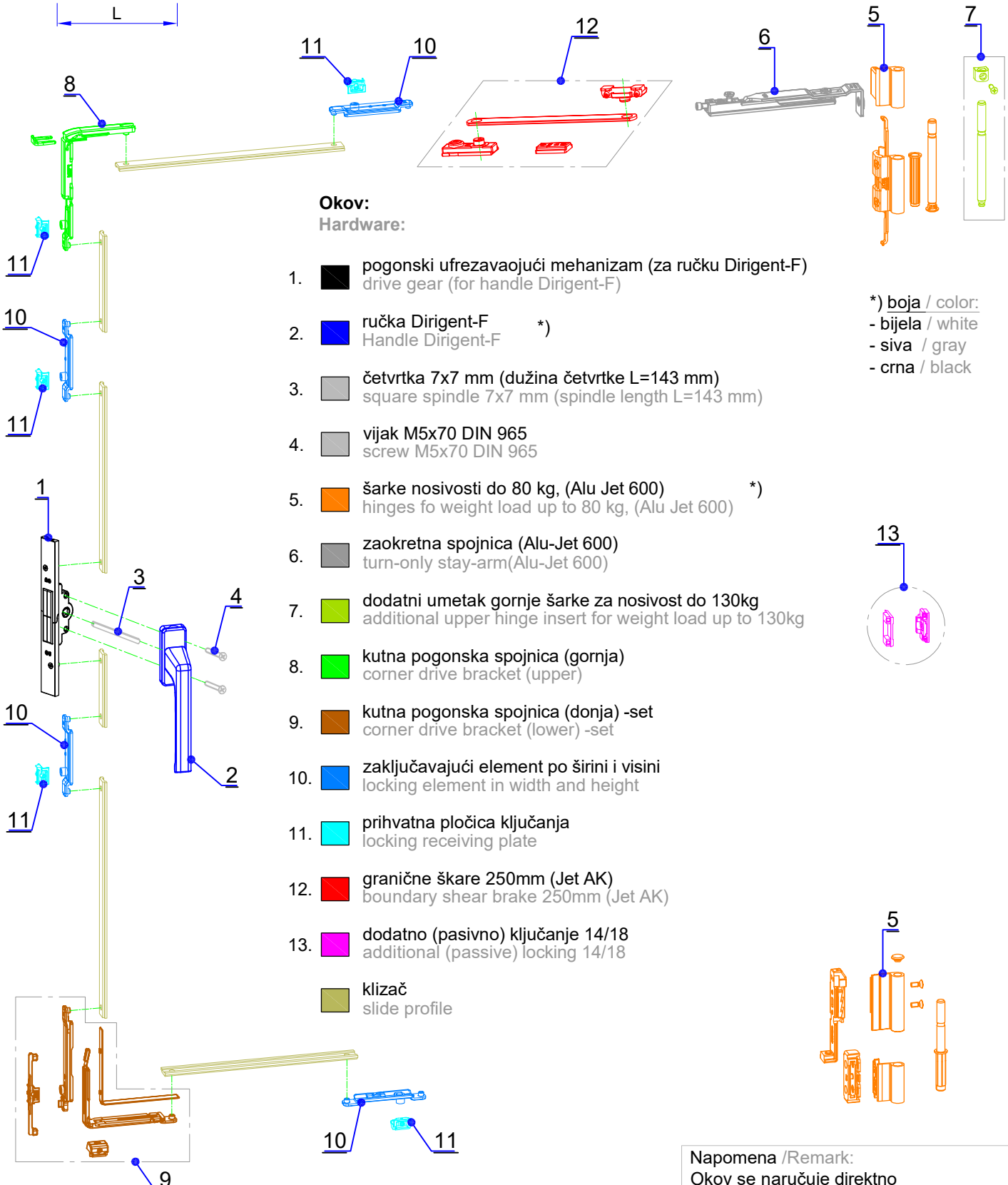
Oznaka Code	Izgled-presjek View-cross section	Opis Description	Materijal Material	Napomena Remark
122.047		- Pogonski ufrezavajući mehanizam (35mm) za otvaranje vani (... ručka Dirigent-F) - Oznaka proizvođača GU: 6-25916-35-0-1 - Drive gear for outward opening (35mm) (... handle Dirigent-F) - Manufacturer code GU: 6-25916-35-0-1		
102.001.01 **02** **03**		-Ručka Dirigent-F (GU) -Oznaka proizvođača: 6-28072-00-0- *11 siva* *06 crna* *07 bijela* -Handle Dirigent-F (GU) -Manufacturer code: 6-28072-00-0- *11 gray* *06 black* *07 white*		
111.003.01 **02** **03**		- Dvodijelna šarka-otvaranje vani, *EURO ŽLIJEB* (Stara oznaka EV-110) - Boje: 01- bijela; 02 - siva;03 - crna - Two-part hinge-outside *EURO GROOVE* (Former code EV-110) - Color: 01- white; 02 - gray;03 - black		

Oznaka Code	Izgled-presjek View-cross section	Opis Description	Materijal Material	Napomena Remark
134.018		- Teleskopski graničnik otvaranja krila - Oznaka proizvođača Stublina: 4066.00 - Telescopic barrier - Manufacturer code Stublina: 4066.00		
102.002	 - pilati na: L= 100 mm - shorten to: L= 100 mm	- Četvrtka 7x7 mm (dužina četvrtke L=143 mm) - Oznaka proizvođača GU: 9-26874-81-0-1 - Rectangular drive part of handle (length of pin L=143 mm) - Manufacturer code GU: 9-26874-81-0-1		
431.919		M5x80, DIN 965		
134.004		- Dodatno ključanje-prihvatnik zapinjača - Oznaka proizvođača Stublina: 4010.03 - Eccentric pin guide for additional locking - Manufacturer code Stublina: 4010.03		
134.005		- Dodatno ključanje-zapinjač - Oznaka proizvođača Stublina: 4010.27 - Eccentric pin for additional locking - Manufacturer code Stublina: 4010.27		



OKOV ZA ZAOKRETNI PROZOR - (otvaranje vani) - GU
HARDWARE FOR TURN WINDOW - (outward opening) - GU

Nosivost max. 80 Kg / 130 Kg
Load max. 80 Kg / 130 Kg



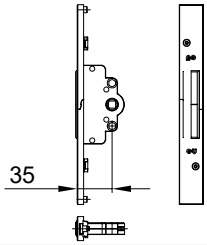
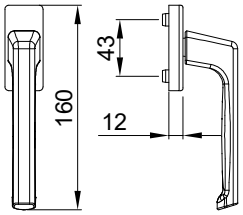
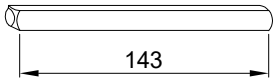
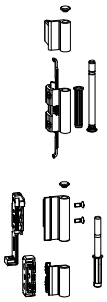
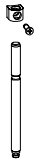
Okov:
Hardware:

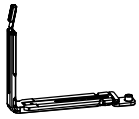
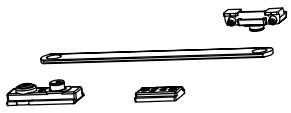
1. pogonski ufrezavaojući mehanizam (za ručku Dirigent-F)
   drive gear (for handle Dirigent-F)
2. ručka Dirigent-F *)
   Handle Dirigent-F
3. četvrtka 7x7 mm (dužina četvrtke L=143 mm)
   square spindle 7x7 mm (spindle length L=143 mm)
4. vijak M5x70 DIN 965
   screw M5x70 DIN 965
5. šarke nosivosti do 80 kg, (Alu Jet 600) *)
   hinges fo weight load up to 80 kg, (Alu Jet 600)
6. zaokretna spojnica (Alu-Jet 600)
   turn-only stay-arm(Alu-Jet 600)
7. dodatni umetak gornje šarke za nosivost do 130kg
   additional upper hinge insert for weight load up to 130kg
8. kutna pogonska spojnica (gornja)
   corner drive bracket (upper)
9. kutna pogonska spojnica (donja) -set
   corner drive bracket (lower) -set
10. zaključavajući element po širini i visini
    locking element in width and height
11. prihvatna pločica ključanja
    locking receiving plate
12. granične škare 250mm (Jet AK)
    boundary shear brake 250mm (Jet AK)
13. dodatno (pasivno) ključanje 14/18
    additional (passive) locking 14/18

klizač
slide profile

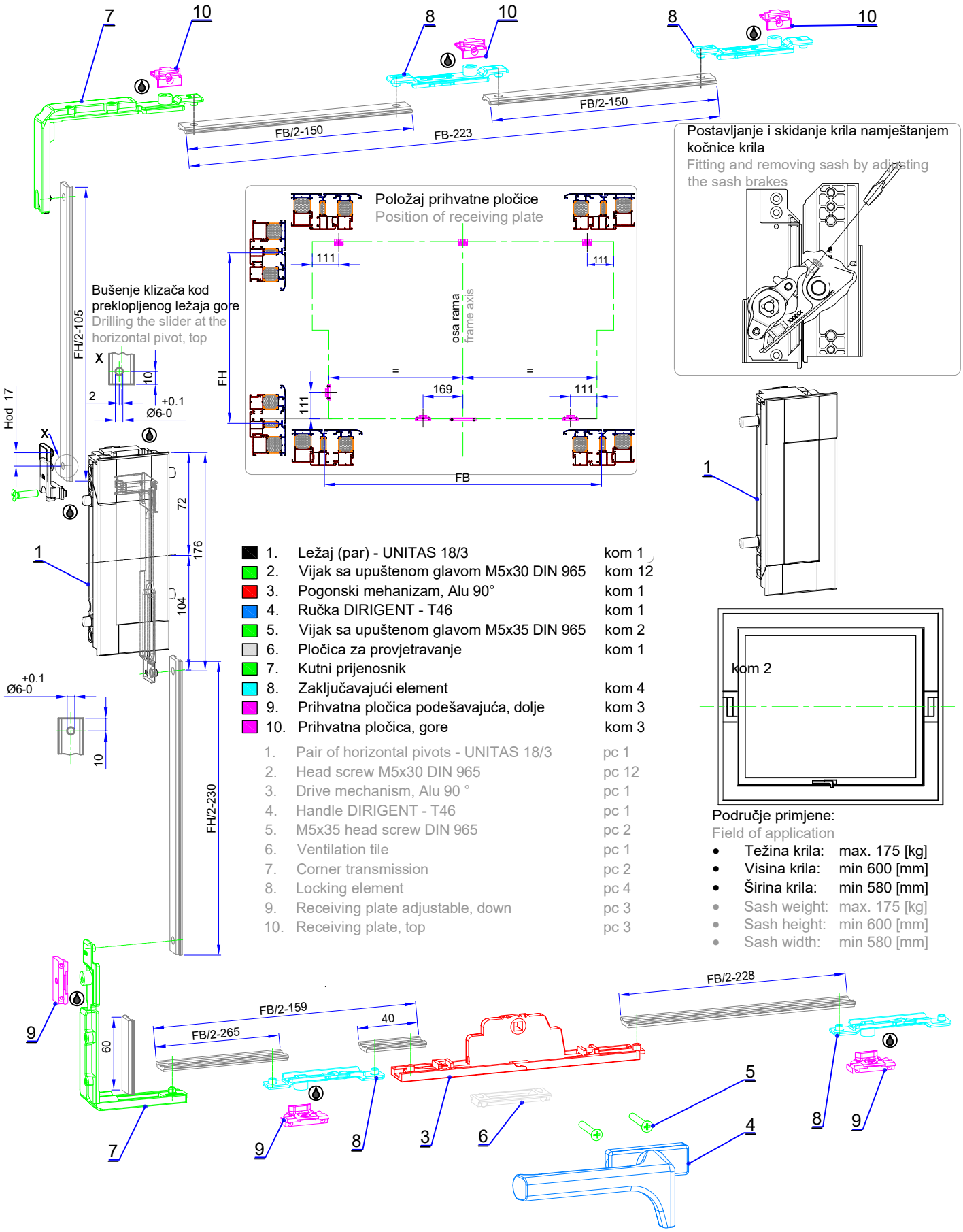
*) boja / color:
- bijela / white
- siva / gray
- crna / black

Napomena /Remark:
Okov se naručuje direktno
preko proizvođača okova -GU
The mechanism is ordered directly
through the hardware manufacturer -GU

Br. No.	Izgled-presjek View-cross section	Opis Description	Materijal Material	Napomena Remark
1.		- Pogonski ufrezavajući mehanizam (35mm) za otvaranje vani (... ručka Dirigent-F) - Oznaka proizvođača GU: 6-25916-35-0-1 - Drive gear for outward opening (35mm) (... handle Dirigent-F) - Manufacturer code GU: 6-25916-35-0-1		
2.		-Ručka Dirigent-F -Oznaka proizvođača GU: 6-28072-00-0- *7 bijela* *11 siva* *6 crna* -Handle Dirigent-F -Manufacturer code GU: 6-28072-00-0- *7 white* *11 gray* *6 black*		
3.	 - pilati na: L= 100 mm - shorten to: L= 100 mm	- Četvrtka 7x7 mm (dužina četvrtke L=143 mm) - Oznaka proizvođača GU: 9-26874-81-0-1 - Square spindle 7x7 mm (spindle length L=143 mm) - Manufacturer code GU: 9-26874-81-0-1		
4.		- Vijak M5x70, DIN 965 - Oznaka proizvođača GU: 9-13255-70-0-1 - Screw M5x70, DIN 965 - Manufacturer code GU: 9-13255-70-0-1		
5.		- Šarke nosivosti do 80 kg, (Alu-Jet 600) - Oznaka proizvođača GU: K-15800-00-0 -*7 bijela* *1 siva* *6 crna* - Hinges for weight load up to 80 kg, (Alu-Jet 600) - Manufacturer code GU: K-15800-00-0- *7 white* *1 gray* *6 black*		
6.		- Zaokretna spojnica (Alu Jet 600) - Oznaka proizvođača GU: 6-31064-12-0-1 - Turn-only stay-arm (Alu Jet 600) - Manufacturer code GU: 6-31064-12-0-1		
7.		- Dodatni umetak gornje šarke za nosivost do 130kg - Oznaka proizvođača GU: K-16595-00-0-x - Additional upper hinge insert for weight load up to 130kg - Manufacturer code GU: K-16595-00-0-x		x- ovisno o boji šarke x- depending on the hinge color
8.		- Kutna pogonska spojnica (gornja); (Alu-Jet 06) - Oznaka proizvođača GU: K-19774-06-0-1 - Corner drive bracket (upper); (Alu-Jet 06) - Manufacturer code GU: K-19774-06-0-1		

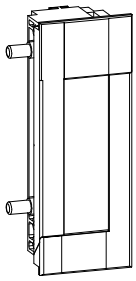
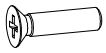
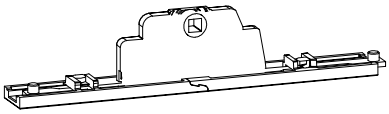
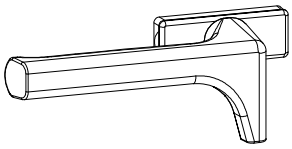
Br. No.	Izgled-presjek View-cross section	Opis Description	Materijal Material	Napomena Remark
9.		- Kutna pogonska spojnica (donja) - Oznaka proizvođača GU: 6-37266-06-0-1 - Insert for corner bracket (lower) - Manufacturer code GU: 6-37266-06-0-1		
		- Umetak za kutnu spojnicu (Alu-Jet 06) - Oznaka proizvođača GU: 6-37258-06-0-1 - Insert for corner bracket - (Alu-Jet 06) - Manufacturer code GU: 6-37258-06-0-1		
		- Podloška za kutnu spojnicu MV za dublji utor - Oznaka proizvođača GU: 9-48466-00-0-1 - MV corner bracket washer for deeper groove - Manufacturer code GU: 9-48466-00-0-1		
		- Umetak za kutnu spojnicu (donja) -(Alu-Jet) - Oznaka proizvođača GU: 6-37272-02-0-1 - Insert for corner bracket (lower) - (Alu-Jet) - Manufacturer code GU: 6-37272-02-0-1		
		- Podizač krila (Alu-Jet), na ramu - Oznaka proizvođača GU: 6-30998-00-0-1 - Sash lifter (Alu-Jet), on frame - Manufacturer code GU: 6-30998-00-0-1		
10.		- Zaključavajući element po širini i visini - Oznaka proizvođača GU: 6-39396-06-0-1 - Locking element in width and height - Manufacturer code GU: 6-39396-06-0-1		
11.		- Prihvatna pločica ključanja (Alu-Jet) - Oznaka proizvođača GU: 6-37261-02-0-1 - Locking receiving plate (Alu-Jet) - Manufacturer code GU: 6-37261-02-0-1		
12.		- Granične škare 250mm (Jet AK) - Oznaka proizvođača GU: K-17138-25-0-1 - Boundary shear brake 250mm (Jet AK) - Manufacturer code GU: K-17138-25-0-1		
13.		- Dodatno pasivno ključanje (14/18) - Oznaka proizvođača GU: G-13529-00-0-1 - Additional (passive) locking (14/18) - Manufacturer code GU: G-13529-00-0-1		

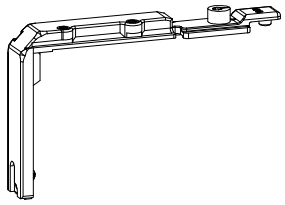
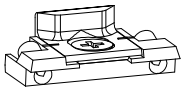
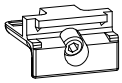
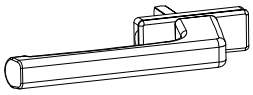
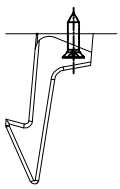
OKOV ZA PROZOR - OTVARANJE OKO SREDNJE VODORAVNE OSE - GU
WINDOW HARDWARE - OPENING AROUND MIDDLE HORIZONTAL AXIS - GU

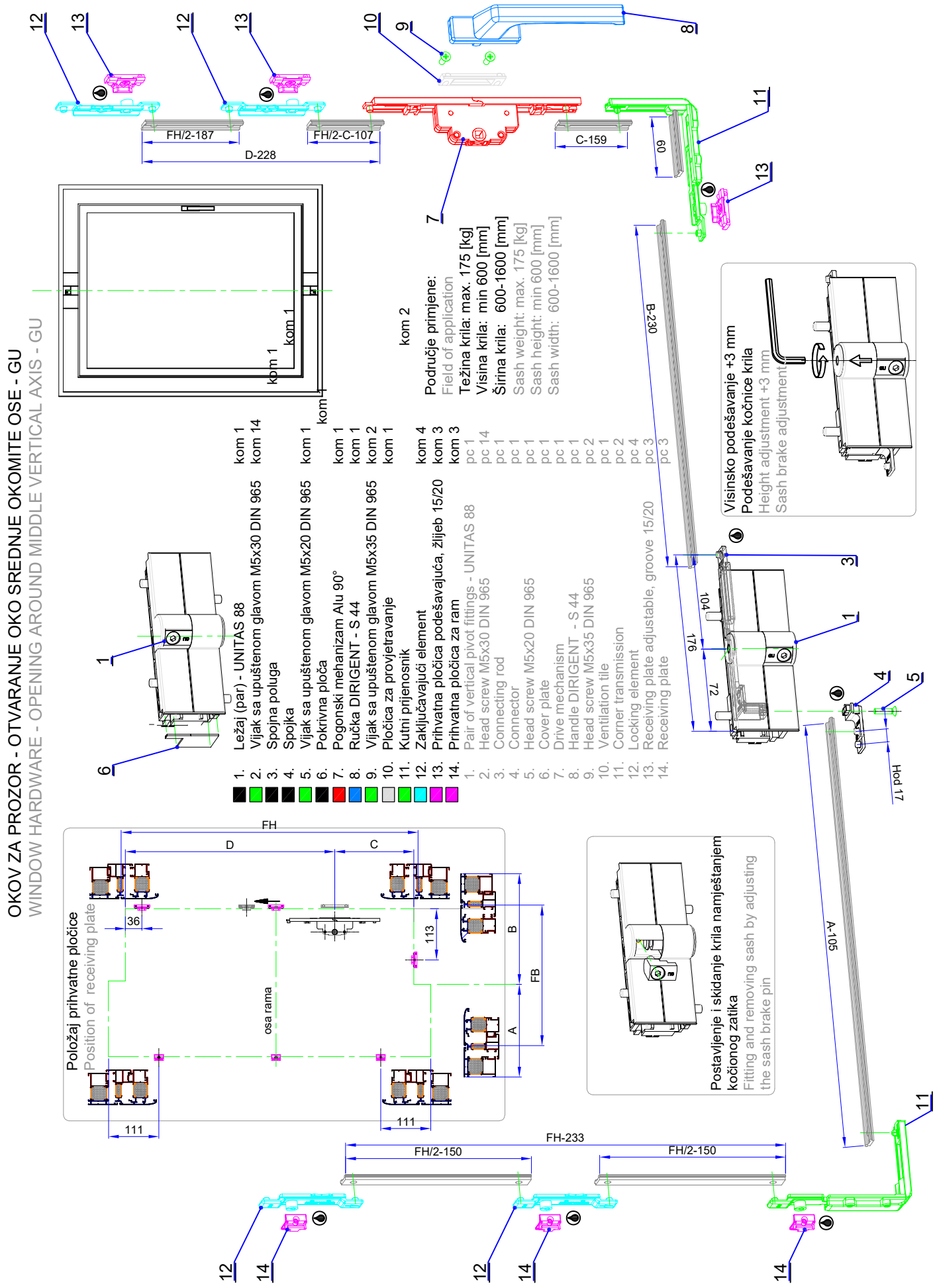


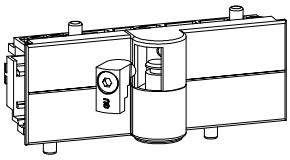
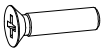
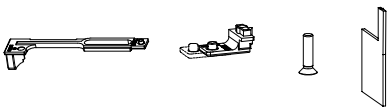
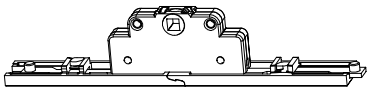
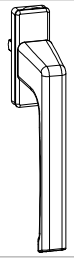
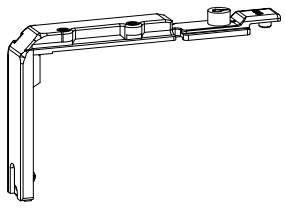
1.	Ležaj (par) - UNITAS 18/3	kom 1
2.	Vijak sa upuštenom glavom M5x30 DIN 965	kom 12
3.	Pogonski mehanizam, Alu 90°	kom 1
4.	Ručka DIRIGENT - T46	kom 1
5.	Vijak sa upuštenom glavom M5x35 DIN 965	kom 2
6.	Pločica za provjetravanje	kom 1
7.	Kutni prijenosnik	
8.	Zaključavajući element	kom 4
9.	Prihvatna pločica podešavajuća, dolje	kom 3
10.	Prihvatna pločica, gore	kom 3

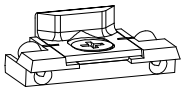
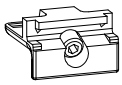
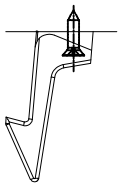
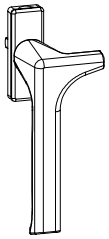
1.	Pair of horizontal pivots - UNITAS 18/3	pc 1
2.	Head screw M5x30 DIN 965	pc 12
3.	Drive mechanism, Alu 90 °	pc 1
4.	Handle DIRIGENT - T46	pc 1
5.	M5x35 head screw DIN 965	pc 2
6.	Ventilation tile	pc 1
7.	Corner transmission	pc 2
8.	Locking element	pc 4
9.	Receiving plate adjustable, down	pc 3
10.	Receiving plate, top	pc 3

Oznaka Code	Izgled-presjek View-cross section	Opis Description	Materijal Material	Napomena Remark
142.036.01 10		-Ležaj (par) - UNITAS 18/3 -Oznaka proizvođača GU: 6-27212-08-P-7 - bijela 6-27212-08-P-1 - EV1 -Boje: 01 - bijela, 10 - EV1 -Pair of horizontal pivots - UNITAS 18/3 -Manufacturer code GU: 6-27212-08-P-7 - white 6-27212-08-P-1 - EV1 -Color: 01 - white, 10 - EV1		
142.037		-Vijak sa upuštenom glavom M5x30 DIN 965 -Oznaka proizvođača GU: 9-13133-30-0 -Screw with countersunk head M5x30 DIN 965 -Manufacturer code GU: 9-13133-30-0		
142.038		-Pogonski mehanizam, Alu 90° -Oznaka proizvođača GU: 6-25948-37-0 -Drive mechanism -Manufacturer code GU: 6-25948-37-0		
142.039.01 10		-Ručka DIRIGENT - T 46 -Oznaka proizvođača GU: 6-29187-30-0-7 - bijela 6-29187-30-0-11 - EV1 -Boje: 01 - bijela, 10 - EV1 -Handle DIRIGENT - T 46 -Manufacturer code GU: 6-29187-30-0-7 - white 6-29187-30-0-11 - EV1 -Color: 01 - white, 10 - EV1		
142.040		-Vijak sa upuštenom glavom M5x35 DIN 965 -Oznaka proizvođača GU: 9-13133-35-0 -Screw with countersunk head M5x35 DIN 965 -Manufacturer code GU: 9-13133-35-0		
142.041		-Pločica za provjetravanje -Oznaka proizvođača GU: 6-25982-00-0 -Ventilation tile -Manufacturer code GU: 6-25982-00-0		

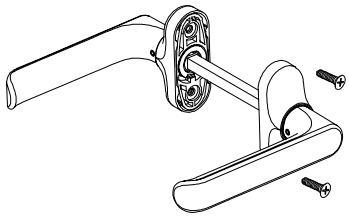
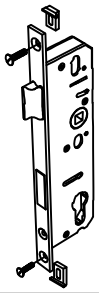
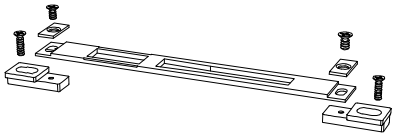
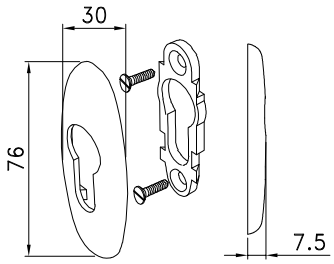
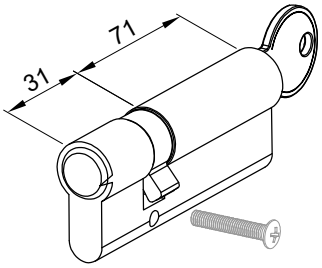
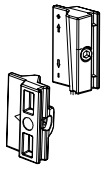
Oznaka Code	Izgled-presjek View-cross section	Opis Description	Materijal Material	Napomena Remark
142.042		-Kutni prijenosnik -Oznaka proizvođača GU: 6-24529-00-0 -Corner transmission -Manufacturer code GU: 6-24529-00-0		
142.043		-Zaključavajući element -Oznaka proizvođača GU: 6-24539-00-0 -Locking element -Manufacturer code GU: 6-24539-00-0		
142.044		-Prihvatna pločica podešavajuća, dolje, žlijeb 15/20 -Oznaka proizvođača GU: 6-28832-00-0 -Receiving plate adjustable, down, groove 15/20 -Manufacturer code GU: 6-28832-00-0		
142.045		-Prihvatna pločica, gore -Oznaka proizvođača GU: 30959-01-0 -Receiving plate, top -Manufacturer code GU: 6-30959-01-0		
142.046.01 10		-Ručka DIRIGENT - S 44 -Oznaka proizvođača GU: 6-29189-30-0-7 - bijela 6-29189-30-0-11 - EV1 -Boje: 01 - bijela, 10 - EV1 -Handle DIRIGENT - S 44 -Manufacturer code GU: 6-29189-30-0-7 - white 6-29189-30-0-11 - EV1 -Color: 01 - white, 10 - EV1		Elementi po izboru Elements of your choice
142.047		-Element za zadržavanje krila u 180° -Oznaka proizvođača GU: 6-20017-00-0 -Sash retaining element 180° -Manufacturer code GU: 6-20017-00-0		Elementi po izboru Elements of your choice
142.048		-Šablon za ležaj UNITAS 18/3 -Oznaka proizvođača GU: 6-27419-00-0 -Drilling template for horizontal pivot UNITAS 18/3 -Manufacturer code GU: 6-27419-00-0		Elementi po izboru Elements of your choice


OKOV ZA PROZOR - OTVARANJE OKO SREDNJE OKOMITE OSE - GU
WINDOW HARDWARE - OPENING AROUND MIDDLE VERTICAL AXIS - GU
FH/2-187
FH/2-C-107
D-228
C-159
60
B-30
kom 1
kom 1
kom 1
kom 2
Područje primjene:
Field of application
Težina krila: max. 175 [kg]
Visina krila: min 600 [mm]
Širina krila: 600-1600 [mm]
Sash weight: max. 175 [kg]
Sash height: min 600 [mm]
Sash width: 600-1600 [mm]
1. Ležaj (par) - UNITAS 88 kom 1
2. Vijak sa upuštenom glavom M5x30 DIN 965 kom 14
3. Spojna poluga kom 1
4. Spojka kom 1
5. Vijak sa upuštenom glavom M5x20 DIN 965 kom 1
6. Pokrivna ploča kom 1
7. Pogonski mehanizam Alu 90° kom 1
8. Ručka DIRIGENT - S 44 kom 1
9. Vijak sa upuštenom glavom M5x35 DIN 965 kom 2
10. Pločica za provjetravanje kom 1
11. Kutni prijenosnik kom 4
12. Zaključavajući element kom 3
13. Prihvatna pločica podešavajuća, žlijeb 15/20 kom 3
14. Prihvatna pločica za ram kom 3
1. Pair of vertical pivot fittings - UNITAS 88 pc 1
2. Head screw M5x30 DIN 965 pc 14
3. Connecting rod pc 1
4. Connector pc 1
5. Head screw M5x20 DIN 965 pc 1
6. Cover plate pc 1
7. Drive mechanism pc 1
8. Handle DIRIGENT - S 44 pc 1
9. Head screw M5x35 DIN 965 pc 2
10. Ventilation tile pc 1
11. Corner transmission pc 2
12. Locking element pc 4
13. Receiving plate adjustable, groove 15/20 pc 3
14. Receiving plate pc 3
Visinsko podešavanje +3 mm
Podešavanje kočnice krila
Height adjustment +3 mm
Sash brake adjustment
104
179
72
Hod 17
A-105
FH
D
C
B
FB
A
36
113
111
111
osa rama
Položaj prihvatne pločice
Position of receiving plate
Postavljenje i skidanje krila namještanjem kočionog zatika
Fitting and removing sash by adjusting the sash brake pin
FH-233
FH/2-150
FH/2-150

Oznaka Code	Izgled-presjek View-cross section	Opis Description	Materijal Material	Napomena Remark
142.049.1 10		-Ležaj (par) - UNITAS 88 -Oznaka proizvođača GU: 6-27337-08-P-7 - bijela 6-27337-08-P-1 - EV1 -Boje: 01 - bijela, 10 - EV1 -Pair of vertical pivot fittings - UNITAS 88 -Manufacturer code GU: 6-27337-08-P-7 - white 6-27337-08-P-1 - EV1 -Color: 01 - white, 10 - EV1		
142.037		-Vijak sa upuštenom glavom M5x30 DIN 965 -Oznaka proizvođača GU: 9-13133-30-0 -Screw with countersunk head M5x30 DIN 965 -Manufacturer code GU: 9-13133-30-0		
142.067		-Set spojne poluge, spojke, vijka i pokrivne ploče -Oznaka proizvođača GU: K-14426-01-9 -Coupling rod, coupling, screw and cover plate set -Manufacturer code GU: K-14426-01-9		
142.038		-Pogonski mehanizam, Alu 90° -Oznaka proizvođača GU: 6-25948-37-0 -Drive mechanism -Manufacturer code GU: 6-25948-37-0		
142.046.01 10		-Ručka DIRIGENT - S 44 -Oznaka proizvođača GU: 6-29189-30-0-7 - bijela 6-29189-30-0-11 - EV1 -Boje: 01 - bijela, 10 - EV1 -Handle DIRIGENT - S 44 -Manufacturer code GU: 6-29189-30-0-7 - white 6-29189-30-0-11 - EV1 -Color: 01 - white, 10 - EV1		
142.040		-Vijak sa upuštenom glavom M5x35 DIN 965 -Oznaka proizvođača GU: 9-13133-35-0 -Screw with countersunk head M5x35 DIN 965 -Manufacturer code GU: 9-13133-35-0		
142.042		-Kutni prijenosnik -Oznaka proizvođača GU: 6-24529-00-0 -Corner transmission -Manufacturer code GU: 6-24529-00-0		

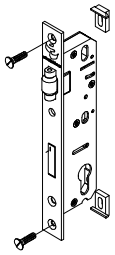
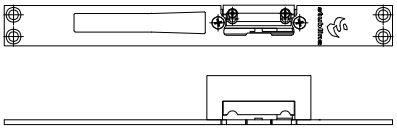
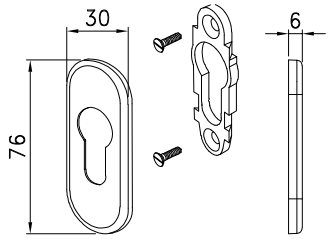
Oznaka Code	Izgled-presjek View-cross section	Opis Description	Materijal Material	Napomena Remark
142.043		-Zaključavajući element -Oznaka proizvođača GU: 6-24539-00-0 -Locking element -Manufacturer code GU: 6-24539-00-0		
142.044		-Prihvatna pločica podešavajuća, dolje, žlijeb 15/20 -Oznaka proizvođača GU: 6-28832-00-0 -Receiving plate adjustable, down, groove 15/20 -Manufacturer code GU: 6-28832-00-0		
142.045		-Prihvatna pločica, gore -Oznaka proizvođača GU: 30959-01-0 -Receiving plate, top -Manufacturer code GU: 6-30959-01-0		
142.047		-Element za zadržavanje krila u 180° -Oznaka proizvođača GU: 6-20017-00-0 -Sash retaining element 180° -Manufacturer code GU: 6-20017-00-0		Elementi po izboru Elements of your choice
142.048		-Šablon za ležaj UNITAS 88 -Oznaka proizvođača GU: 6-27419-00-0 -Drilling template for vertical pivot fittings UNITAS 88 -Manufacturer code GU: 6-27419-00-0		Elementi po izboru Elements of your choice
142.039.01 10		-Ručka DIRIGENT - T 46 -Oznaka proizvođača GU: 6-29187-30-0-7 - bijela 6-29187-30-0-11 - EV1 -Boje: 01 - bijela, 10 - EV1 -Handle DIRIGENT - T 46 -Manufacturer code GU: 6-29187-30-0-7 - white 6-29187-30-0-11 - EV1 -Color: 01 - white, 10 - EV1		Elementi po izboru Elements of your choice
142.041		-Pločica za provjetravanje -Oznaka proizvođača GU: 6-25982-00-0 -Ventilation tile -Manufacturer code GU: 6-25982-00-0		Elementi po izboru Elements of your choice

OKOV ZA JEDNOKRILNA VRATA - (otvaranje unutra i vani)
HARDWARE FOR SINGLE LEAF DOOR - (inward and outward opening)

Oznaka Code	Izgled-presjek View-cross section	Opis Description	Materijal Material	Napomena Remark
104.009.01 **02** **03**		- Ručka za vrata ..... (duljina šipa 8x8 : L=160mm) - Oznaka proizvođača Stublina: 1132.20.310 -bijela 315 -siva 313 -crna - Boje: 01- bijela; 02 - siva;03 - crna - Door handle.....(length of pin 8x8 : L=160mm) - Manufacturer code Stublina: 1132.20.310 -white 315 -gray 313 -black - Color: 01- white; 02 - gray;03 - black	AlSi Zamak	
124.001		- Brava 35 mm s jezičkom - Oznaka proizvođača Stublina: 3022.00 - Lock 35 mm with latchbolt - Manufacturer code Stublina: 3022.00	Inox	
124.003		- Prihvatnik jezička brave (šild) - Oznaka proizvođača Stublina: 3016.00 - Lock latchbolt acceptor (safety panel) - Manufacturer code Stublina: 3016.00	Čelik Zn	
124.032.01 **02** **03**		- Štitnik cilindra za bravu (par) - Oznaka proizvođača Stublina: 1031.04.310 -bijela 315 -siva 313 -crna - Boje: 01- bijela; 02 - siva;03 - crna - Lock cylinder protector (two-sided) - Manufacturer code Stublina: 1031.04.310 -white 315 -gray 313 -black - Color: 01- white; 02 - gray;03 - black	Zn Al	
124.013		- Uložak (cilindar) za bravu 35mm - Oznaka proizvođača Stublina: 5070.00.520 (dužina cilindra 102mm (31+71)) - Lock insert (cylinder) 35mm - Manufacturer code Stublina: 5070.00.520 (cylinder length 102mm (31+71))	Ni	
134.023		-Dodatno (pasivno) ključanje - Oznaka proizvođača Stublina: 4045.00 - Additional (passive) locking - Manufacturer code Stublina: 4045.00		

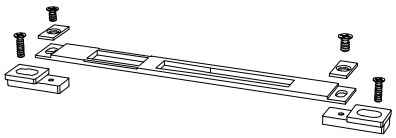
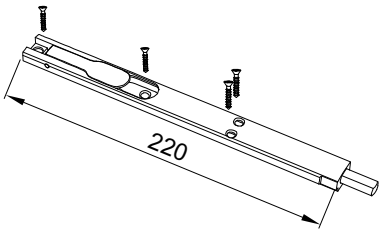
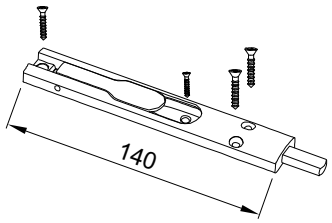
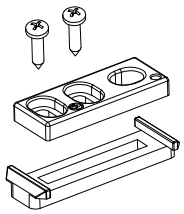
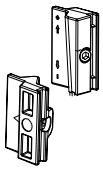
* Šarke za vrata biraju se po želji, ovisno o težini krila (stranice 204.08.003 i 204.08.004)
Door hinges can be chosen as desired, depending on the weight of the leaf (pages 204.08.003.and 204.08.004)

OKOV ZA JEDNOKRILNA VRATA - (otvaranje unutra i vani)
HARDWARE FOR SINGLE LEAF DOOR - (inward and outward opening)

Oznaka Code	Izgled-presjek View-cross section	Opis Description	Materijal Material	Napomena Remark
124.010		- Brava 35 mm s valjkom - Oznaka proizvođača Stublina: 3032.00 - Roller latch lock 35 mm - Manufacturer code Stublina: 3032.00	Inox	
124.043		- Prihvatni lim (ravni) s elektro otvaračem (SES1-008 (U-6-12V AC; I-980 mA; R-8.7Ω)) - Oznaka proizvođača Stublina: 3088.20.133 - Locking plate (flat) with electric door opener (SES1-008 (U-6-12V AC; I-980 mA; R-8.7Ω)) - Manufacturer code Stublina: 3088.20.133	Inox	Za lijeva i desna vrata For left and right door
124.035.01 **02** **03**		- Štitnik cilindra za bravu (par) - Oznaka proizvođača Stublina: 1131.04.310 -bijela 315 -siva 313 -crna - Boje: 01- bijela; 02 - siva;03 - crna - Lock cylinder protector (two-sided) - Manufacturer code Stublina: 1131.04.310 -white 315 -gray 313 -black - Color: 01- white; 02 - gray;03 - black	Zn Čelik	

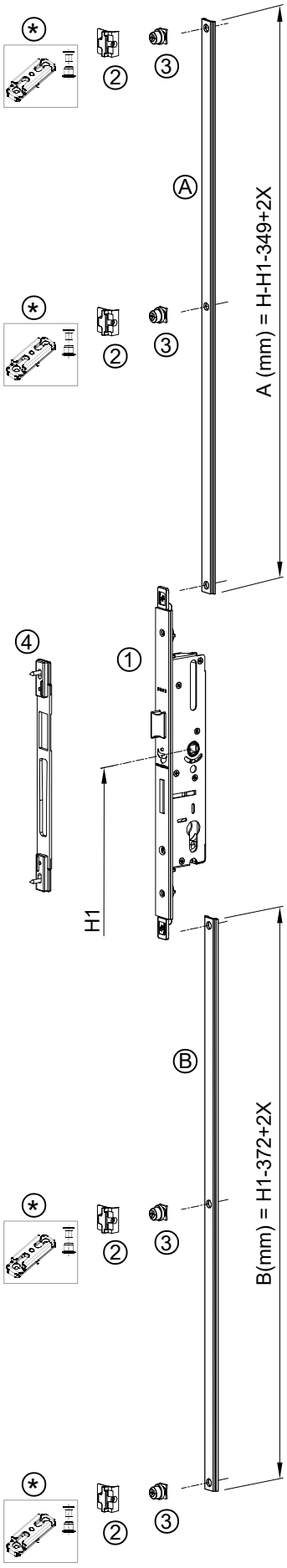
* Šarke za vrata biraju se po želji, ovisno o težini krila (stranice 204.08.003 i 204.08.004)
Door hinges can be chosen as desired, depending on the weight of the leaf (pages 204.08.003.and 204.08.004)

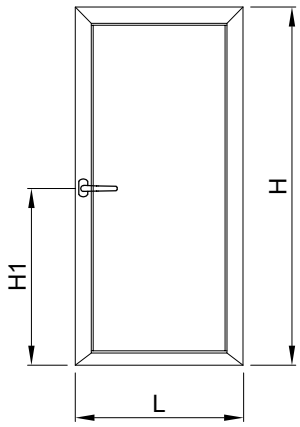
KLJUČANJE POMOĆNOG KRILA KOD DVOKRILNIH VRATA
LOCKING OF AUXILIARY LEAF ON DOUBLE DOOR

Oznaka Code	Izgled-presjek View-cross section	Opis Description	Materijal Material	Napomena Remark
124.003		- Prihvatnik jezička brave (šild) - Oznaka proizvođača Stublina: 3016.00 - Lock latchbolt acceptor (safety panel) - Manufacturer code Stublina: 3016.00	Čelik Zn	
144.003.01 **02** **03**		- Zapinjač-krakun za vrata - Oznaka proizvođača Stublina: 3006.00.310 -bijela 315 -siva 313 -crna - Boje: 01- bijela; 02 - siva;03 - crna - Door latch - Manufacturer code Stublina: 3006.00.310 -white 315 -gray 313 -black - Color: 01- white; 02 - gray;03 - black		
144.000.01 **02** **03**		- Zapinjač-krakun za vrata (kratki) - Oznaka proizvođača Stublina: 3061.00.310 -bijela 315 -siva 313 -crna - Boje: 01- bijela; 02 - siva;03 - crna - Door latch (short) - Manufacturer code Stublina: 3061.00.310 -white 315 -gray 313 -black - Color: 01- white; 02 - gray;03 - black		
124.044		- Prihvatnik zapinjača (krakuna) za vrata - Oznaka proizvođača Stublina: 3012.20 - Latches acceptor for the door - Manufacturer code Stublina: 3012.20	Zn PVC	
134.023		-Dodatno (pasivno) ključanje - Oznaka proizvođača Stublina: 4045.00 - Additional (passive) locking - Manufacturer code Stublina: 4045.00		

* Šarke za vrata biraju se po želji, ovisno o težini krila (stranice 204.08.003 i 204.08.004)
Door hinges can be chosen as desired, depending on the weight of the leaf (pages 204.08.003 and 204.08.004)

BRAVA 35mm ZA KLJUČANJE U VIŠE MJESTA - STUBLINA
LOCK 35mm FOR MULTIPLE LOCKING - STUBLINA





H - visina krila / leaf height
L - širina krila / leaf width
H1- visina brave (osa ručke)
lock height (handle axis)

1) **124.042**
-Brava 35mm za ključanje u više mjesta
-Oznaka proizvođača Stublina: 3147.00
-Lock 35mm for multiple locking
-Manufacturer code Stublina: 3147.00

2) **134.004**
- Dodatno ključanje-prihvatnik zapinjača
- Oznaka proizvođača Stublina: 4010.03
- Additional locking - striker
- Manufacturer code Stublina: 4010.03

3) **134.005**
- Dodatno ključanje-zapinjač
- Oznaka proizvođača Stublina: 4010.27
- Additional locking - adjustable fastening pawl
- Manufacturer code Stublina: 4010.27

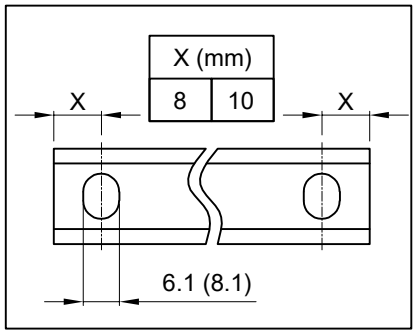
4) **124.003**
- Prihvatnik jezička brave (šild)
- Oznaka proizvođača Stublina: 3016.00
- Lock latchbolt acceptor (safety panel)
- Manufacturer code Stublina: 3016.00

A) **NC-1459**
- profil klizača
- slide profile

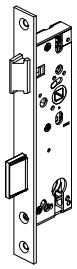
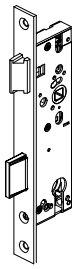
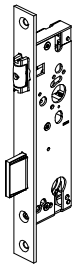
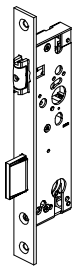
B) **NC-1459**
- profil klizača
- slide profile

***Alternativa za artikle 134.004 i 134.005**

134.040
- Dodatno ključanje - sigurnosni prihvatnik sa zapinjačem
- Oznaka proizvođača Stublina: 4041.00
- Additional locking - anti-burglary acceptor with pawl
- Manufacturer code Stublina: 4041.00


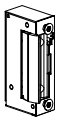
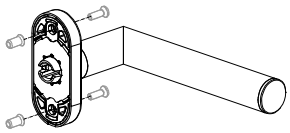
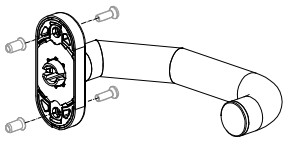
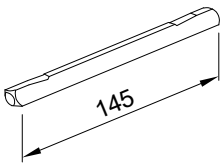
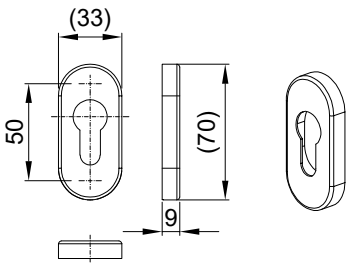


OKOV ZA JEDNOKRILNA VRATA - (otvaranje unutra i vani)
HARDWARE FOR SINGLE LEAF DOOR - (inward and outward opening)

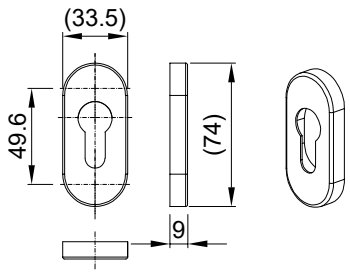
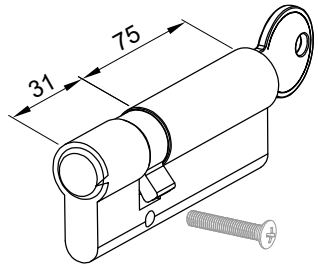
Oznaka Code	Izgled-presjek View-cross section	Opis Description	Materijal Material	Napomena Remark
122.073		- Brava (kratka) 35 mm s jezičkom - ravna potisna ploča - Oznaka proizvođača GU-BKS: B 1314 0013 (čelik) B 1314 0003 (inox) - Lock 35 mm with latchbolt - flat faceplate - Manufacturer code GU-BKS: B 1314 0013 (steel) B 1314 0003 (inox)	Čelik Steel	
122.124*			Inox	
122.074		- Brava (kratka) 45 mm s jezičkom - ravna potisna ploča - Oznaka proizvođača GU-BKS: B 1314 0015 (čelik) B 1314 0005 (inox) - Lock 45 mm with latchbolt - flat faceplate - Manufacturer code GU-BKS: B 1314 0015 (steel) B 1314 0005 (inox)	Čelik Steel	
122.125*			Inox	
122.075		- Brava (kratka) 35 mm s valjkom - ravna potisna ploča - Oznaka proizvođača GU-BKS: B 1315 0013 (čelik) B 1315 0003 (inox) - Roller latch lock 35 mm - flat faceplate - Manufacturer code GU-BKS: B 1315 0013 (steel) B 1315 0003 (inox)	Čelik Steel	
122.126*			Inox	
122.076		- Brava (kratka) 45 mm s valjkom - ravna potisna ploča - Oznaka proizvođača GU-BKS: B 1315 0015 (čelik) B 1315 0005 (inox) - Roller latch lock 45 mm - flat faceplate - Manufacturer code GU-BKS: B 1315 0015 (steel) B 1315 0005 (inox)	Čelik Steel	
122.127*			Inox	
122.054		- Prihvatni lim (ravni) 22x3mm - Lijevi - Oznaka proizvođača GU: 6-39257-01-L-8 - Striking plate (flat) 22x3mm - Left - Manufacturer code GU: 6-39257-01-L-8	Inox	
122.079		- Prihvatni lim (ravni) 22x3mm - Desni - Oznaka proizvođača GU: 6-39257-01-R-8 - Striking plate (flat) 22x3mm - Right - Manufacturer code GU: 6-39257-01-R-8		
122.030		- Kućište zasuna brave (62mm) - Oznaka proizvođača GU: 9-48553-03-0-6 (Element po želji) - Latch bolt casement (62mm). - Manufacturer code GU: 9-48553-03-0-6 (Optional part)	Pvc	

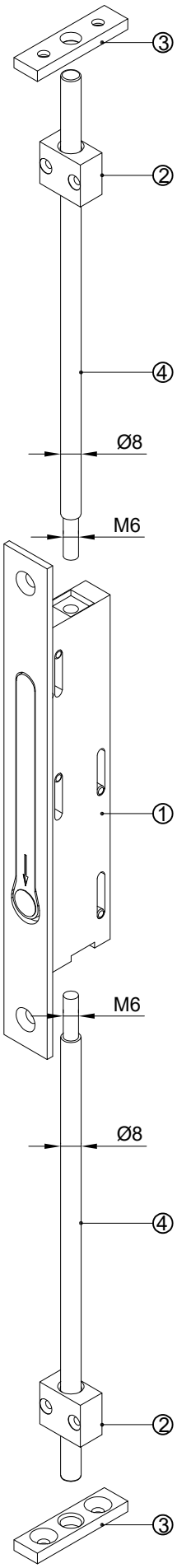
*Preporučuje se korištenje u uvjetima gdje je potrebna visoka antikorozivna zaštita
*Recommended for use in conditions where high corrosion protection is required

OKOV ZA JEDNOKRILNA VRATA - (otvaranje unutra i vani)
HARDWARE FOR SINGLE LEAF DOOR - (inward and outward opening)

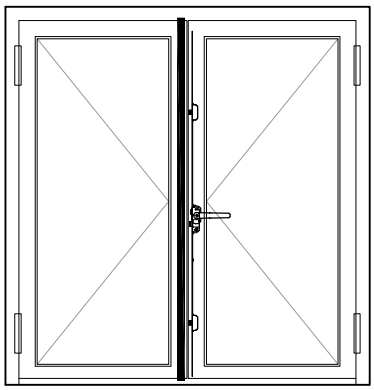
Oznaka Code	Izgled-presjek View-cross section	Opis Description	Materijal Material	Napomena Remark
122.042		- Prihvatni dio za valjek - Oznaka proizvođača GU: K-15597-01-0-6 - Receiving part for the roller - Manufacturer code GU: K-15597-01-0-6	Al Pvc	
122.055		- Elektro otvarač vrata GU ET8 standardni, bez klizača za jezičak, opruga 60N - Oznaka proizvođača GU: 6-38473-02-0-1 (Elektro otvarač se koristi po želji) - Electrical door opener GU ET8 standard, without latch slide cover, latch spring 60N - Manufacturer code GU: 6-38473-02-0-1 (Electrical door opener is optional)		
102.028		- Ručka za vrata s ovalnom rozetom serije BELCANTO H2.0 (s prihvatom četvrtke 8x8 mm) - jednostrano ručka - Oznaka proizvođača GU-BKS: B-70130-63-0-8 - Završna obrada: Inox - Door handle with oval rosette serie BELCANTO H2.0 (for spindle 8x8mm) - half lever set - Manufacturer code GU-BKS: B-70130-63-0-8 - Finish: stainless steel		Naručuje se po komadu It is ordered per piece
102.029		- Ručka za vrata s ovalnom rozetom serije RONDO H1.1 (s prihvatom četvrtke 8x8 mm) - jednostrano ručka - Oznaka proizvođača GU-BKS: B-70130-61-0-8 - Završna obrada: Inox - Door handle with oval rosette serie RONDO H1.1 (for spindle 8x8 mm) - half lever set - Manufacturer code GU-BKS: B-70130-61-0-8 - Finish: stainless steel		Naručuje se po komadu It is ordered per piece
102.025		- Četvrtka 8x8 mm - Oznaka proizvođača GU-BKS: B-78400-0O-0-1 (dužina četvrtke L=145 mm) - Square spindle 8x8 mm - Manufacturer code GU-BKS: B-78400-0O-0-1 (spindle length L=145 mm)		
122.098		- Ovalna rozeta za zaštitu cilindra serije BELCANTO - Oznaka proizvođača GU-BKS: B-72730-00-0-8 - Završna obrada: Inox - Oval rosette for cylinder protection BELCANTO series - Manufacturer code GU-BKS: B-72730-00-0-8 - Finish: stainless steel		Naručuje se po komadu It is ordered per piece

OKOV ZA JEDNOKRILNA VRATA - (otvaranje unutra i vani)
HARDWARE FOR SINGLE LEAF DOOR - (inward and outward opening)

Oznaka Code	Izgled-presjek View-cross section	Opis Description	Materijal Material	Napomena Remark
122.097		- Ovalna sigurnosna rozeta za zaštitu cilindra - Oznaka proizvođača GU-BKS: B-78820-0R-0-8 - Završna obrada: Inox - Oval security rosette for cylinder protection - Manufacturer code GU-BKS: B-78820-0R-0-8 - Finish: stainless steel		Naručuje se po komadu It is ordered per piece
122.093		- Uložak (cilindar) serije 88 - Oznaka proizvođača GU-BKS: B 8800 0503 (dužina cilindra 31+75 mm) - Lock insert (cylinder) series 88 - Manufacturer code GU-BKS: B 8800 0503 (cylinder length 31+75 mm)	Ni	



KLJUČANJE POMOĆNOG KRILA KOD DVOKRILNIH VRATA
LOCKING OF AUXILIARY LEAF ON DOUBLE DOOR



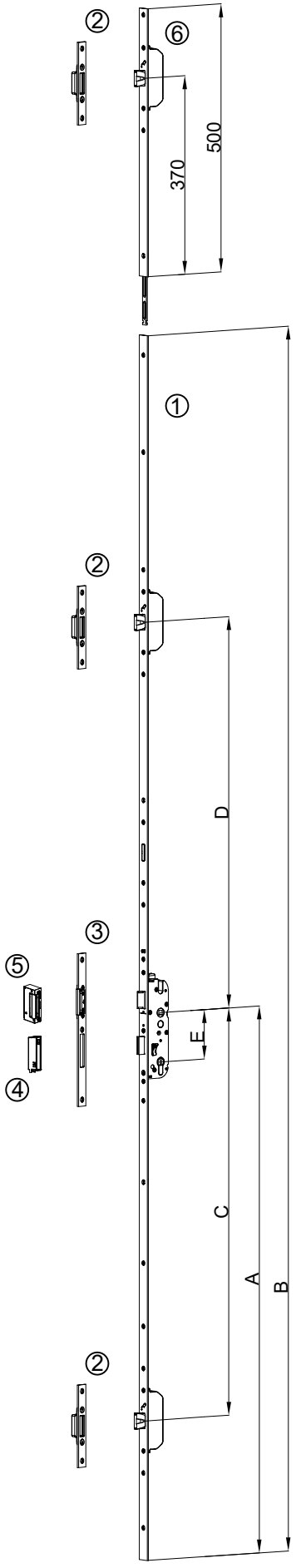
1) **122.057**
-Bravica za ključanje pomoćnog krila u ramu i pragu
-oznaka proizvođača GU-BKS: B 1899 0201
-Lock for the auxilary leaf in the frame and threshold
-manufacturer code GU-BKS: B 1899 0201


2) **521.312**
-Usmjerivač osovinice Ø8
-Shaft positioner Ø8

3) **521.314**
-Pločica u ramu i pragu za ključanje pomoćnog krila (za osovinu Ø8 mm)
-Insert plate in the frame and threshold for the locking of auxilary leaf (for shaft Ø8 mm)

4) **521.315**
-Osovinica Ø8 mm; L=2000 mm
-Shaft Ø8 mm; L=2000 mm

SIGURNOSNA BRAVA 35 mm i 45 mm S TRI MJESTA KLJUČANJA - GU SECURY (MR2)
SAFETY LOCK 35 mm and 45 mm WITH 3 LOCKING POINTS - GU SECURY (MR2)





Okov za visine krila 1898-2414 mm
Hardware for leaf heights 1898-2414 mm

1) Brava GU Secury s masivnim zasunima (MR2)
Multipoint lock with massive bolts GU Secury (MR2)

	Oznaka FEAL Code FEAL	Dubina Depth	Potisna ploča Push plate	Visina ručke (A) Handle height (A)	Rastojanje (E) Distance (E)	Četvrtka Quarter	Visina brave (B) Lock height (B)	(C)	(D)	Oznaka proizvođača Manufacturer code
čelik (steel)	**122.052**	35	▯24x2.5	1020	92	□8	2285	760	730	6-31542-14-0-1
inox	**122.110***									6-31542-14-0-8
čelik (steel)	**122.070**	45	▯24x2.5	1020	92	□8	2285	760	730	6-31531-14-0-1
inox	**122.111***									6-31531-14-0-8

2) **122.053**
Prihvatna pločica (ravna) 22x3/NL11
- oznaka proizvođača GU: 6-40059-02-0-8
Striking plate (flat) 22x3/NL11
- manufacturer code GU: 6-40059-02-0-8

3) **122.054** (lijevi/left) ; **122.079** (desni/right)
Prihvatni lim (ravni) 22x3/NL11,
- oznaka proizvođača GU: 6-39257-01-L-8 (lijevi); 6-39257-01-R-8 (desni)
Striking plate (flat) 22x3/NL11,
- manufacturer code GU: 6-39257-01-L-8 (left); 6-39257-01-R-8 (right)

4) **122.030**
Kućište zasuna brave (62 mm)
- oznaka proizvođača GU: 9-48553-03-0-6.....(Element po želji)
Latch bolt casement (62 mm).
- manufacturer code GU: 9-48553-03-0-6.....(Optional part)

5) **122.055**
Elektro otvarač vrata GU ET8 standardni, bez klizača za jezičak, opruga 60N
- oznaka proizvođača GU: 6-38473-02-0-1.....(Elektro otvarač se koristi po želji)
Electrical door opener GU ET8 standard,without latch slide cover, latch spring 60N
- manufacturer code GU: 6-38473-02-0-1.....(Electrical door opener is optional)

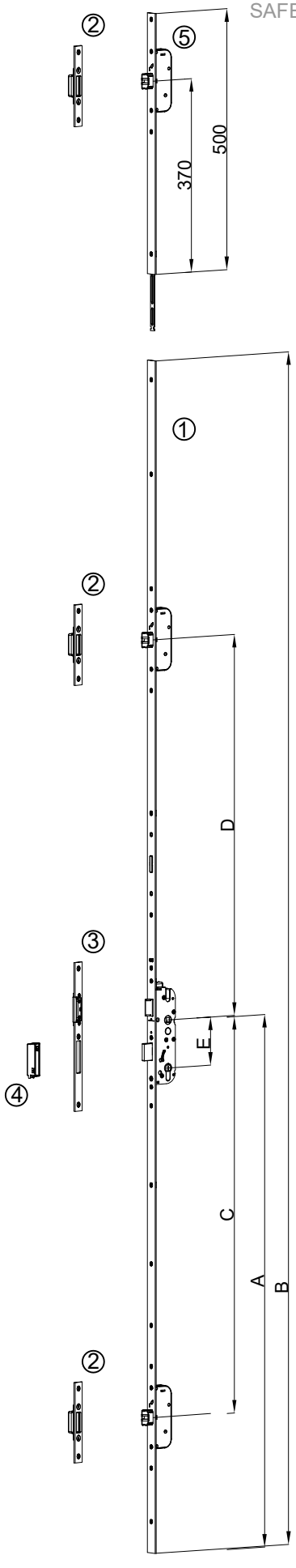
Dodatni okov za visine krila 2415-2800 mm
Additional hardware for leaf heights 2415-2800 mm


6) **122.077 (čelik/steel); 122.118*(inox)**
Secury produžetak brave MR2/24x3/500 mm (Element po želji)
(dodatno gornje ključanje za visine krila 2415-2800 mm)
- oznaka proizvođača GU: 6-37395-12-0-1 (čelik)
6-37395-12-0-8 (inox)
Secury lock extension MR2/24x3/500 mm (Optional part)
(additional upper lock for leaf heights 2415-2800 mm)
- manufacturer code GU: 6-37395-12-0-1 (steel)
6-37395-12-0-8 (inox)

2) **122.053**
Prihvatna pločica (ravna) 22x3/NL11
- oznaka proizvođača GU: 6-40059-02-0-8
Striking plate (flat) 22x3/NL11
- manufacturer code GU: 6-40059-02-0-8

* Preporučuje se korištenje u uvjetima gdje je potrebna visoka antikorozivna zaštita
* Recommended for use in conditions where high corrosion protection is required

SIGURNOSNA BRAVA 35mm i 45mm S TRI MJESTA KLJUČANJA - GU SECURY (SECA)
SAFETY LOCK 35mm and 45 mm WITH 3 LOCKING POINTS - GU SECURY (SECA)





Okov za visine krila 1898-2414 mm
Hardware for leaf heights 1898-2414 mm

1) Brava GU Secury s automatskim zasunima (SECA)
Multipoint lock with automatic bolts GU Secury (SECA)

	Oznaka FEAL Code FEAL	Dubina Depth	Potisna ploča Push plate	Visina ručke (A) Handle height (A)	Rastojanje (E) Distance (E)	Četvrtka Quarter	Visina brave (B) Lock height (B)	(C)	(D)	Oznaka proizvođača Manufacturer code
čelik (steel)	**122.071**	35	▯24x2.5	1020	92	□8	2285	760	730	6-28479-31-0-1
inox	**122.112***									6-28479-31-0-8
čelik (steel)	**122.072**	45	▯24x2.5	1020	92	□8	2285	760	730	6-28483-31-0-1
inox	**122.113***									6-28483-31-0-8

2) **122.053**
Prihvatna pločica (ravna) 22x3/NL11
- oznaka proizvođača GU: 6-40059-02-0-8
Striking plate (flat) 22x3/NL11
- manufacturer code GU: 6-40059-02-0-8

3) **122.054** (lijevi/left) ; **122.079** (desni/right)
Prihvatni lim (ravni) 22x3/NL11,
- oznaka proizvođača GU: 6-39257-01-L-8 (lijevi); 6-39257-01-R-8 (desni)
Striking plate (flat) 22x3/NL11,
- manufacturer code GU: 6-39257-01-L-8 (left); 6-39257-01-R-8 (right)

4) **122.030**
Kućište zasuna brave (62 mm)
- oznaka proizvođača GU: 9-48553-03-0-6.....(Element po želji)
Latch bolt casement (62 mm).
- manufacturer code GU: 9-48553-03-0-6.....(Optional part)

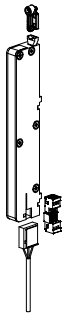
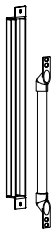

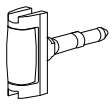
Dodatni okov za visine krila 2415-2800 mm
Additional hardware for leaf heights 2415-2800 mm

5) **122.078 (čelik/steel); 122.119* (inox)**
Secury produžetak brave SECA/24x3/500 mm (Element po želji)
(dodatno gornje ključanje za visine krila 2415-2800 mm)
- oznaka proizvođača GU: 6-37394-12-0-1 (čelik)
6-37394-12-0-8 (inox)
Secury lock extension SECA/24x3/500 mm (Optional part)
(additional upper lock for leaf heights 2415-2800 mm)
- manufacturer code GU: 6-37394-12-0-1 (steel)
6-37394-12-0-8 (inox)

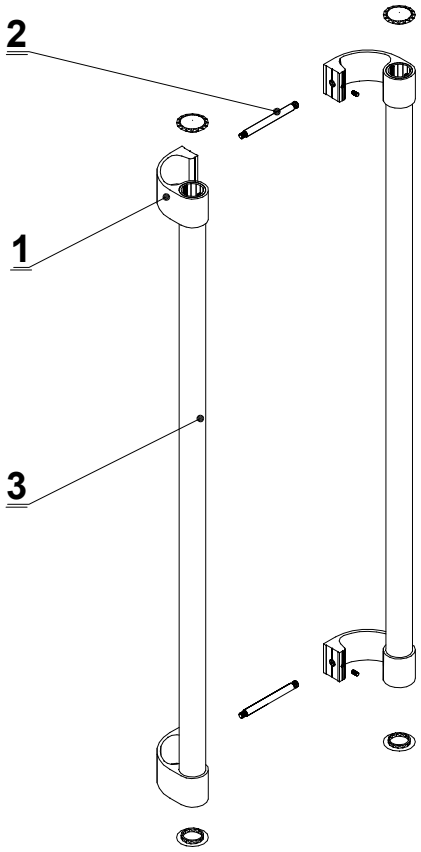
2) **122.053**
Prihvatna pločica (ravna) 22x3/NL11
- oznaka proizvođača GU: 6-40059-02-0-8
Striking plate (flat) 22x3/NL11
- manufacturer code GU: 6-40059-02-0-8

* Preporučuje se korištenje u uvjetima gdje je potrebna visoka antikorozivna zaštita
* Recommended for use in conditions where high corrosion protection is required

DODACI ZA SIGURNOSNE BRAVE 35 mm I 45 mm S TRI MJESTA KLJUČANJA - GU SECURY (MR2) I (SECA)
ACCESSORIES FOR SAFETY LOCKS 35 mm AND 45 mm WITH 3 LOCKING POINTS - GU SECURY MR2 AND SECA

Oznaka Code	Izgled-presjek View-cross section	Opis Description	Materijal Material	Napomena Remark
142.056		- Set Secury A-offner Elektro motor (motorno otvaranje brave SECA) - Oznaka proizvođača GU: K-18153-01-0-0 - Set Secury A-offner electromotor (motorized opening for the SECA lock) - Manufacturer code GU: K-18153-01-0-0		
142.057		- Zaštita kabla 24x260x17 Ø10 do 100° otvaranje - Oznaka proizvođača GU: 6-29854-00-0-0 - Concealed cable duct 24x260x17 Ø10 up to 100° opening - Manufacturer code GU: 6-29854-00-0-0		
122.042		- Prihvatni dio za valjak (za bravu MR2) - Oznaka proizvođača GU: K-15597-01-0-6 - Receiving part for the roller (for lock MR2) - Manufacturer code GU: K-15597-01-0-6	Al Pvc	
122.040 **122.041**		- Valjak za bravu 35 mm (MR2) - Oznaka proizvođača GU: 6-36144-35-0-1 A - Roller for lock 35 mm (MR2) - Manufacturer code GU: 6-36144-35-0-1 A - Valjak za bravu 45 mm (MR2) - Oznaka proizvođača GU: B 36144-45-0-1 A - Roller for lock 45 mm (MR2) - Manufacturer code GU: B 36144-45-0-1 A		

RUKOHVAT ZA VRATA (OBOSTRANO)
DOOR PULL HANDLE (BOTH SIDES)



1. Art. **100.019**..... kom 1
   Artikal sadržava:
   -nosač rukohvata, vanjski art.391.182 kom 2
   -nosač rukohvata, unutarnji art.391.181 kom 2
   -čep za profil rukohvata art. 375.075 kom 4
   -vijak imbus M6x10 DIN 914 art.431.342 kom 2
   -vijak imbus M5x4 DIN 913 art.431.805 kom 4

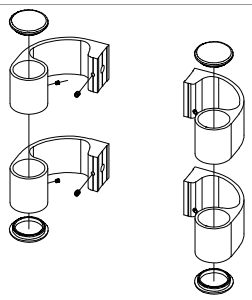
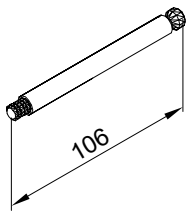
2. Art. **391.178**
   -inox osovina (L=106 mm)..... kom 2

3. Profil rukohvata vrata **F-0829**..... kom 2
   Profil F-0829 se pila na mjeru - prema zahtjevu kupca a isporučuje se u standardnoj mjeri - 6500 mm

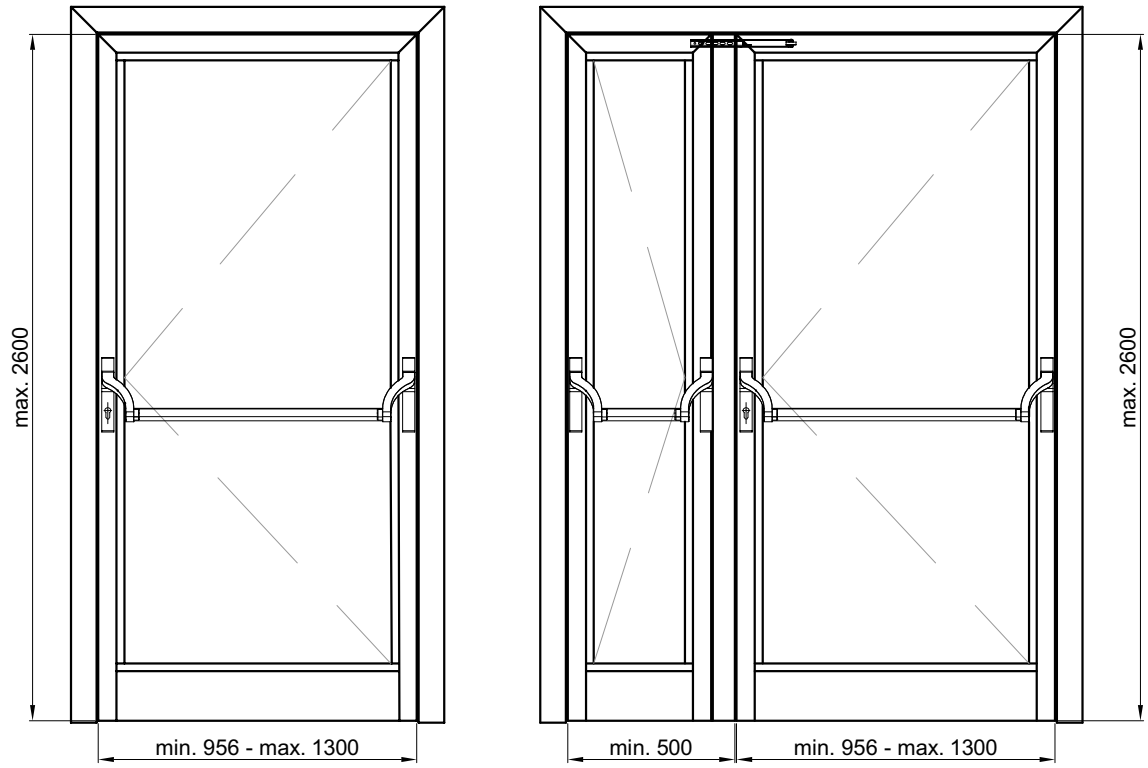
1. Art. **100.019**..... pcs 1
   Elements of products:
   -handrail carrier, outside art.391.182 pcs 2
   -handrail carrier, inside art.391.181 pcs 2
   -plug for profile of handrail art. 375.075 pcs 4
   -screw M6x10 DIN 914 art.431.342 pcs 2
   -screw M5x4 DIN 913 art.431.805 pcs 4

2. Art. **391.178**
   inox shaft (L=106 mm)..... pcs 2

3. Handrail profile of door **F-0829** ..... pcs 2
   The profile OF-0829 is cutted at dimension- according to request of customer and delivering in standard dimension-6500 mm

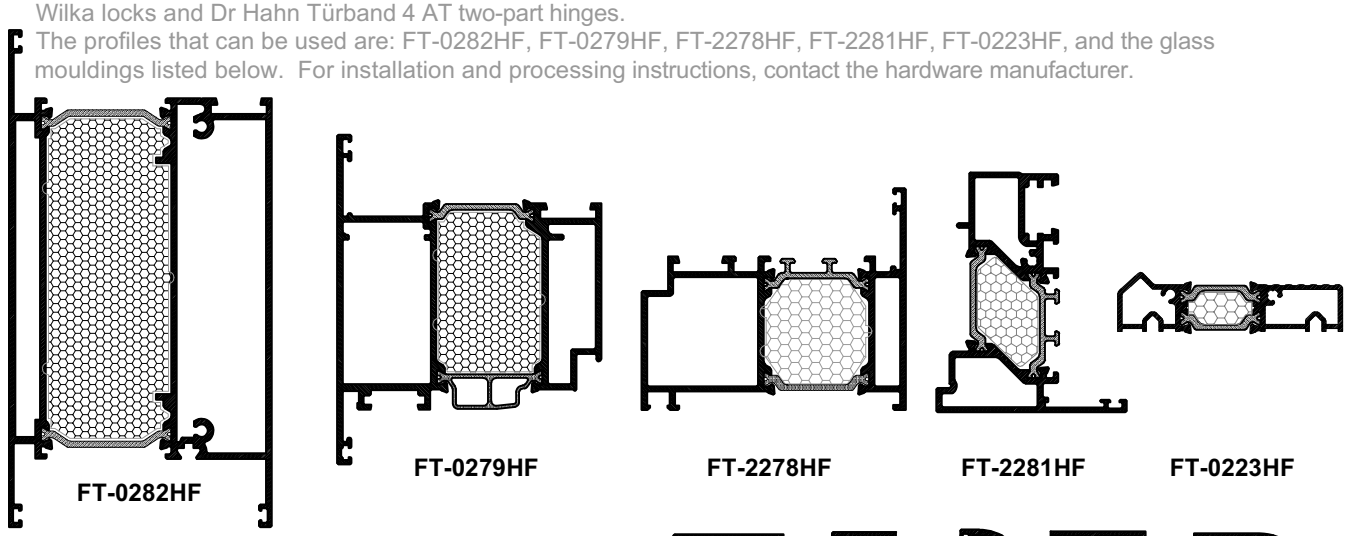
Oznaka Code	Izgled-presjek View-cross section	Opis Description	Materijal Material	Napomena Remark
100.019 01 02 03		- Nosač rukohvata F-0829 - Boje: 01- bijela; 02 - siva;03 - crna - Carrier handrail F-0829 - Color: 01- white; 02 - gray;03 - black		
391.178		- Inox osovina (L=106 mm) - Inox shaft (L=106 mm)	Inox Inox	

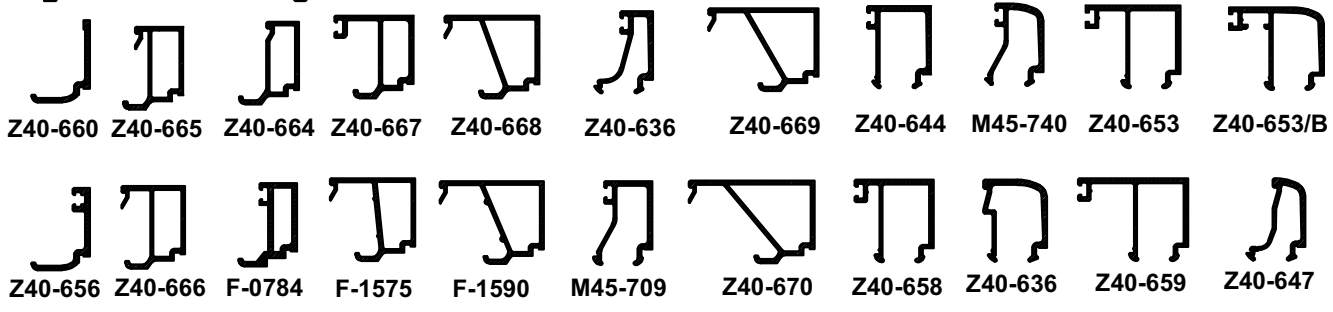
VRATA NA EVAKUACIJSKIM PUTEVIMA
DOORS ON EVACUATION ROUTES



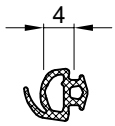
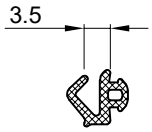
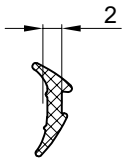
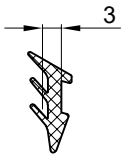
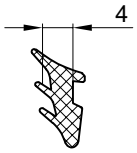
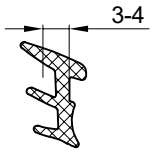
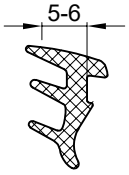
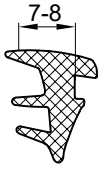
Sistem **Termo 85** posjeduje klasifikacijski izvještaj za vrata na evakuacijskim putevima od instituta ift Rosenheim (22-003716-PR05).
Na vrata za ovakvu namjenu kada se traži navedeni izvještaj je moguće koristiti GU-BKS i Wilka brave i Dr Hahn Türband 4 AT dvodijelne šarke.
Profili koji se mogu koristiti su: FT-0282HF, FT-0279HF, FT-2278HF, FT-2281HF, FT-0223HF i lajsne za staklo koje su navedene ispod.
Za dobivanje uputa za montažu i obradu kontaktirati proizvođača okova.

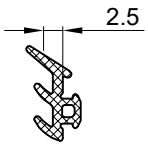
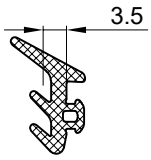
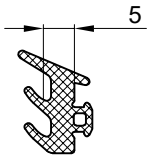
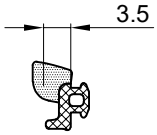
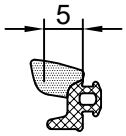
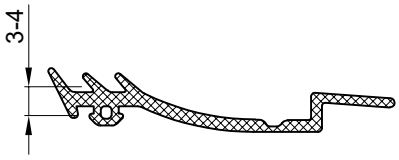
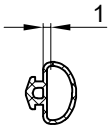
The Termo 85 system has a classification report for doors on evacuation routes from the ift Rosenheim institute (22-003716-PR05).
For doors intended for this purpose, when the mentioned report is required, it is possible to use GU-BKS and Wilka locks and Dr Hahn Türband 4 AT two-part hinges.
The profiles that can be used are: FT-0282HF, FT-0279HF, FT-2278HF, FT-2281HF, FT-0223HF, and the glass mouldings listed below. For installation and processing instructions, contact the hardware manufacturer.

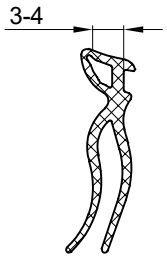
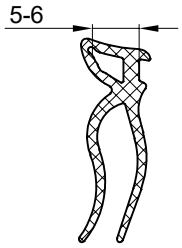
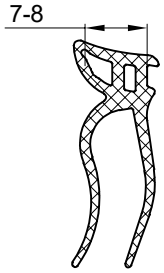
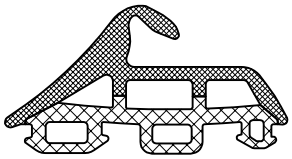
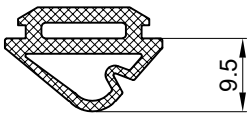
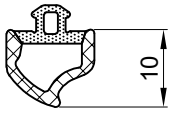


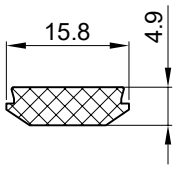
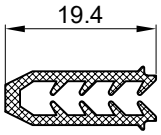
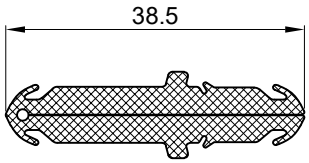
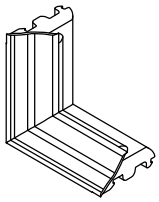
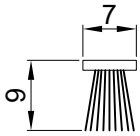
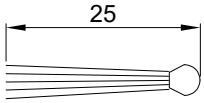


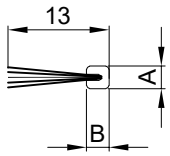
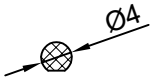
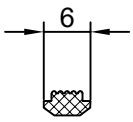
Brtvila
Gaskets

Oznaka Code	Izgled-presjek View-cross section	Opis Description	Materijal Material	Napomena Remark
328.001		- Brtva u profilu krila i rama - Gasket in sash and frame profile	EPDM	60 ShA
328.006		- Brtva u profilu krila i rama - Gasket in sash and frame profile	EPDM	60 ShA
318.014		-Brtva prema staklu, unutarnja -Gasket to the glass, interior	EPDM	70 ShA
318.001		-Brtva prema staklu, unutarnja -Gasket to the glass, interior	EPDM	70 ShA
318.002		-Brtva prema staklu, unutarnja -Gasket to the glass, interior	EPDM	70 ShA
318.015		-Brtva prema staklu, unutarnja -Gasket to the glass, interior	EPDM	70 ShA
318.016		-Brtva prema staklu, unutarnja -Gasket to the glass, interior	EPDM	70 ShA
318.017		-Brtva prema staklu, unutarnja -Gasket to the glass, interior	EPDM	70 ShA


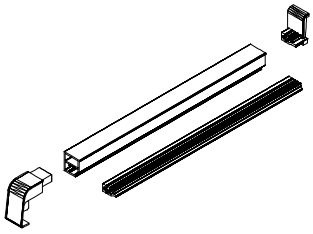

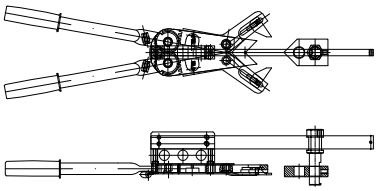
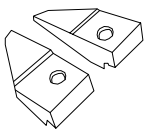
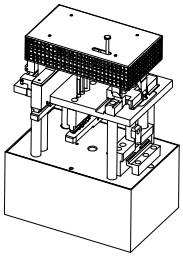
Oznaka Code	Izgled-presjek View-cross section	Opis Description	Materijal Material	Napomena Remark
328.007		-Brtva prema staklu, vanjska -Gasket to the glass, exterior	EPDM	
328.002		-Brtva prema staklu, vanjska -Gasket to the glass, exterior	EPDM	60 ShA
328.003		-Brtva prema staklu, vanjska -Gasket to the glass, exterior	EPDM	60 ShA
328.202		-Brtva prema staklu, vanjska -Gasket to the glass, exterior	EPDM i spužvasti EPDM EPDM and foam EPDM	60 ShA 0.6 g/cm3
328.203		-Brtva prema staklu, vanjska -Gasket to the glass, exterior	EPDM i spužvasti EPDM EPDM and foam EPDM	60 ShA 0.6 g/cm3
328.004		-Brtva prema staklu, vanjska -Gasket to the glass, exterior	EPDM	60 ShA
314.001		-Brtva u profilu rama (Stara oznaka Z-10) - Gasket in frame profile	TPE	65 ShA

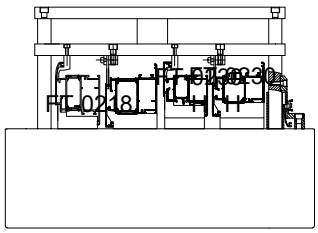
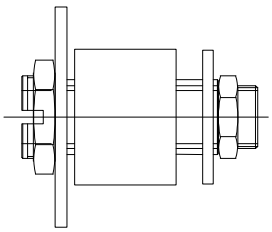
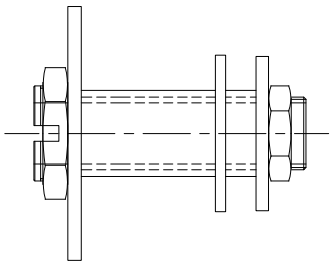
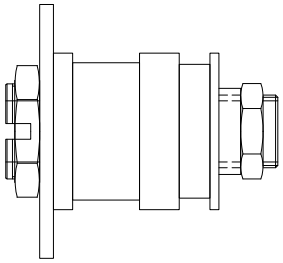
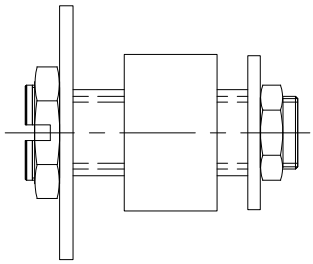
Oznaka Code	Izgled-presjek View-cross section	Opis Description	Materijal Material	Napomena Remark
311.003		-Brtva prema staklu, unutarnja -Gasket towards glass, interior	EPDM	65 ShA
311.004		-Brtva prema staklu, unutarnja -Gasket towards glass, interior	EPDM	65 ShA
311.005		-Brtva prema staklu, unutarnja -Gasket towards glass, interior	EPDM	65 ShA
338.050		-Centralna brtva -Central gasket	EPDM + spužvasti EPDM EPDM + foam EPDM	70 ShA 0.9 g/cm3
344.071		-Brtva prema profilu pragu -Gasket towards the threshold profile	TPE	70 ShA
348.088		-Brtva prema profilu pragu -Gasket towards the threshold profile	EPDM i spužvasti EPDM EPDM and foam EPDM	70 ShA 0.9 g/cm3

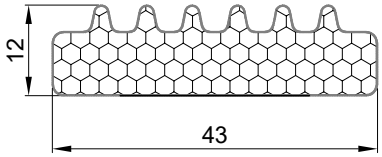
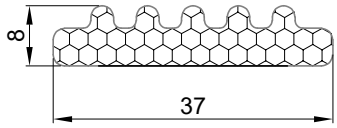
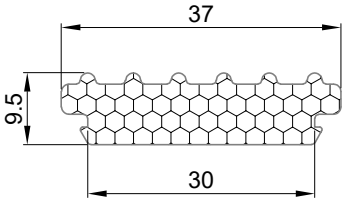
Oznaka Code	Izgled-presjek View-cross section	Opis Description	Materijal Material	Napomena Remark
344.058		- Brtva u profilu praga - Gasket in threshold profile	TPE	65 ShA
344.087		-Brtva za dilataciju -Gasket for dilation	TPE	71 ShA
344.011		-Brtva za vezu-dilatacija profila FT-0226 H (Stara oznaka: 02781/S) -Gasket for connection-profile dilation FT-0226 H (Former code: 02781/S)	EPDM	61 ShA
368.002		-Kutni umetak centralne brtve -Angle insert for central gasket	EPDM EPDM	
347.003		- Četkasta brtva 7x9, (crna) - Oznaka proizvođača Schlegel: 2A773288016CJ - Brush seal 7x9, (black) - Manufacturer code Schlegel: 2A773288016CJ	PP	
347.001		- Četkasta brtva 25 mm, L=2000 mm, (crna) (Stara oznaka: Z 802) - Oznaka proizvođača Schlegel: 2U929288 - Brush gasket 25 mm, L=2000 mm, (black) (Former code: Z 802) - Manufacturer code Schlegel: 2U929288		

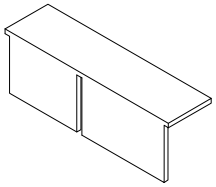
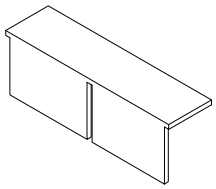
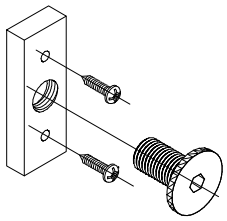
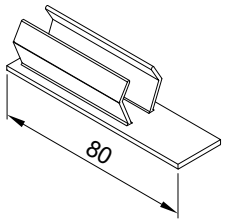
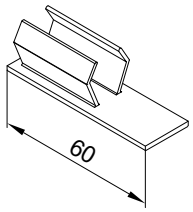
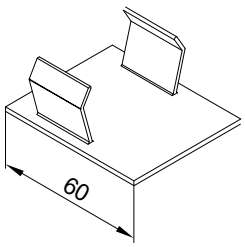
Oznaka Code	Izgled-presjek View-cross section	Opis Description	Materijal Material	Napomena Remark
347.008		- Četkasta brtva 13 mm, (A=2.9, B=2.9), (crna) - Oznaka proizvođača Schlegel: 2K120288006 - Brush gasket 13 mm, (A=2.9, B=2.9), (black) - Manufacturer code Schlegel: 2K120288006		
340.029		-Okrugla brtva Ø4 -Round gasket Ø4	TPE	
340.055		-Odstojna brtva -Spacer gasket	Elastron	65 ShA

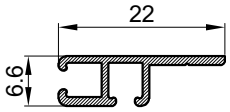
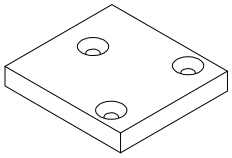
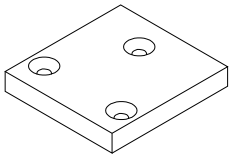
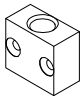
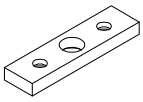
Dodaci
Accessories

Oznaka Code	Izgled-presjek View - cross-section	Opis Description	Materijal Material	Nap. Remark
301.006. 01 02 03		- Set za bočni čep prozorske klupice (za klupice do 280 mm) - Boje: 01 - bijela; 02 - siva; 03 - crna - Aluminium window sill side caps (for window sill 280 mm) - Color: 01- white; 02 - gray; 03 - black	PVC TPE Al.	
301.009. 01 02 03		- Set za bočni čep prozorske klupice (za klupice do 280 mm) - Boje: 01 - bijela; 02 - siva; 03 - crna - Aluminium window sill side caps (for window sill 280 mm) - Color: 01- white; 02 - gray; 03 - black	PVC TPE Al.	
301.010. 01 02 03		- Set za bočni čep prozorske klupice (za klupice do 360 mm) - Boje: 01 - bijela; 02 - siva; 03 - crna - Aluminium window sill side caps (for window sill 360 mm) - Color: 01- white; 02 - gray; 03 - black	PVC TPE Al.	
240.001		- Kliješta za kutne spojnice (stara oznaka: kliješta - 83064) - Manual crimping tool (former code: crimper - 83064)		
240.001.00.01		- Noževi za kliješta kutnih spojnica - Stara oznaka: kliješta - Knives for crimper corner joint - Former code: crimper		
210.001		- Štanca za otklopno zaokretne sisteme prozora i vrata (stara oznaka: štanca S1) - Punching machine for tilt-turn systems of windows and doors: (former code: punch S1)		

Oznaka Code	Izgled-presjek View - cross-section	Opis Description	Materijal Material	Nap. Remark
210.009		-Pneumatska štanca za obradu odvoda kondezata i provjetravanje u Termo 65 i Termo 85 (stara oznaka : S9) -Pneumatic punch for condensate drainage and ventilation in Termo 65 and Termo 85 (former code : S9)		
220.007		-Grupa glodala za obradu prečki prema profilu okvira i krila -Milling tools for processing of a crossbar profiles according frame profile and sash profile	Čelik Steel	
220.020		-Grupa glodala za obradu parapetne prečke FT-0282H prema krilu FT-0275H -Milling tools for processing of a parapet crossbar profiles FT-0282H according sash profile FT-0275H	Čelik Steel	
220.021		-Grupa glodala za obradu parapetne prečke FT-2276H prema krilu FT-0274H -Milling tools for processing of a parapet crossbar profiles FT-2276H, according sash profile FT-0274H	Čelik Steel	
220.022		-Grupa glodala za obradu parapetne prečke FT-0282H prema krilu FT-0279H -Milling tools for processing of a parapet crossbar profiles FT-0282H, according sash profile FT-0279H	Čelik Steel	

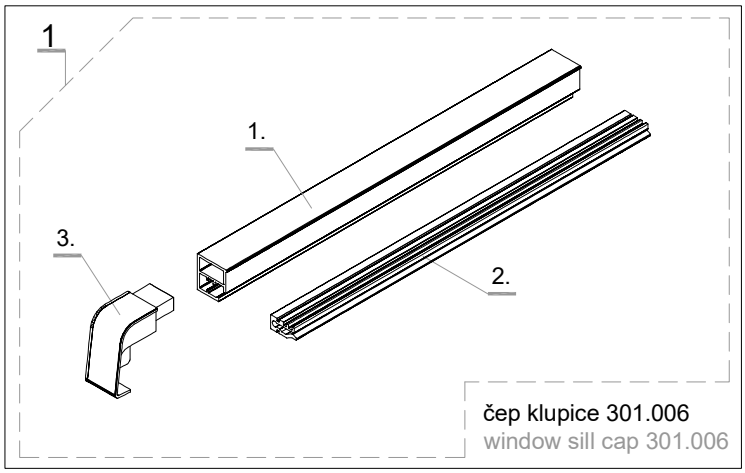
Oznaka Code	Izgled-presjek View - cross-section	Opis Description	Materijal Material	Nap. Remark
340.013		- Izolacijska ispuna s ljepljivom trakom (43x12) (spužvasta ispuna po opsegu stakla) - Insulation foam with adhesive tape (43x12) (foam insulation around the glass)	XPE	
348.002		- Izolacijska ispuna s ljepljivom trakom (37x8) (spužvasta ispuna po opsegu stakla) - Insulation foam with adhesive tape (37x8) (foam insulation around the glass)	XPE	
340.465		- Izolacijska ispuna (37x9.5) (spužvasta ispuna po opsegu stakla) - Insulation foam (37x9.5) (foam insulation around the glass)	XPE	
* 340.088		- Izolacijska ispuna (64x5.8) (dodatna ispuna za donji dio rama) (XPS ispuna označena sa * se isporučuje samo na zahtjev kupca). -Insulation foam (64x5.8) (additional insulation for bottom part of the frame) (XPS insulation marked with * delivers only on buyers request).	XPS	

Oznaka Code	Izgled-presjek View - cross-section	Opis Description	Materijal Material	Nap. Remark
521.193.03		-Dodatni umetak za profil kombatute FT-0271HF (gornji) -Boje: 03 - crna -Additional insert for flying mullion profile FT-0271HF (top) -Color: 03 - black	Al.	
521.194.03		-Dodatni umetak za profil kombatute FT-0271HF (donji) -Boje: 03 - crna -Additional insert for flying mullion profile FT-0271HF (under) -Color: 03 - black	Al.	
521.286		- Element za ugradnju - Instalation elemet	Al. PVC.	
521.287.01 **02** **03**		- Umetak za profil ojačanja prečke (za profile NP-4183 i NP-4184) - Boje: 01- bijela; 02- siva; 03 - crna - End insert for window crossbar reinforcement (for profiles NP-4183 and NP-4184) - Color: 01 - white; 02 - gray; 03 - black	Al.	
521.288.01 **02** **03**		- Umetak za profil ojačanja prečke (za profile F-1634 i NP-4184) - Boje: 01 - bijela; 02 - siva; 03 - crna - End insert for window crossbar reinforcement (for profiles F-1634 and NP-4184) - Color: 01- white; 02 - gray; 03 - black	Al.	
521.491.01 **02** **03**		- Umetak za profil ojačanja prečke (za profile FMO 50/61 i FMO 50/20D; ...ojačanje sa čeličnom cijevi 40x50 mm) - Boje: 01- bijela; 02 - siva;03 - crna - End insert for window crossbar reinforcement (for profiles FMO 50/61 and FMO 50/20D; ...reinforcement with steel tube 40x50 mm) - Color: 01- white; 02 - gray;03 - black	Al.	

Oznaka Code	Izgled-presjek View - cross-section	Opis Description	Materijal Material	Nap. Remark
521.001		- Držač četkaste brtve, L=2000 mm (Stara oznaka: Z 801) - Brush gasket holder, L=2000 mm (Former code: Z 801)	Al.	
391.148.01 **02** **03**		-Aluminijska nosiva pločica francuskog balkona lijeva, 50 mm x 54 mm x 8 mm - Boje: 01 - bijela; 02 - siva; 03 - crna -French balcony aluminium glass support left 50 mm x 54 mm x 8 mm -Color: 01- white; 02 - gray; 03 - black	Al.	
391.149.01 **02** **03**		-Aluminijska nosiva pločica francuskog balkona desna, 50 mm x 54 mm x 8 mm - Boje: 01 - bijela; 02 - siva; 03 - crna -French balcony aluminium glass support right 50 mm x 54 mm x 8 mm - Color: 01- white; 02 - gray; 03 - black	Al.	
521.312		-Usmjerivač osovinice Ø8 mm -Shaft positioner Ø8 mm	Al.	
521.314		-Pločica u ramu i pragu za ključanje pomoćnog krila vrata (za osovinicu Ø8 mm) -Insert plate in the frame snd threshold for the locking of auxilary and for lock the auxiliary door leaf (for shaft Ø8 mm)	Al.	
521.315		-Osovinica Ø8 mm, L=2000 mm -Shaft Ø8 mm, L=2000 mm	Al.	

SET ZA BOČNI ČEP PROZORSKE KLUPICE 301.006
SET FOR SIDE CAP OF WINDOW SILL 301.006

1. - Osnovni profil
2. - PVC prihvatnik klupice
3. - Vanjski čep-prihvatnik klupice i profila
1. - Basic profile
2. - PVC window sill acceptor
3. - Outside cap - sill and profile acceptor

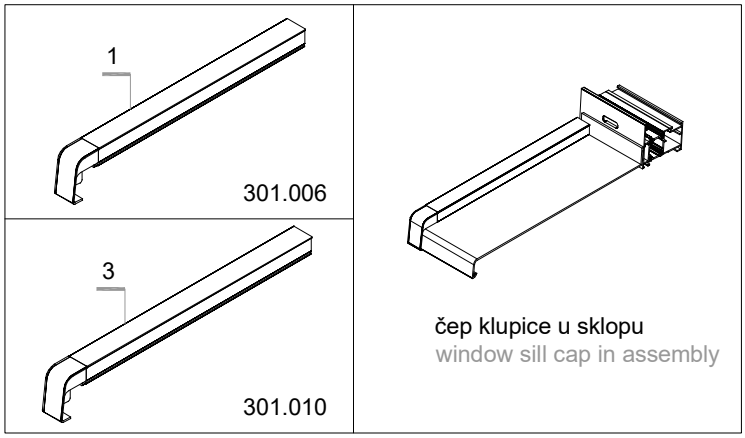


1 - Set za bočni čep klupice 301.006
2 - Set za bočni čep klupice 301.009
3 - Set za bočni čep klupice 301.010

-Setovi bočnih čepova 301.006 i 301.009 su u veličini profila klupice F-0680/J (280 mm)
-Za manje klupice se radi skraćivanje čepa prema mjerama u uputstvu artikla
-Set za bočni čep 301.010 - (360 mm)
-Izbor boje čepova prema RAL-karti

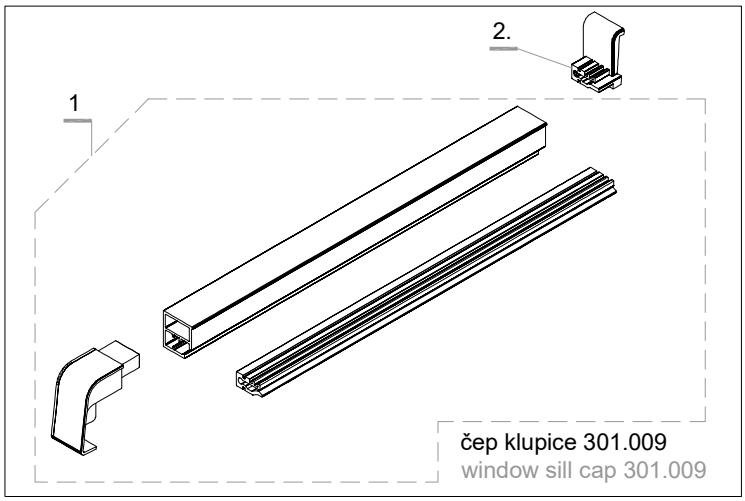
1 - Set for side cap of window sill 301.006
2 - Set for side cap of window sill 301.009
3 - Set for side cap of window sill 301.010

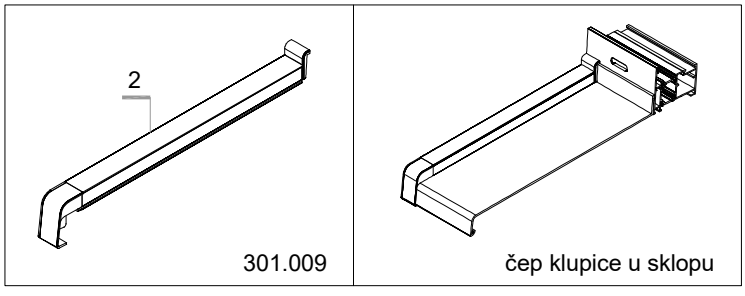
-Side cap set 301.006 i 301.009 are in size of window sill profile F-0680/J (280 mm)
-For smaller window sills side caps are shorten according to article dimensions
-Set for side cap 301.010 - (360 mm)
-Selection of cap colour according to RAL-map

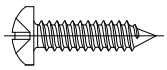
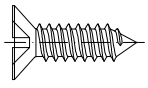
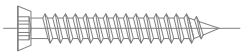


SET ZA BOČNI ČEP PROZORSKE KLUPICE 301.009
SET FOR SIDE CAP OF WINDOW SILL 301.009

1 - Set klupice 301.006
2. - Čep do otvora-prihvatnik klupice i profila
1 - Window sill set 301.006
2. - Cap next to the opening - Window sill and profile acceptor

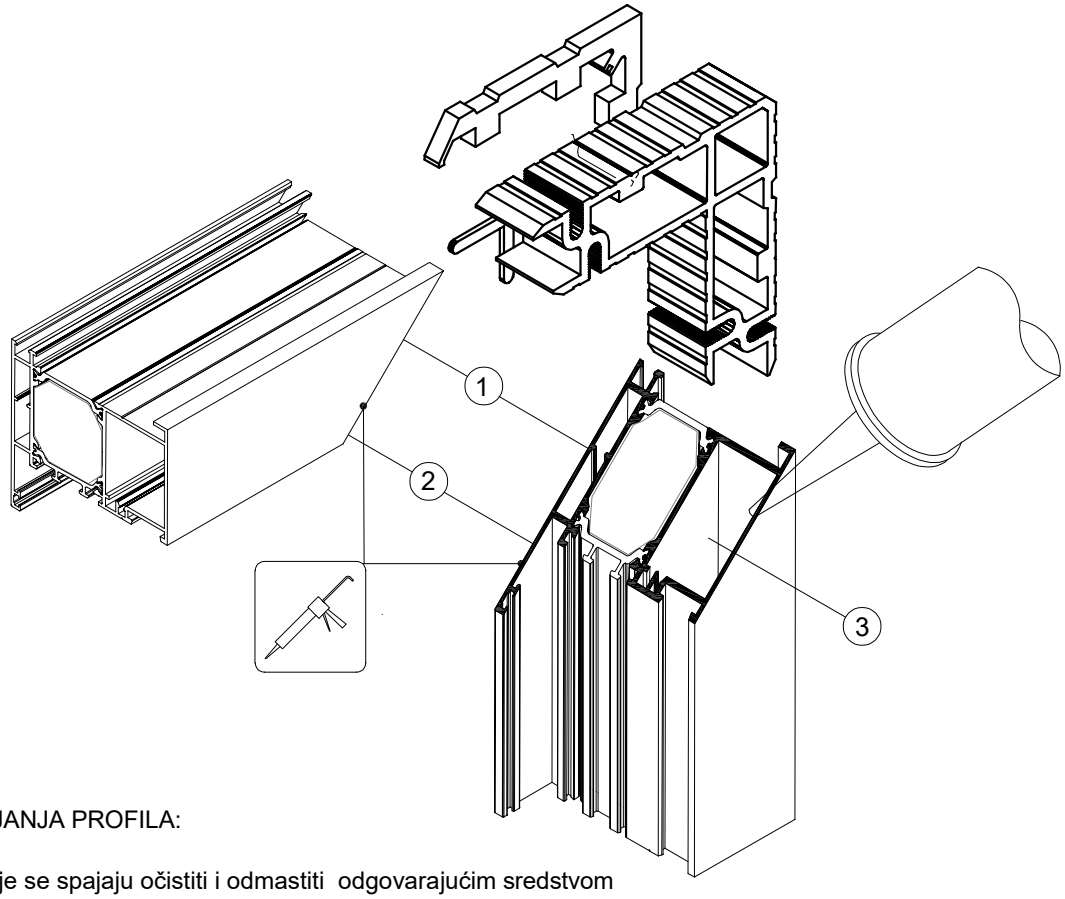




Oznaka Code	Opis Description	Izgled-presjek View-cross section	Materijal Material	Napomena Remark
433.017	vijak 3.9x16 DIN 7981 screw 3.9x16 DIN 7981		Inox A2	
433.019	vijak 3.9x22 DIN 7981 screw 3.9x22 DIN 7981		Inox A2	
433.020	vijak 3.9x25 DIN 7981 screw 3.9x25 DIN 7981		Inox A2	
433.021	vijak 3.9x32 DIN 7981 screw 3.9x32 DIN 7981		Inox A2	
433.029	vijak 4.2x16 DIN 7981 screw 4.2x16 DIN 7981		Inox A2	
433.030	vijak 4.2x19 DIN 7981 screw 4.2x19 DIN 7981		Inox A2	
433.031	vijak 4.2x22 DIN 7981 screw 4.2x22 DIN 7981		Inox A2	
433.035	vijak 4.2x38 DIN 7981 screw 4.2x38 DIN 7981		Inox A2	
433.036	vijak 4.2x45 DIN 7981 screw 4.2x45 DIN 7981		Inox A2	
433.037	vijak 4.2x50 DIN 7981 screw 4.2x50 DIN 7981		Inox A2	
433.043	vijak 4.8x19 DIN 7981 screw 4.8x25 DIN 7981		Inox A2	
433.045	vijak 4.8x25 DIN 7981 screw 4.8x25 DIN 7981		Inox A2	
433.046	vijak 4.8x32 DIN 7981 screw 4.8x32 DIN 7981		Inox A2	
433.047	vijak 4.8x38 DIN 7981 screw 4.8x38 DIN 7981		Inox A2	
433.048	vijak 4.8x45 DIN 7981 screw 4.8x45 DIN 7981		Inox A2	
433.092	vijak 3.5x16 DIN 7982 screw 3.5x16 DIN 7982		Inox A2	
433.106	vijak 3.5x19 DIN 7982 screw 3.5x19 DIN 7982		Inox A2	
433.107	vijak 3.9x22 DIN 7982 screw 3.9x22 DIN 7982		Inox A2	
433.113	vijak 3.9x60 DIN 7982 screw 3.9x60 DIN 7982		Inox A2	
433.118	vijak 4.2x19 DIN 7982 screw 4.2x19 DIN 7982		Inox A2	
433.121	vijak 4.2x32 DIN 7982 screw 4.2x32 DIN 7982		Inox A2	
433.122	vijak 4.2x38 DIN 7982 screw 4.2x38 DIN 7982		Inox A2	
433.123	vijak 4.2x45 DIN 7982 screw 4.2x45 DIN 7982		Inox A2	
433.134	vijak 4.8x38 DIN 7982 screw 4.8x38 DIN 7982		Inox A2	
433.135	vijak 4.8x45 DIN 7982 screw 4.8x38 DIN 7982		Inox A2	
430.183	turbo vijak (fischer FFS 7.5 x 52) turbo screw (fischer FFS 7.5 x 52)		Inox A2	
430.184	turbo vijak (fischer FFS 7.5 x 62) turbo screw (fischer FFS 7.5 x 62)		Inox A2	

Obrada i montaža
Processing and montage

SPAJANJE PROFILA KUTNIM SPOJNICAMA
CONNECTING PROFILE WITH CORNER BRACKETS



POSTUPAK SPAJANJA PROFILA:

1. Površine koje se spajaju očistiti i odmastiti odgovarajućim sredstvom (npr.Teroson VR 20 ili FL+)
2. Premazati površine koje se spajaju ljepilom (npr. Teroson MS 939).
3. Ljepilo ubrizgati u komore za kutnik (po opsegu komore)
4. Profile s kutnikom izravnati i spojiti
5. Dio ljepila koji iscuri između rezova očistiti sredstvom za čišćenje i odmašćivanje (npr.Teroson VR 20 ili FL+).

NAPOMENA:

Ovaj postupak spajanja profila primjenjiv je za sve Feal-ove kutnike i njima odgovarajuće komore.

Lijepljenjem rezova i kutnika ljepilima za metal, osigurava se potrebna zrako- i vodonepropusnosti spoja kao i dodatna mehanička čvrstoća spoja.

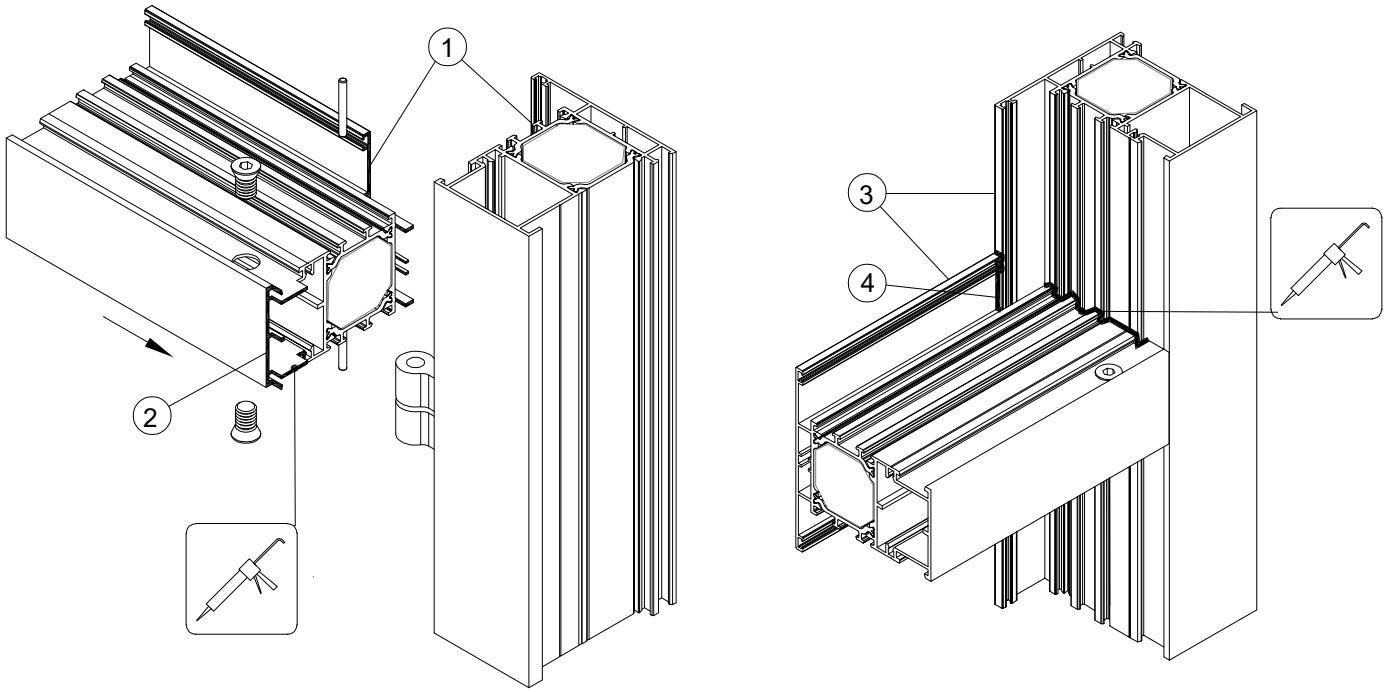
PROFILE CONNECTION PROCEDURE:

1. Clean and degrease all connecting surfaces with suitable products (e.g.Teroson VR 20 or FL+).
2. Smear connecting surfaces with metal glue (e.g.Teroson MS 939).
3. Inject metal glue into chambers for the corner bracket (on chamber edges)
4. Level profiles with corner brackets and connect
5. Leaked glue that comes from the joints remove with cleaning and degreasing products (e.g.Teroson VR 20 ili FL+ /.

NOTE:

This profile connection procedure is applicable for all Feal corner brackets and their appropriate chambers. By gluing the profile and corner brackets with a metal glue, necessary air and water tightness of the joint as well as additional mechanical properties is ensured

SPAJANJE PROFILA VEZNICIMA
CONNECTING OF PROFILES BY USING CONNECTING ELEMENT -(T-BRACKET)



POSTUPAK SPAJANJA PROFILA

1. Površine koje se spajaju-rezove očistiti i odmastiti odgovarajućim sredstvom (npr.Teroson VR 20 ili FL+)
2. Premazati površine koje se spajaju-rezove ljepilom za metal (npr. Teroson MS 939).
3. Profile s veznicima izravnati i spojiti
4. Nakon spajanja profila, sve žljebove ispuniti ljepilom za metal (npr. Teroson MS 939 (Henkel))
5. Dio ljepila koji iscuri između rezova očistiti sredstvom za čišćenje i odmašćivanje (npr.Teroson VR 20 ili FL+).

NAPOMENA:

Lijepljenjem rezova, kao i svih spojeva profila sa ljepilima za metal, osigurava se potrebna zrako i vodonepropusnosti spoja kao i dodatna mehanička čvrstoća spoja.

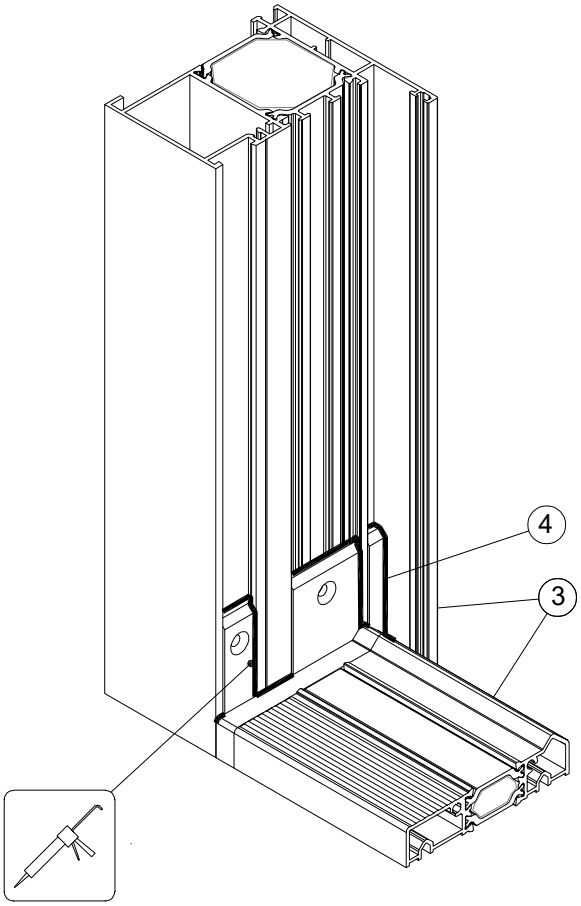
PROFILE CONNECTION PROCEDURE:

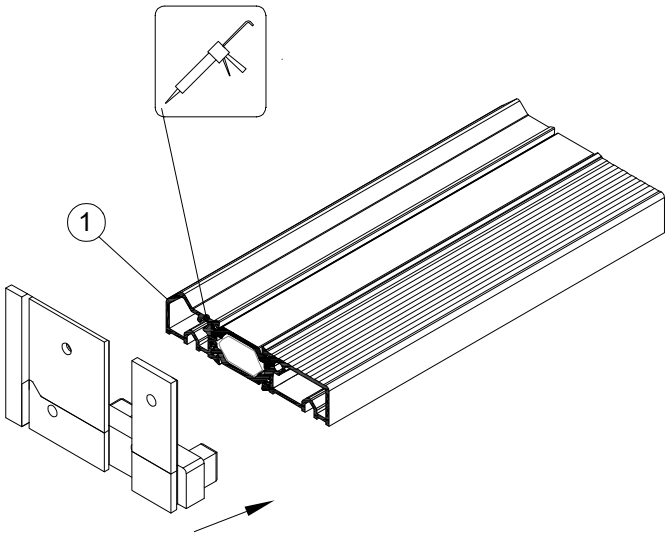
1. Clean and degrease all connecting surfaces with suitable products (e.g. Teroson VR 20 ili FL+).
2. Smear connecting surfaces with metal glue (e.g. Teroson MS 939).
3. Level profiles with connecting element (T-bracket) and connect
4. After joining the profile, all profile joints must be filled with metal glue (e.g.Teroson MS 939).
5. Leaked glue that comes from the joints remove with cleaning and degreasing products (e.g.Teroson VR 20 ili Teroson FL+).

NOTE:

By gluing the profile, as well as all profile joints with a metal glue, necessary air and water tightness of the joint as well as additional mechanical properties is ensured.

SPAJANJE PROFILA PRAGA SA PROFILOM RAMA POMOĆU UMETKA
CONNECTING THE THRESHOLD PROFILE WITH FRAME PROFILE USING END INSERT





POSTUPAK SPAJANJA PROFILA

1. Površine koje se spajaju-rezove očistiti i odmastiti odgovarajućim sredstvom (npr.Teroson VR 20 ili FL+)
2. Na profilu praga premazati površine koje se spajaju ljepilom za metal (npr. Teroson MS 939).

2.1. Ljepilo za metal ubrizgati u komore profila praga na mjestima gdje ulazi umetak (po opsegu komore)

3. Profil praga i umetak izravnati i spojiti
4. Profil praga sa spojenim umetkom izravnati i spojiti sa profilom rama
5. Nakon spajanja profila, sve spojeve profila i umetka ispuniti ljepilom za metal (npr. Teroson MS 939)
6. Dio ljepila koji iscuri između rezova očistiti sredstvom za čišćenje i odmašćivanje (npr.Teroson VR 20 ili FL+).

NAPOMENA:

Lijepljenjem rezova, kao i svih spojeva profila sa ljepilima za metal, osigurava se potrebna zrako i vodonepropusnosti spoja kao i dodatna mehanička čvrstoća spoja.

PROFILE CONNECTION PROCEDURE:

1. Clean and degrease all connecting surfaces with suitable products (e.g.*Teroson VR 20 or Teroson FL+*).
2. On threshold profile smear all connecting surfaces with metal glue (e.g.*Teroson MS 939*).

2.1. Inject metal glue into chambers on ends of the profile for the insert (on chamber edges).

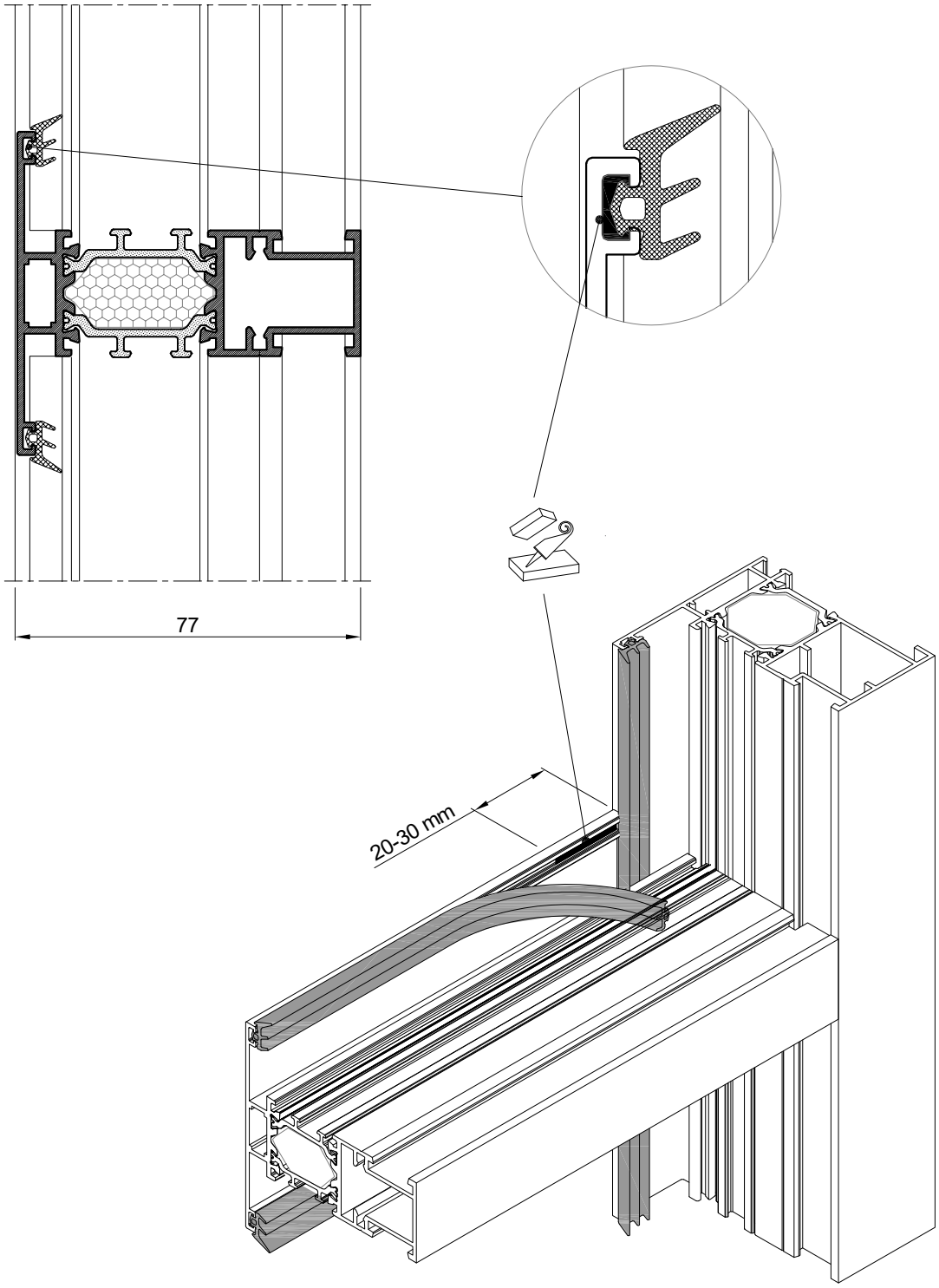
3. Level threshold profile with insert and connect them
4. Level threshold profile with the connected insert with the frame and connect them
5. **After joining the profiles, all profile connections must be filled with metal glue** (e.g.*Teroson MS 939*).
6. Leaked glue that comes from the joints remove with cleaning and degreasing products (e.g.*Teroson VR 20 or Teroson FL+*).

NOTE:

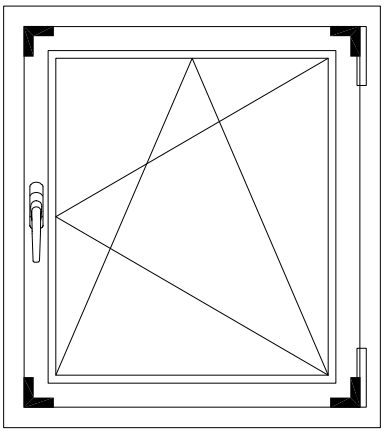
By gluing the profile, as well as all profile joints with a metal glue, necessary air and water tightness of the joint as well as additional mechanical properties is ensured.

PREPORUKA:
-Uslijed elastičnosti, dilatacije te drugih utjecaja često dolazi do povlačenja (skupljanja) brtve prema staklu u žlijebu, što dovodi do prodora vode u profil.
-Preporučuje se lijepljenje kraja brtve ljepilima za metal i EPDM (npr.trenutno ljepilo Loctite 4090)-prema skici.
-Odnosi se na sve brtve koje se uvlače u žlijeb.

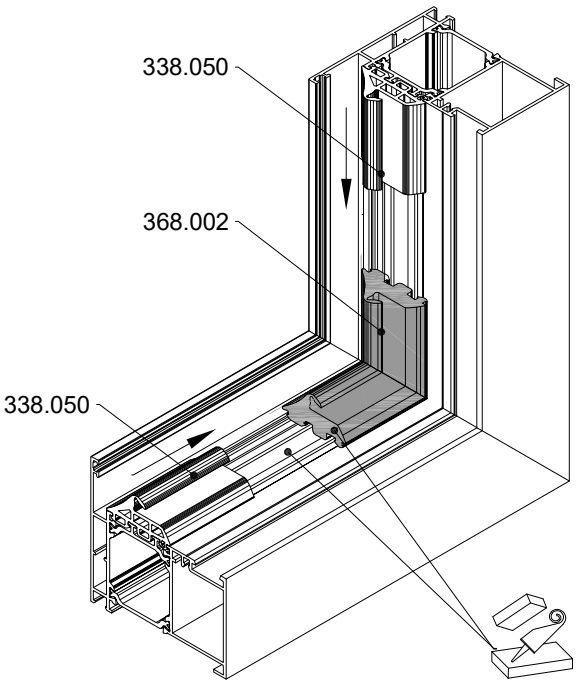
RECOMMENDATION:
Due to elasticity, dilatation and other impacts gasket retraction towards the glass is possible, which can lead to water penetration in the profile .
It is recommended to glue the gasket ends with adhesives for metal and EPDM (eg. Loctite 4090- according to the drawing) This applies to all the gaskets with groove placement.

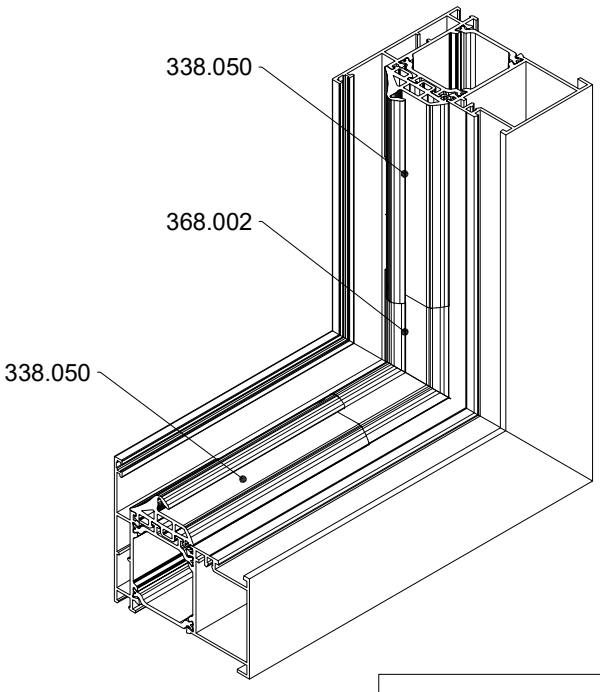


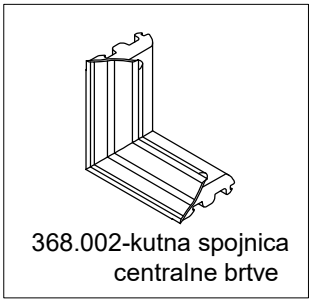
DETALJ UGRADNJE KUTNE SPOJNICE CENTRALNE BRTVE
DETALJ UGRADNJE KUTNE SPOJNICE CENTRALNE BRTVE

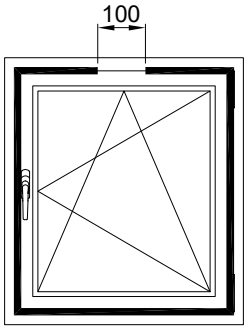


-Preporučuje se, na mjestu dodira, lijepljenje centralne brtve 338.050 i kutne spojnice brtve 368.002 ljepilom za EPDM (npr.trenutno ljepilo Loctite 4090).
-Ljepljenjem se osigurava neprekidnost centralne brtve čime se osigurava potrebna zrakopropusnost i vodonepropusnost spoja.
-It is recommended, at the point of contact, bonding of the central gasket 368.002 and the angular joint of the gasket 338.050 with EPDM adhesive (eg Loctite 4090 instant adhesive).
-Gluing ensures the continuity of the central gasket, ensuring the necessary airtightness and watertightness of the joint..



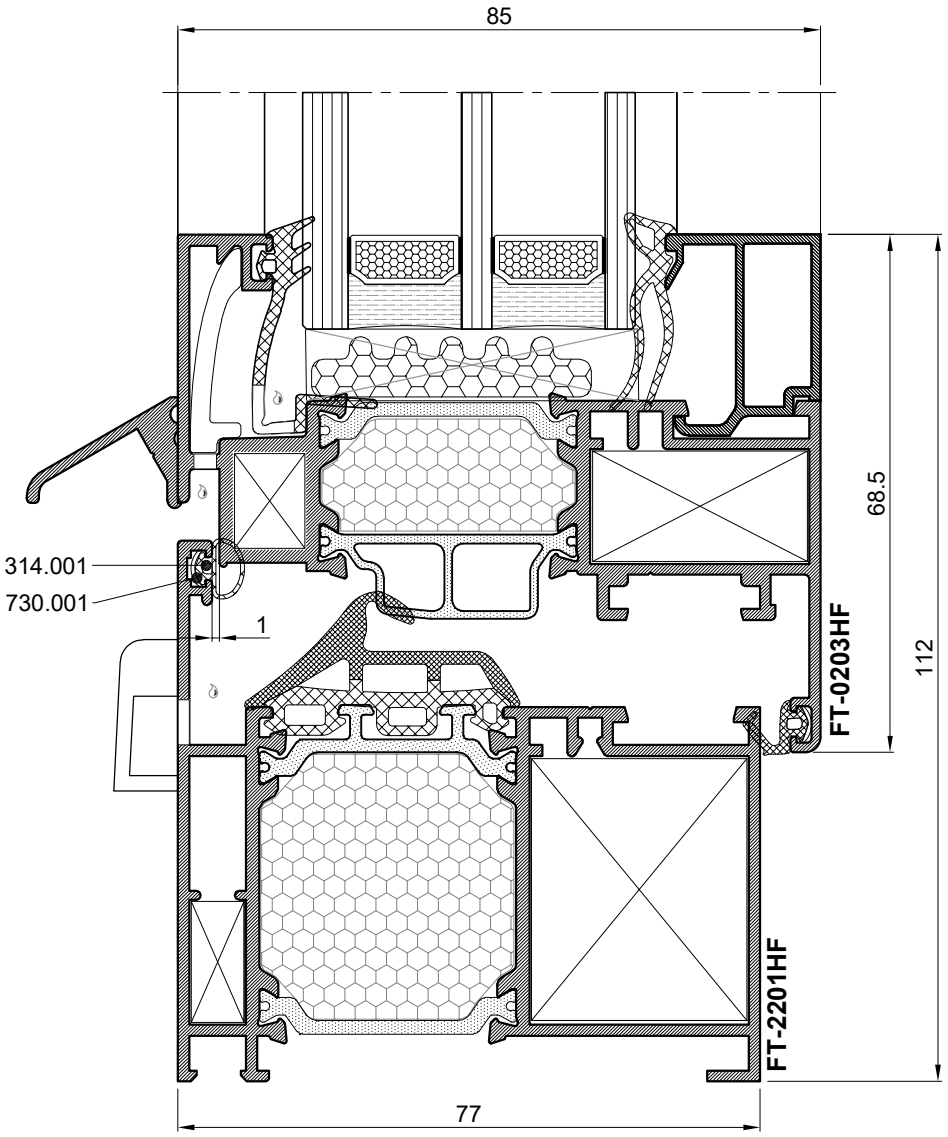



368.002-kutna spojnica centralne brtve



UPORABA BRTVE 314.001
-Radi smanjenja ulaska padalina u prostor rama preporučuje se uporaba brtve 314.001 (stara oznaka Z-10).
-Brtvu 314.001 umetnuti po opsegu prozora.
U gornjem pojasu brtva se prekida radi omogućavanja ventilacije prozora.
-Korištenje brtve 314.001 zahtjeva uporabu kutnika 730.001 umjesto kutnika 730.002.

USE OF GASKET 314.001
-To reduce the flow of precipitation into the frame area, it is recommended to use gasket 314.001 (old mark Z-10).
-Insert gasket 314.001 by the window circumference.
In the upper belt, the gasket breaks to allow window ventilation.
-Using gasket 314.001 requires the use of angle 730.001 instead of angle 730.002.

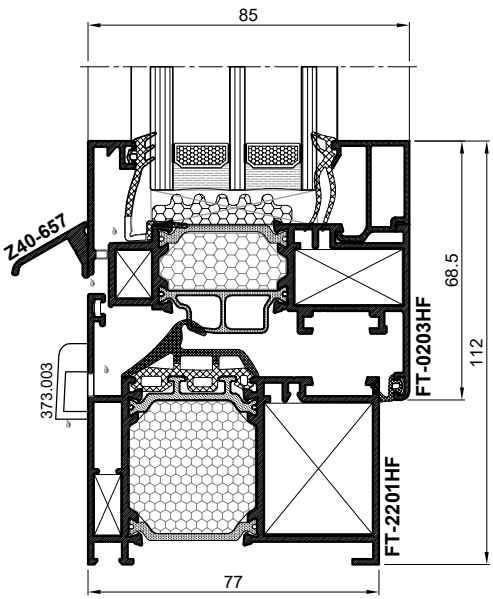


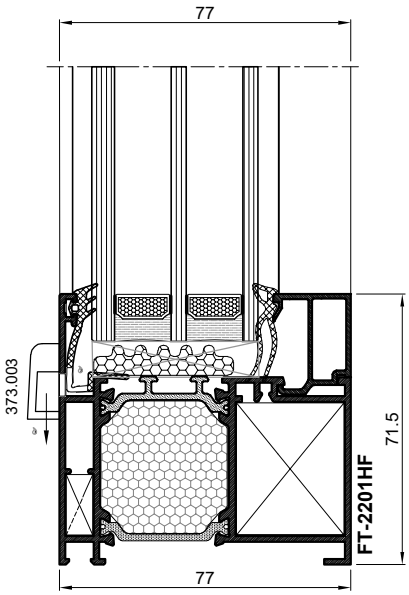
ODVOD KAPLJEVINA IZ OTVARAJUĆEG PROZORA
Kapljevine koje uđu u krilo prozora između brtve i ispune vode se kroz otvor na brtvi i profilu krila prema vani. Dio kapljevina iz krila i kapljevine s vana ulaze u predviđeni prostor u profilu rama te ga napuštaju kroz otvore u profilu koji se maskiraju čepom 373.003 ili 370.070.
Napomena: Otvore na profilu rama uvijek držati prohodnim.

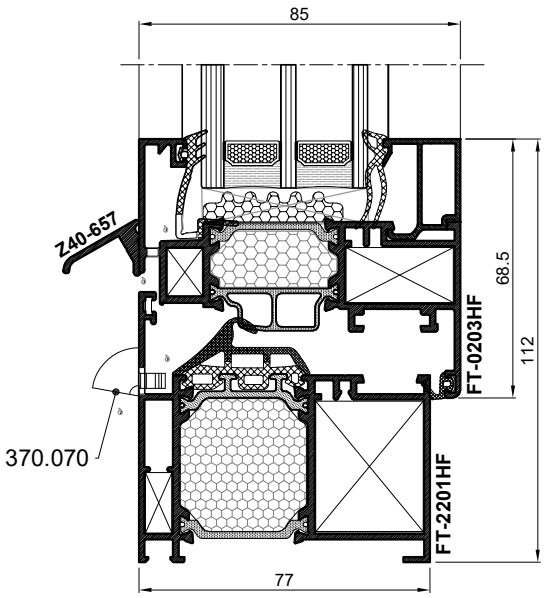
WINDOW DRAINAGE
Liquids that enter the portion od window between gasket and filling are guided through opening on gasket and sash profile towards outside. Portion of liquids from sash and liquids from outside enter the appropriated space in profile and leave it through openings on profile that are masked with cap 373.003 or 370.070.
Remark: Openings on profile should be always passasble.

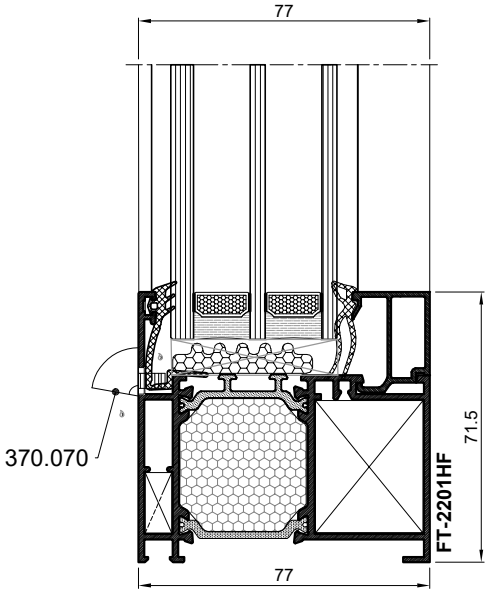
ODVOD KAPLJEVINA IZ FIKSNOG PROZORA
Kapljevine koje uđu u fiksni prozor između brtve i ispune vode se kroz otvor na brtvi i profilu rama prema vani.
Otvori se maskiraju čepom 373.003 ili 370.070.
Napomena: Otvore na profilu rama uvijek držati prohodnim.

WINDOW DRAINAGE
Liquids that enter the fixed window between gasket and filling are led through opening on gasket and the frame profile outwards.
The openings are masked by a plug 373.003 or 370.070.
Remark: Openings on profile should be always passasble.









U uvjetma izraženih padalina (kiša, vjetar) može se koristiti opcija sa većim otvorom za kapljevinu (maska 370.070).
In the event of pronounced precipitation (rain, wind), an option with a larger orifice opening (mask 370.070) may be used.

PREPORUKE ZA LIJEPLJENJE STAKLA NA PROFIL KRILA
RECOMMENDATIONS FOR BONDING OF GLASS ON SASH PROFILE

Postupak lijepljenja se preporučuje izvoditi s krilom u položenom položaju. Ljepilo mora biti kompatibilno s kitom po obodu stakla jer u suprotnom lijepljenje neće biti uspješno.

Postupak lijepljenja

1. Postaviti XPE termoizolaciju na profil i izrezati je na mjestima na kojima će se nanositi ljepilo i postavljati podmetači za staklo.
2. Očistiti i odmastiti sve površine na koje će se nanositi ljepilo odgovarajućim sredstvom. /npr. DOWSIL R-40/ (ako je na površini na koju će se nanositi ljepilo brtva, prije čišćenja ukloniti taj dio brtve)
3. Nanijeti primer na očišćenu površinu profila /npr. DOWSIL PRIMER-1200 OS/
4. Nanijeti ljepilo na profil /npr. DOWSIL 993/ (slika 1),
5. Postaviti staklo
6. Postaviti podmetače za staklo na odgovarajuća mjesta (potrebno je odmah točno pozicionirati staklo jer nakon stvrdnjavanja ljepila nisu moguće korekcije)
7. Nanijeti ljepilo ispod stakla (slika 2)

Napomena

Otvori na profilu krila prozora radi odvoda kapljevina i ventiliranja komora krila moraju biti na udaljenosti većoj od 200 mm od unutarnjeg spoja krila tako da se ne začepe zbog ljepila ili podmetača za staklo. Prije daljnje obrade krila ljepilo se treba osušiti. (provjeriti upute proizvođača)

It recommended to perform glazing with sash profile in horizontal position. The adhesive must be compatible with the sealant on the glass edge, otherwise the bonding will not be successful.

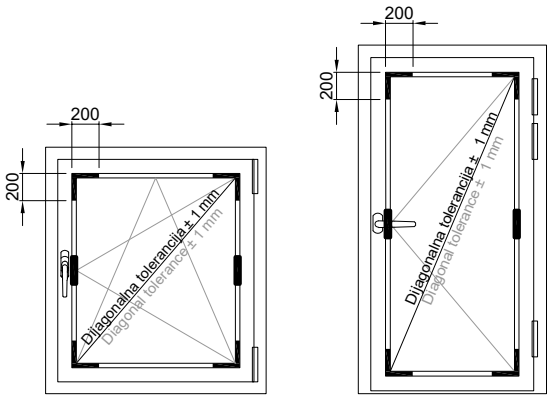
Bonding process

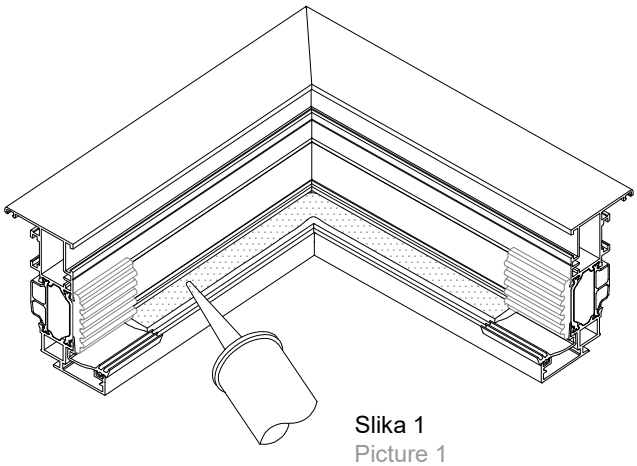
1. Place the XPE thermal insulation on the profile and cut it in the places where the adhesive will be applied and the glass packers placed.
2. Clean and degrease all surfaces on which the adhesive will be applied with a suitable product. /eg. DOWSIL R-40/ (if there is a gasket on the surface to which the adhesive will be applied, remove that part of the seal)
3. Apply the primer to the surface of the profile /eg. DOWSIL PRIMER-1200 OS/
4. Apply adhesive to the profile /eg. DOWSIL 993/ (picture 1)
5. Place the glass
6. Place the glass packers (it is necessary to position the glass exactly right away, as corrections are not possible after curing of the adhesive)
7. Apply adhesive under the glass (picture 2)

Note

Openings on the profile of the window sash for draining liquids and ventilating the sash chambers must be at a distance of more than 200 mm from the corner of the sash so that they are not blocked by glue or glass packers. Before continuing with processing of the sash curing of the adhesive must be ensured. (check the instructions of the adhesive manufacturer)

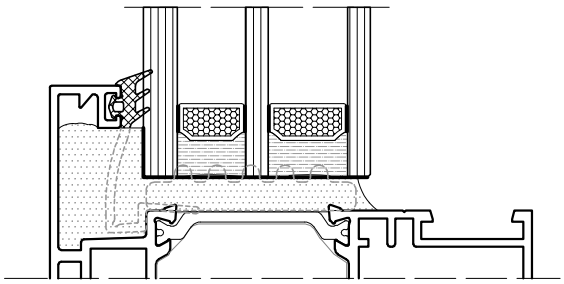
ljepilo

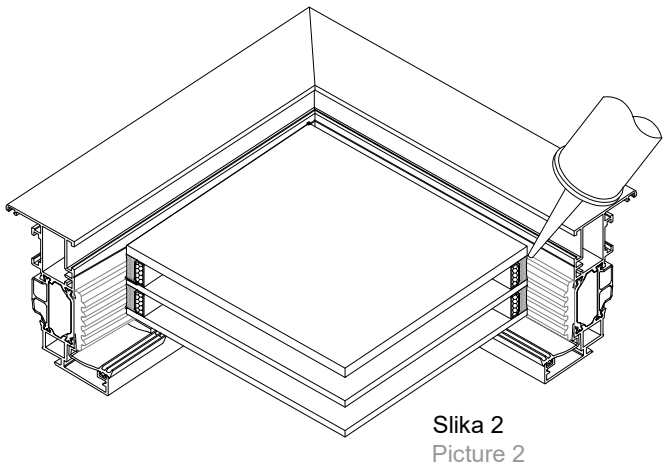




Slika 1
Picture 1

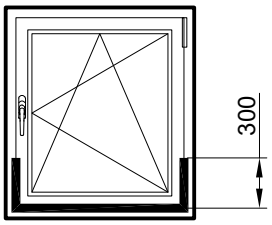
adhesive

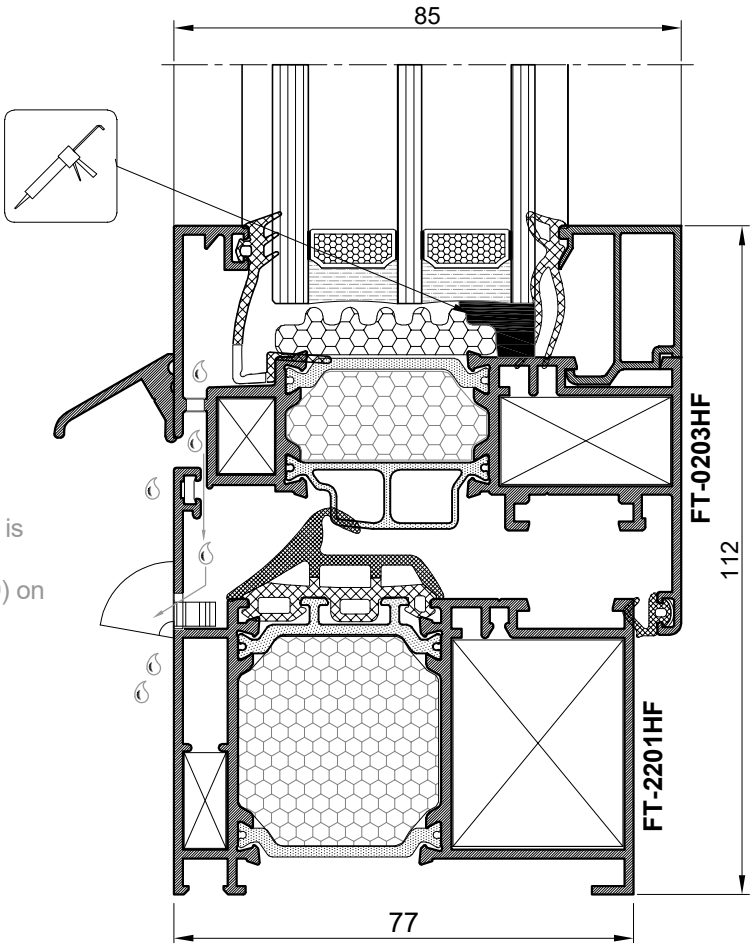




Slika 2
Picture 2

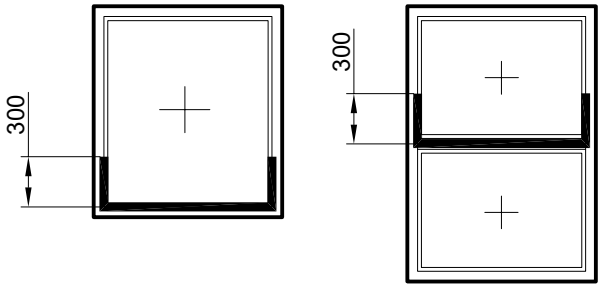
LIJEPLJENJE TERMO ISPUNE XPE IZMEĐU STAKLA I PROFILA
GLUEING OF THE THERMO INSULATION XPE

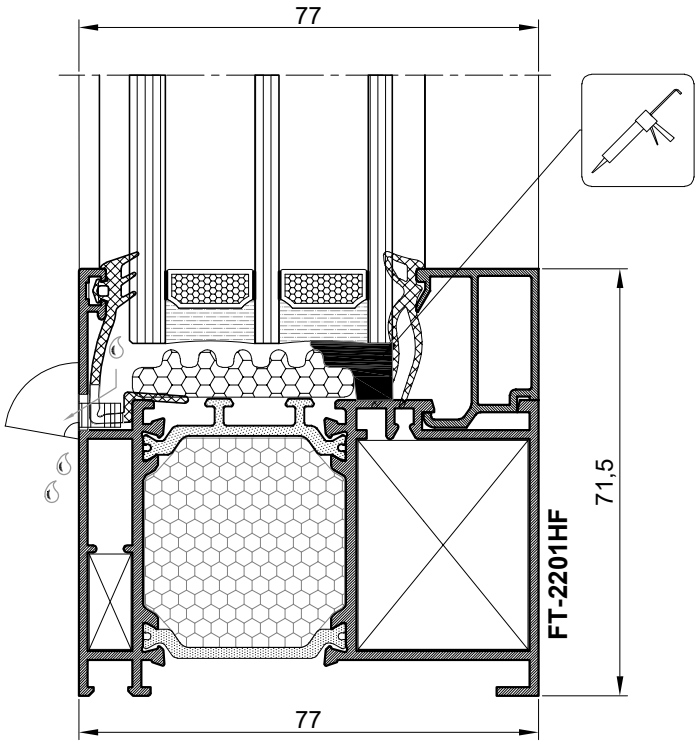


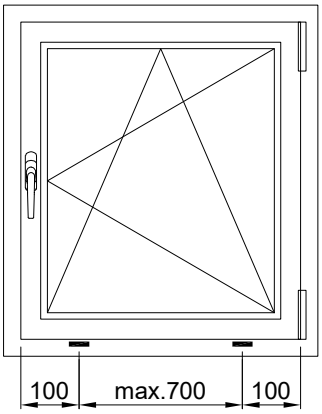


Zbog spriječavanja prodora kapljevina ispod stakla, potrebno je s unutarnje strane ispuniti prostor između stakla i profila s neutralnim ljepilom (npr. "Henkel" - *Teroson MS 939*), prema crtežima.
To prevent liquids from penetrating under the glass, it is necessary to fill the space between the glass and the profile with adhesive (e.g. "Henkel" - Teroson MS 939) on the inside, as shown in the drawings.

NAPOMENA:
U uvjetima gdje nisu potrebni veći zahtjevi za vodonepropusnost (zahtijevi do 600 Pa, klasa 9A), u krilu nije potrebno lijepiti između stakla i profila.
(ovo vrijedi samo za otvarajući prozor)
REMARK
In conditions where higher requirements for water tightness are not required (requirements up to 600 Pa, class 9A), it is not necessary to glue between the glass and the profile in the sash.
(this applies only to opening windows)



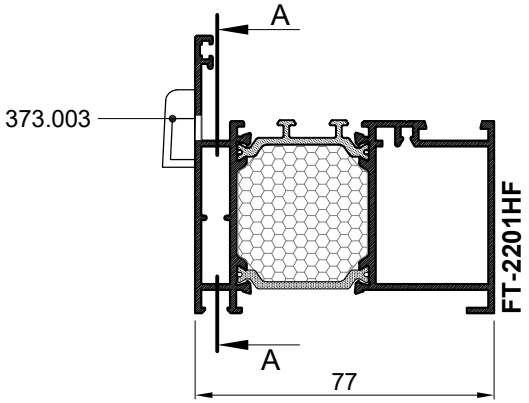




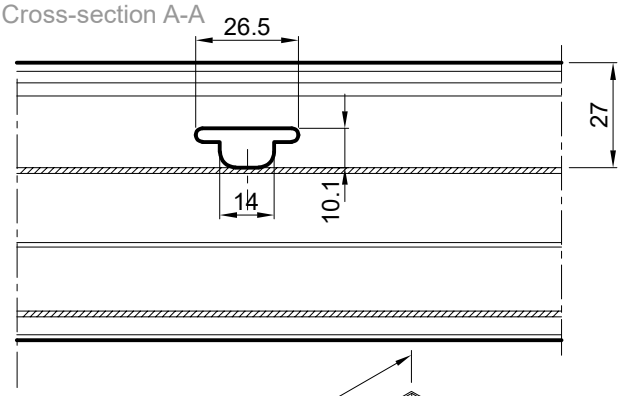
OBRADA NA PROFILU RAMA FT-2201HF ZA ODVOD KAPLJEVINA
PROCESSING OF FRAME PROFILE FT-2201HF FOR WATER DRAINAGE

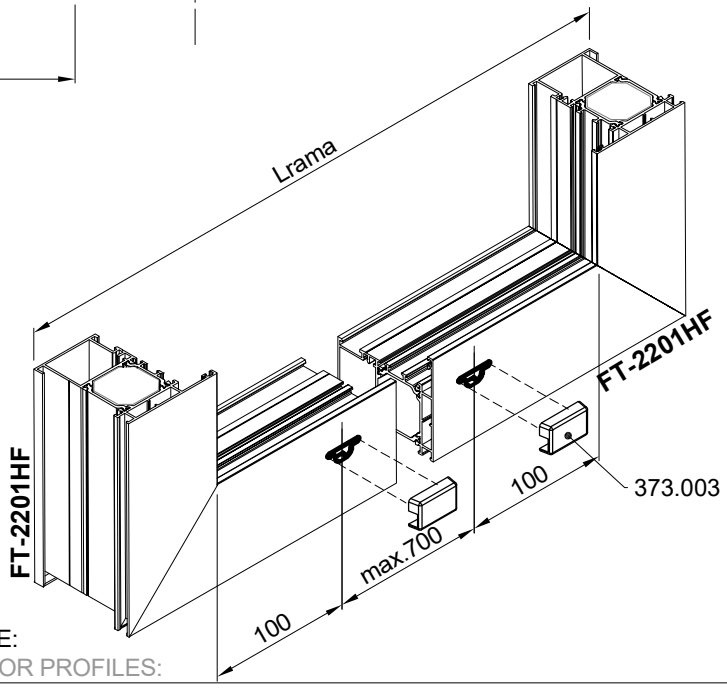
- obrada donjeg pojasa rama /štancanjem/
  Alat: Štanca S1
- 373.003- pvc maska za drenažni otvor

- processing of frame lower zone /metal punching/
  Tool: Metal punching machine S1
- 373.003- pvc mask for drainage hole

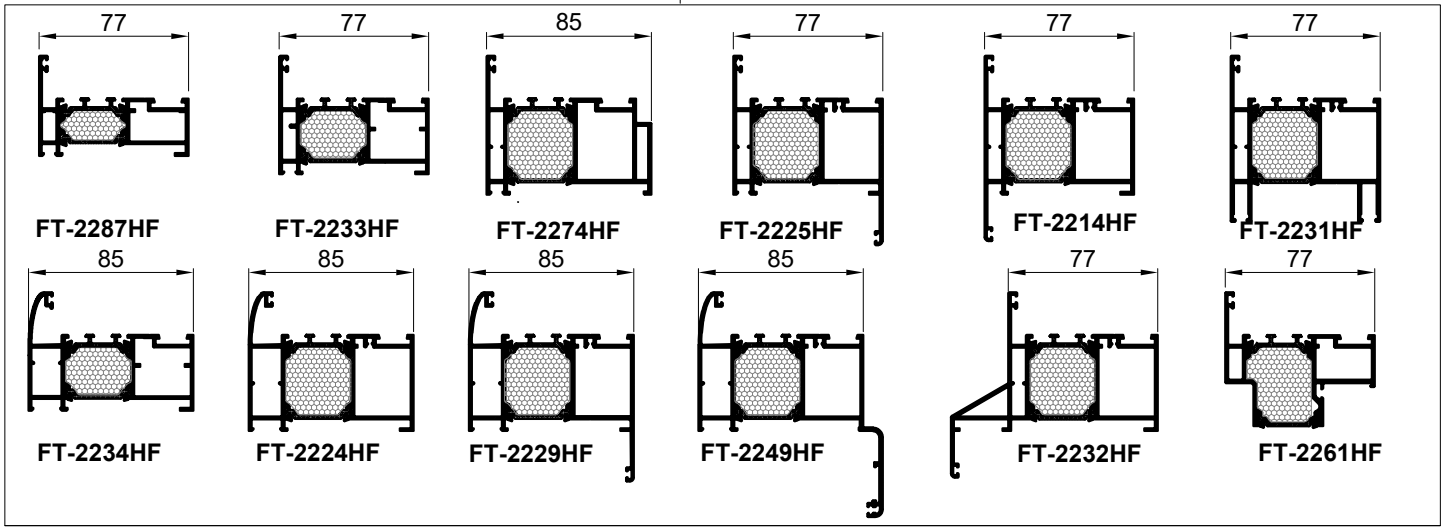


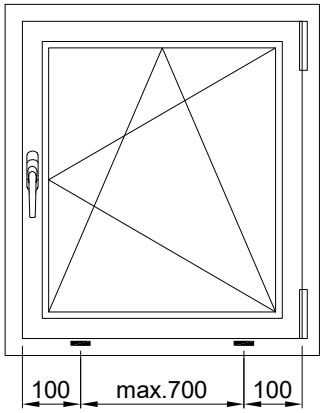
Presjek A-A
Cross-section A-A





OBRADA PROFILA JE ISTA I ZA PROFILE:
PROFILE PROCESSING IS THE SAME FOR PROFILES:



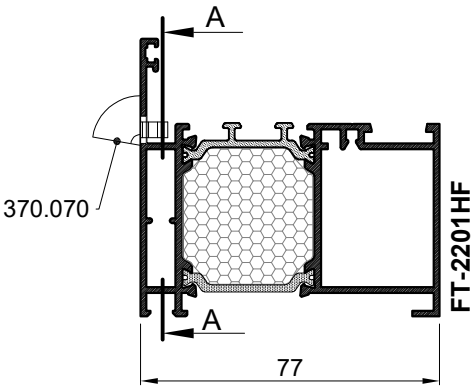


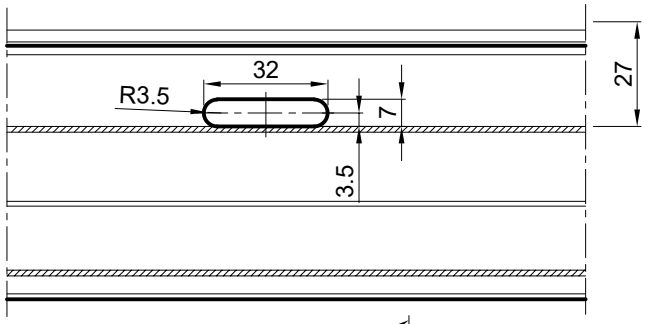
OBRADA NA PROFILU RAMA FT-2201HF ZA ODVOD KAPLJEVINA
PROCESSING OF FRAME PROFILE FT-2201HF FOR WATER DRAINAGE

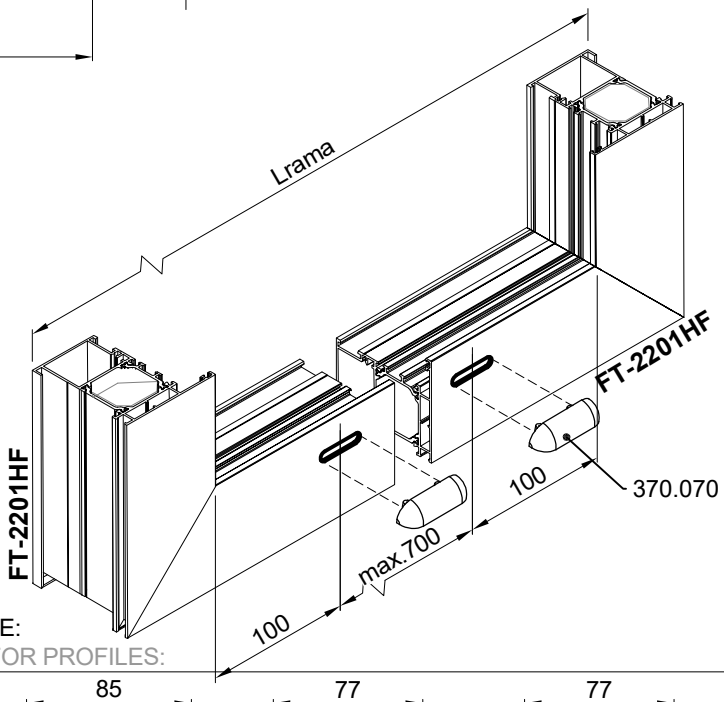
- obrada donjeg pojasa rama
  Alat: vretenasto glodalo Ø7
- 370.070- pvc maska s klapnom za drenažni otvor

- processing of frame lower zone
  Tool: end mill Ø7
- 370.070- pvc mask with valve for drainage hole

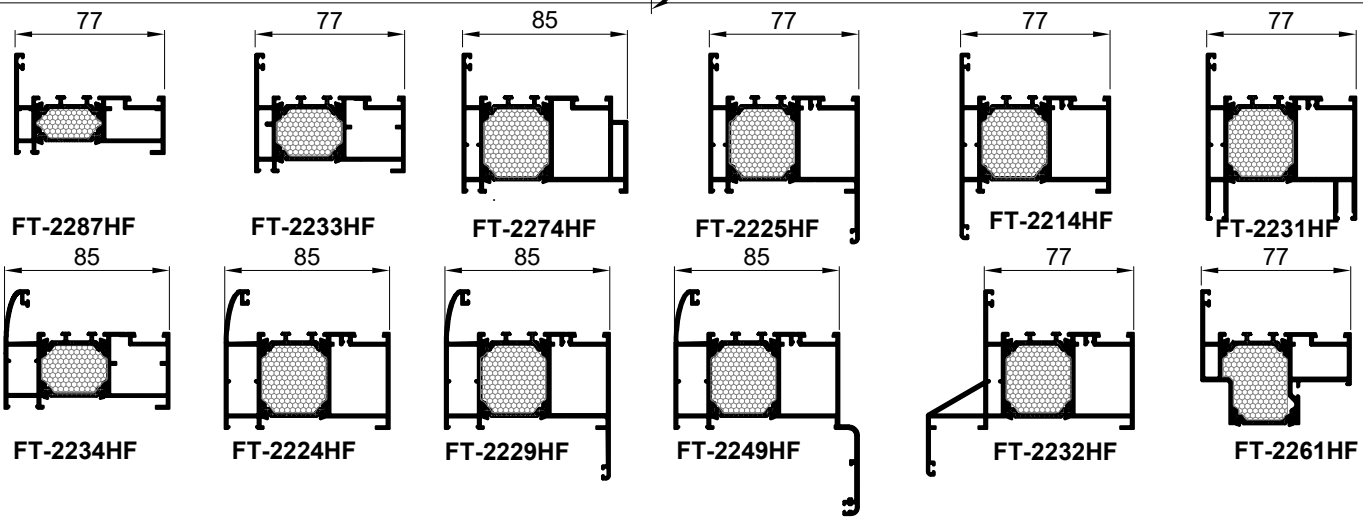
Presjek A-A
Cross-section A-A

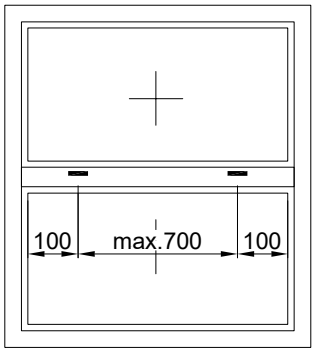






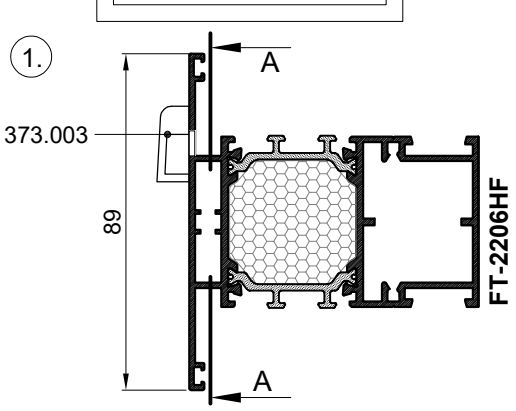
OBRADA PROFILA JE ISTA I ZA PROFILE:
PROFILE PROCESSING IS THE SAME FOR PROFILES:

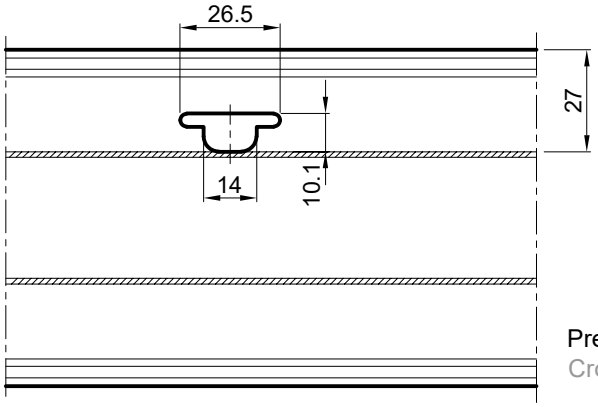




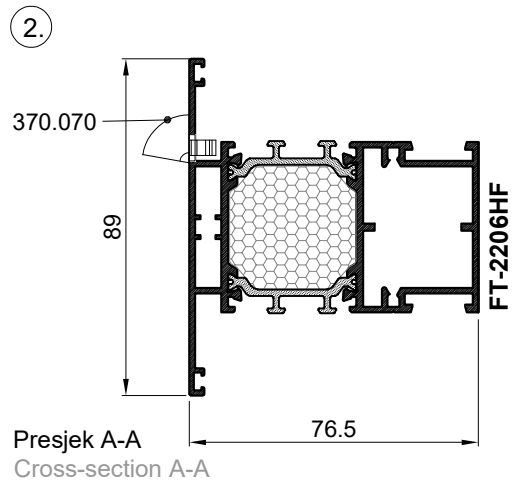
OBRADA NA PROFILU PREČKE FT-2206HF ZA ODVOD KAPLJEVINA
PROCESSING OF FRAME PROFILE FT-2206HF FOR WATER DRAINAGE

1. obrada FT-2206HF
   Alat: štanca S1, 373.003- pvc maska za drenažni otvor
   - processing of FT-2206H
   Tool: Metal punching machine S1, 373.003- pvc mask for drainage hole
2. obrada FT-2206HF
   Alat: vretenasto glodalo Ø7, 370.070- pvc maska za drenažni otvor
   - processing of FT-2206H
   Tool: end mill Ø7, 370.070- pvc mask for drainage hole

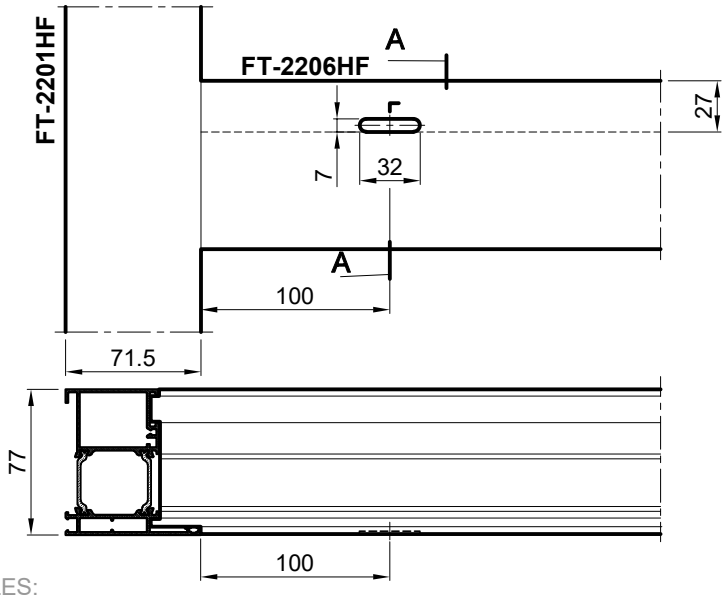




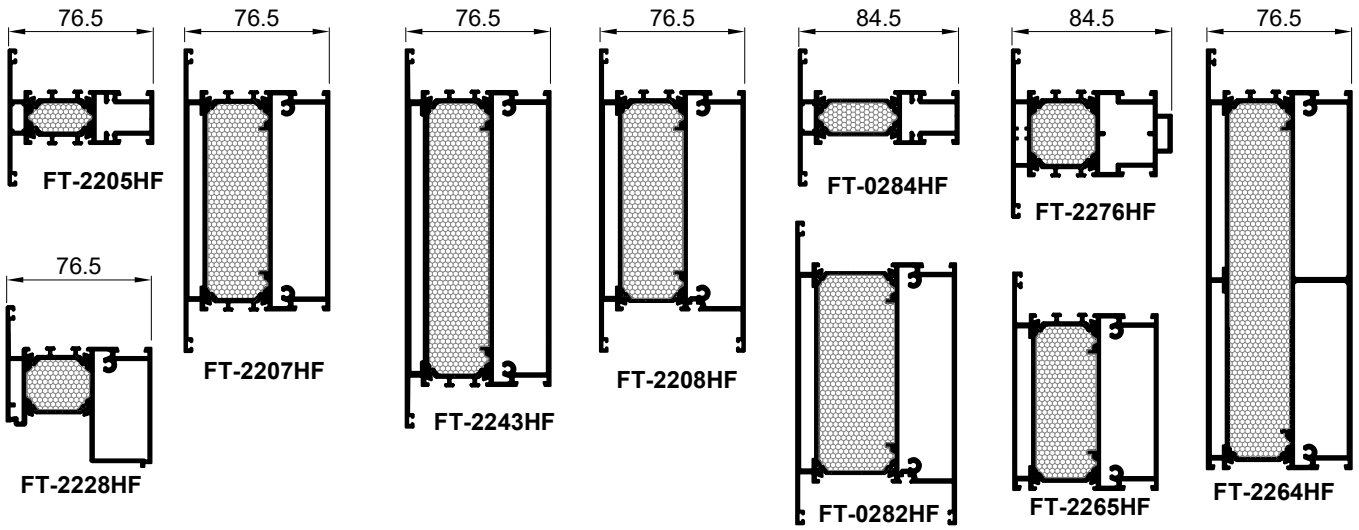
Presjek A-A
Cross-section A-A

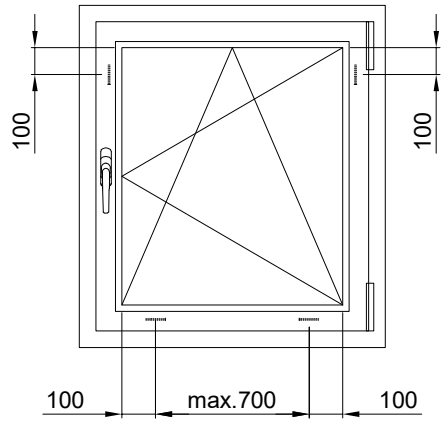


Presjek A-A
Cross-section A-A



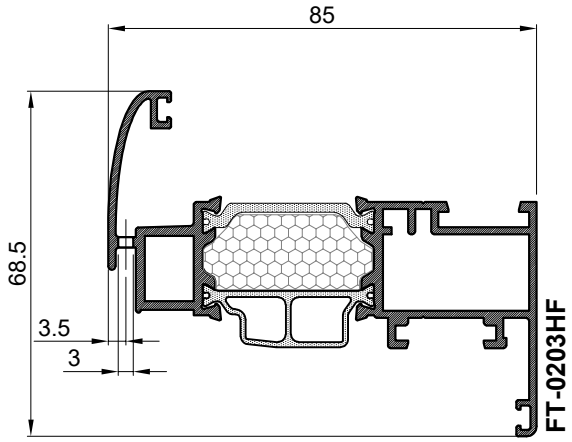
OBRADA PROFILA JE ISTA I ZA PROFILE:
PROFILE PROCESSING IS THE SAME FOR PROFILES:

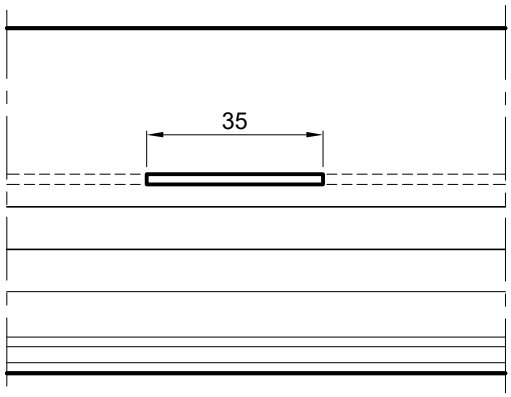


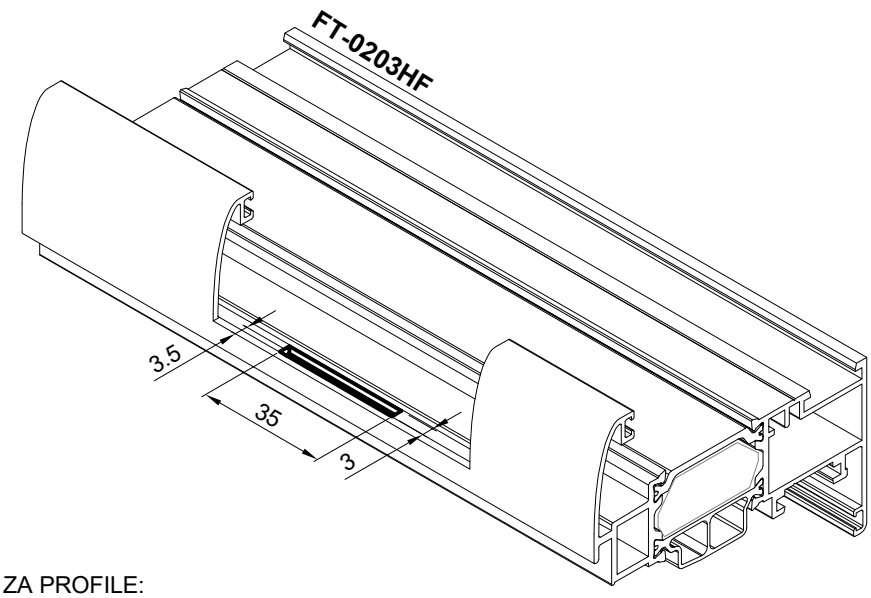


OBRADA NA PROFILU KRILA PROZORA
RADI ODVODA KAPLJEVINA I VENTILIRANJA PROZORA
-obrada donjeg i okomitih pojasa krila (štancanjem iz dva prolaza)
-obrada na štanci S1
-uslijed probijenih otvora unutar prozora dolazi do uspostave strujanja zraka i isušivanja mogućih kapljevina

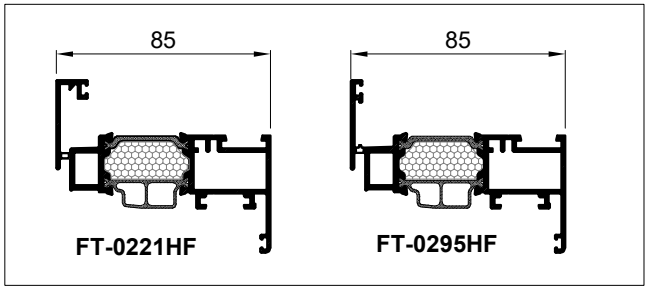
PROCESSING ON SASH PROFILE FOR DRAINAGE AND VENTILATION
-processing of lower and vertical zones on sash (two pass punching)
-processing on punch S1
-due to punched openings in the window, air ventilation is established that dries possible liquids

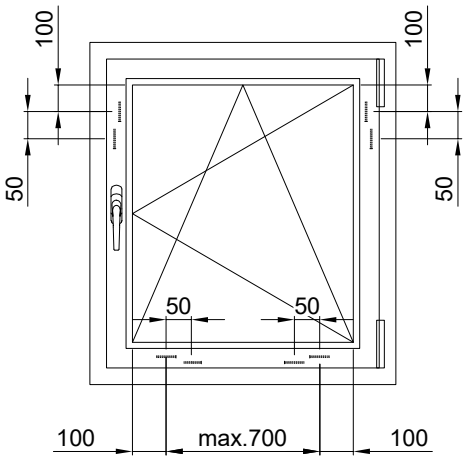






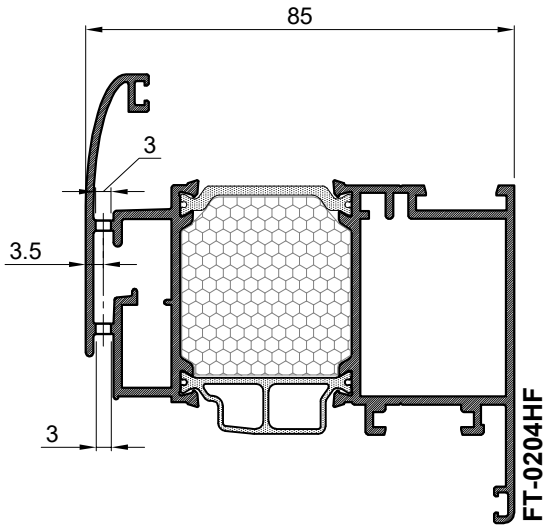
OBRADA PROFILA JE ISTA I ZA PROFILE:
PROFILE PROCESSING IS THE SAME FOR PROFILES:

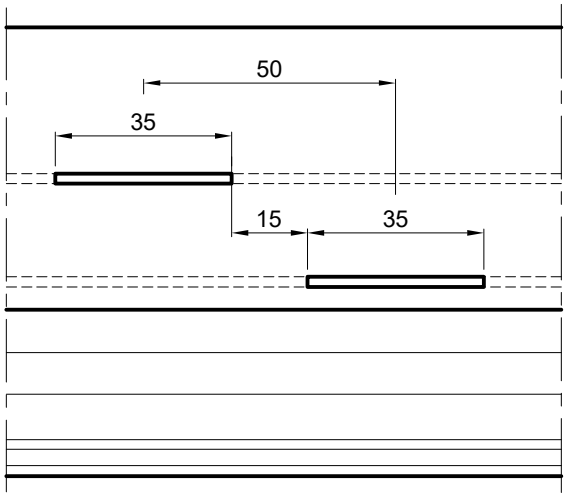


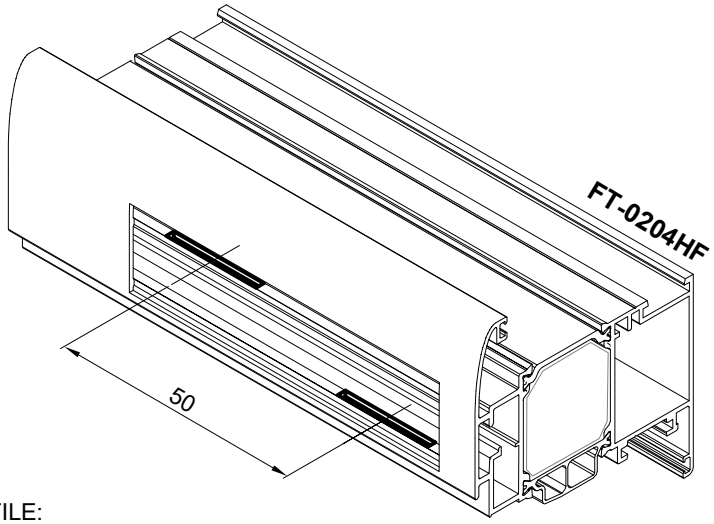


OBRADA NA PROFILU KRILA PROZORA RADI ODVODA KAPLJEVINA I VENTILIRANJA PROZORA
-obrada donjeg i okomitih pojasa krila (štancanjem iz dva prolaza)
-obrada na štanci S9
-uslijed probijenih otvora unutar prozora dolazi do uspostave strujanja zraka i isušivanja mogućih kapljevina

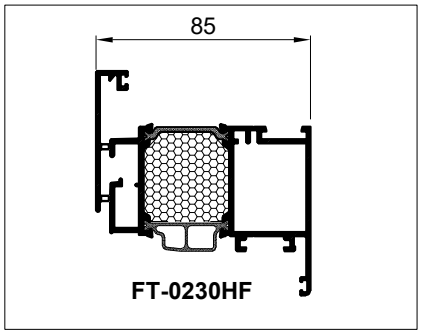
PROCESSING ON SASH PROFILE FOR DRAINAGE AND VENTILATION
-processing of lower and vertical zones on sash (two pass punching)
-processing on punch S9
-due to punched openings in the window, air ventilation is established that dries possible liquids



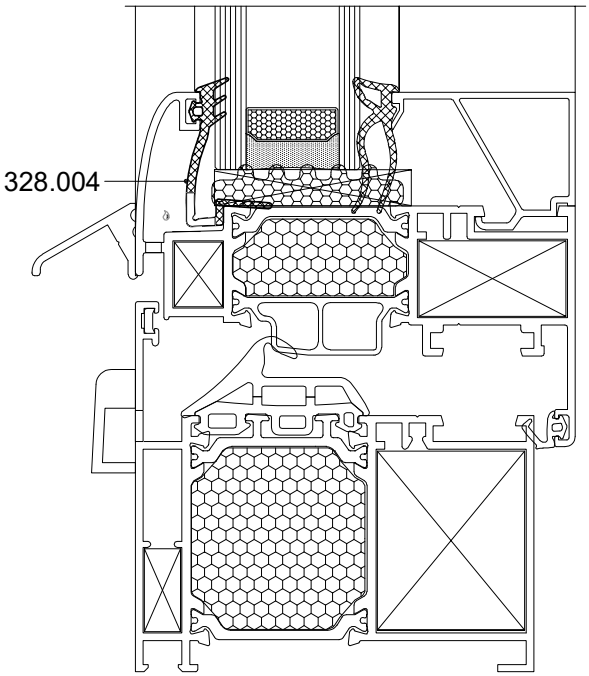


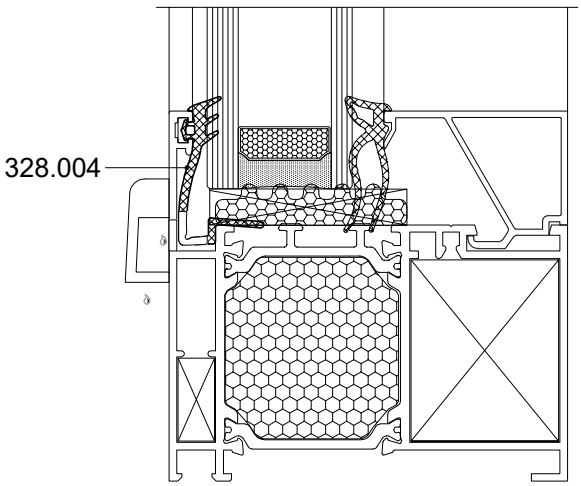


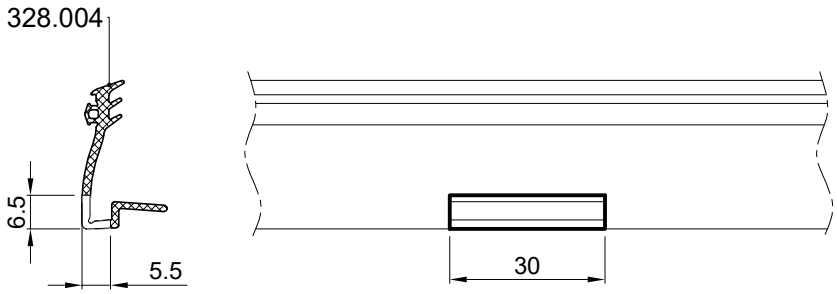
OBRADA PROFILA JE ISTA I ZA PROFILE:
PROFILE PROCESSING IS THE SAME FOR PROFILES:

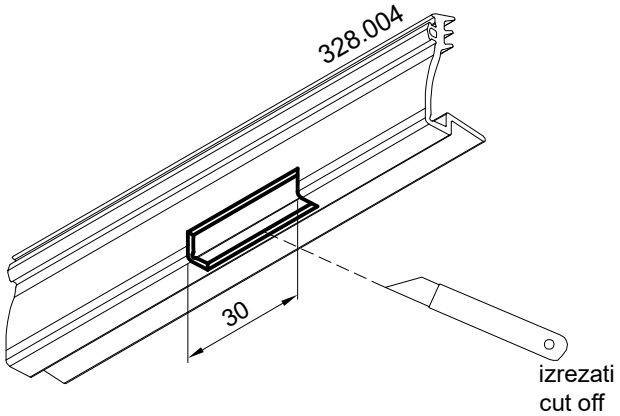


OBRADA BRTVE 328.004
-obrada brtve u donjem pojasu prozora radi odvoda kapljevina
-otvore na brtvi izrezati svakih 300 mm
PROCESSING OF GASKET 328.004
-processing of gasket in lower zone of the window for drainage
-open the gasket every 300 mm

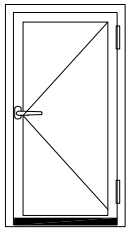


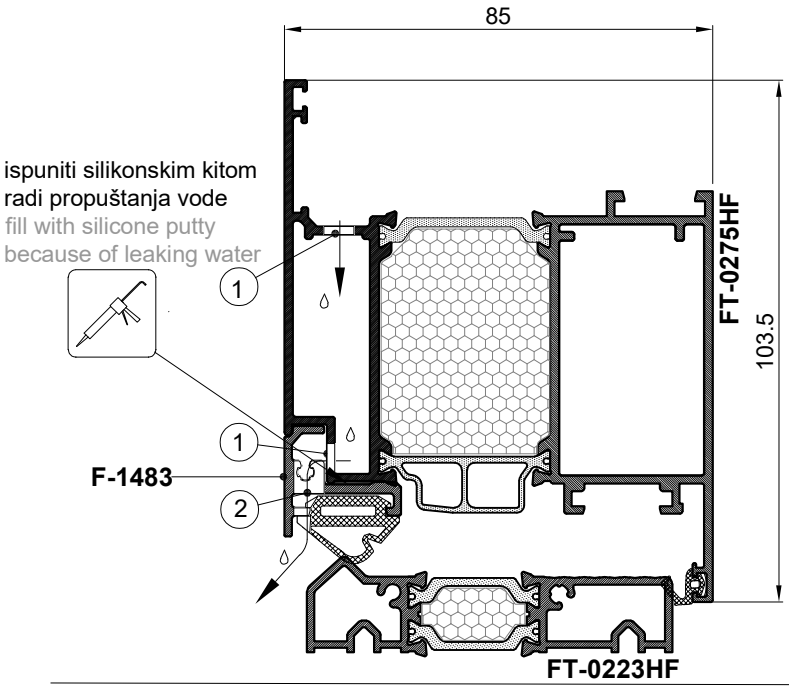






ODVOD KAPLJEVINA IZ KRILA VRATA (otvaranje unutra)
DRAINAGE FROM DOOR SASH(inside opening)

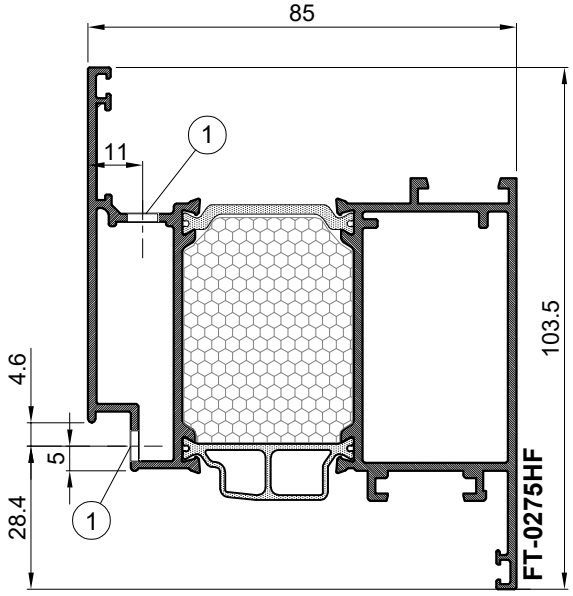




① = 6 x 25

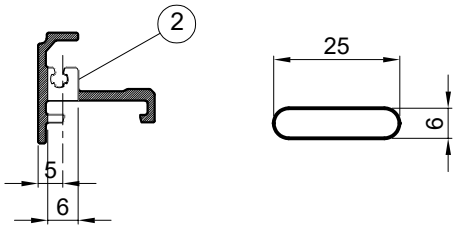
② = 6 x 25

OBRADA PROFILA KRILA FT-0275HF
PROCESSING OF SASH PROFILE FT-0275HF



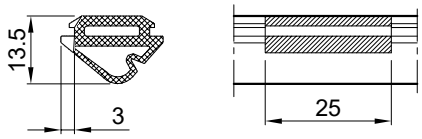
- Obradu raditi vretenastim glodalom, max.700 mm (minimalno dva po krilu) -100 mm od kraja unutarnje kote profila krila
- Process with end mill max. 700 mm (min. two places per sash) -100 mm from the end of inside dimension of sash profile

OBRADA PROFILA F-1483
PROCESSING OF PROFILE F-1483



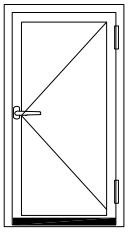
- Obradu raditi vretenastim glodalom, max.700 mm (minimalno dva po krilu) -170 mm od kraja
- Process with end mill, max. 700 mm (min. two per sash) -170 mm from the end

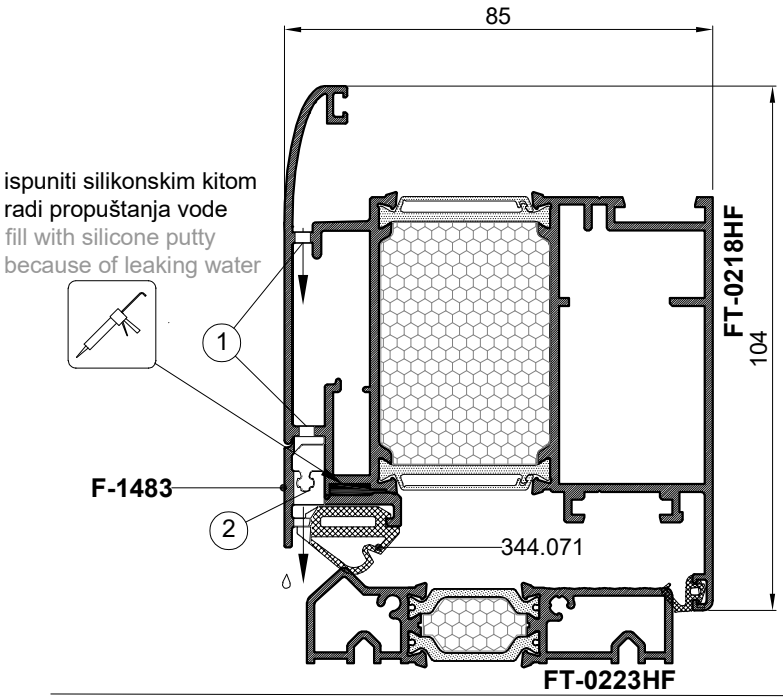
OBRADA BRTVE 344.071
PROCESSING OF GASKET 344.071



- Brtvu rezati na mjestu obrade profila F-1483
- Notch the gasket at the profile F-1483 processing site

ODVOD KAPLJEVINA IZ KRILA VRATA (otvaranje unutra)
DRAINAGE FROM DOOR SASH(inside opening)

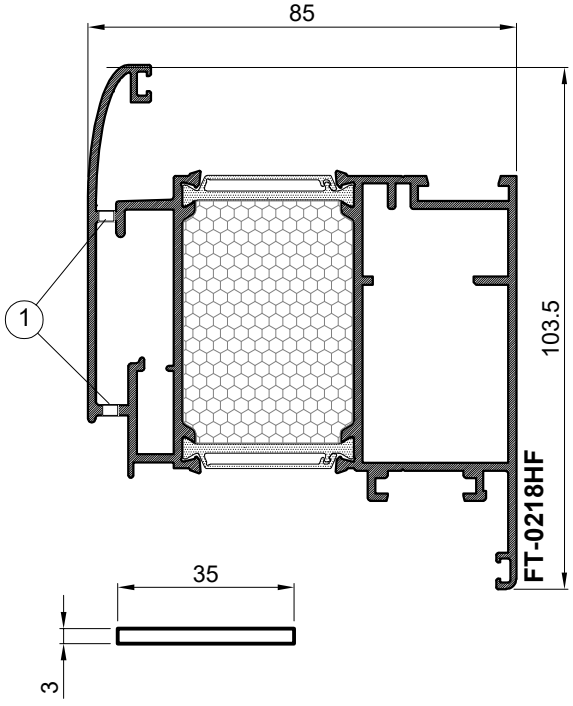




1 obrada na štanci S9
processing on bracket S9

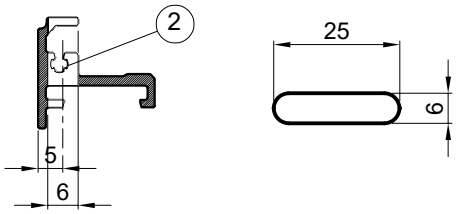
2 = 6 x 25

OBRADA PROFILA KRILA FT-0218HF
PROCESSING OF SASH PROFILE FT-0218HF



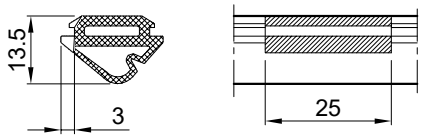
- Obradu raditi na štanci S9
- Processing work on bracket S9

OBRADA PROFILA F-1483
PROCESSING OF PROFILE F-1483



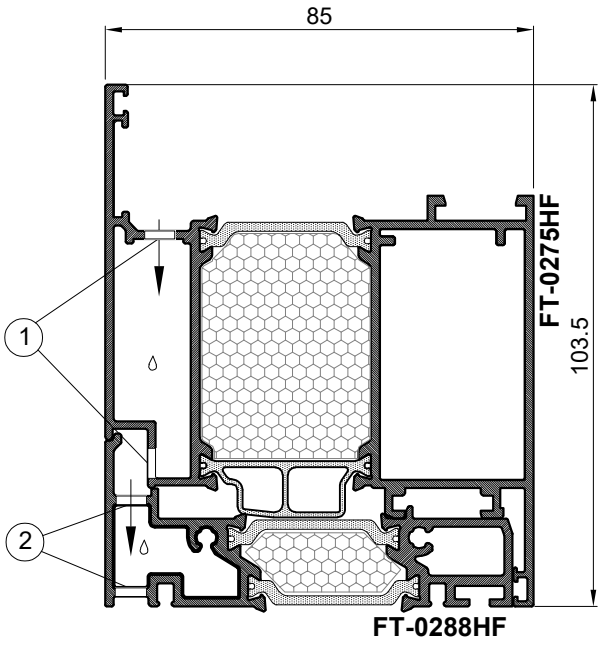
- Obradu raditi vretenastim glodalom, max.700 mm (minimalno dva po krilu) -220 mm od kraja
- Process with end mill, max.700 mm (min. two per sash) -220 mm from the end

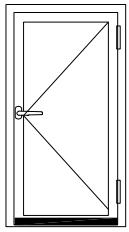
OBRADA BRTVE 344.071
PROCESSING OF GASKET 344.071



- Brtvu rezati na mjestu obrade profila F-1483
- Notch the gasket at the profile F-1483 processing site

ODVOD KAPLJEVINA IZ KRILA VRATA (otvaranje unutra)
DRAINAGE FROM DOOR SASH(inside opening)

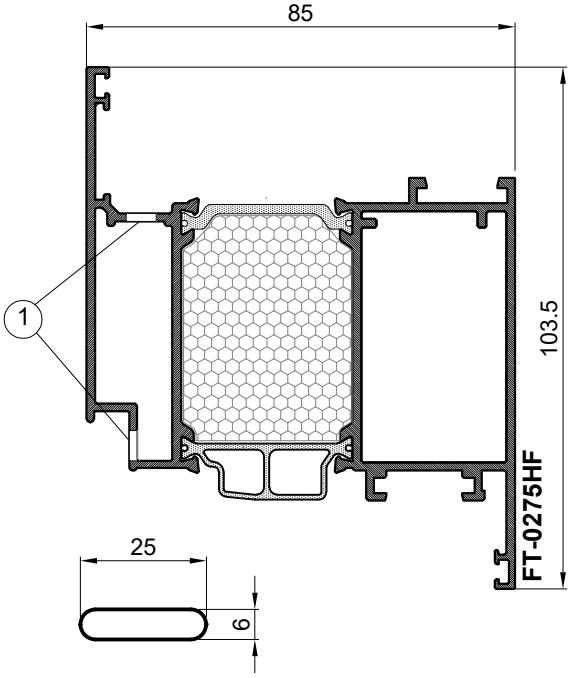




1 obrada na štanci S9
processing on bracket S9

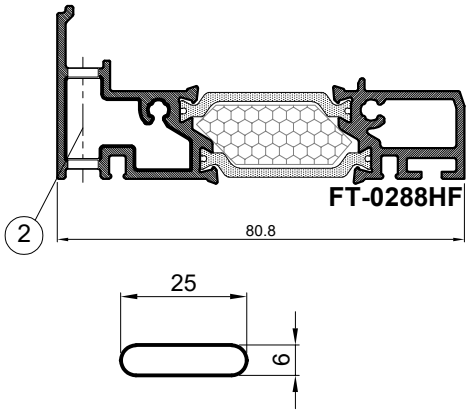
2 = 6 x 25

OBRADA PROFILA KRILA FT-0218HF
PROCESSING OF SASH PROFILE FT-0218HF



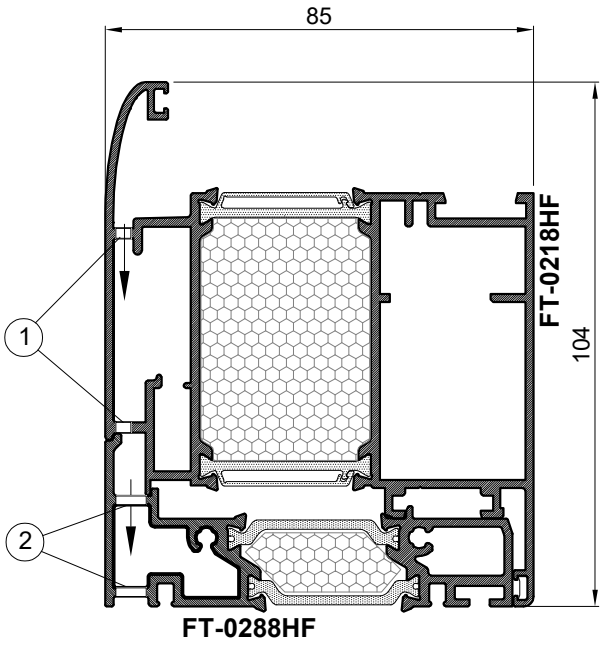
- Obradu raditi vretenastim glodalom, max.700 mm (minimalno dva po krilu) -100 mm od kraja unutarnje kote profila krila
- Process with end mill max. 700 mm (min. two places per sash) -100 mm from the end of inside dimension of sash profile

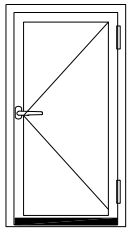
OBRADA PROFILA FT-0288HF
PROCESSING OF PROFILE FT-0288HF



- Obradu raditi vretenastim glodalom, max.700 mm (minimalno dva po krilu) -165 mm od kraja
- Process with end mill, max.700 mm (min. two per sash) -165 mm from the end

ODVOD KAPLJEVINA IZ KRILA VRATA (otvaranje unutra)
DRAINAGE FROM DOOR SASH(inside opening)

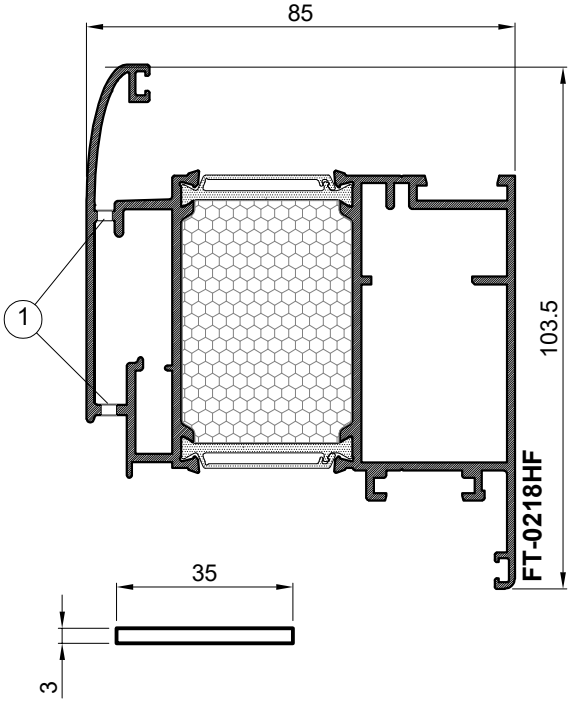




① obrada na štanci S9
processing on bracket S9

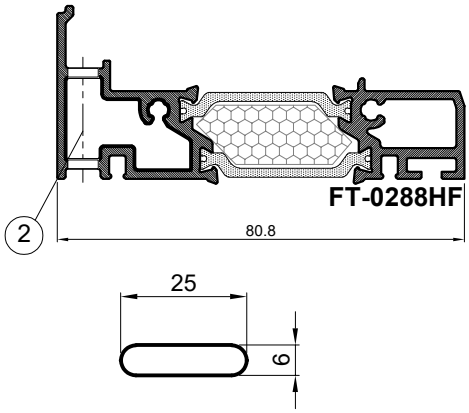
② = 6 x 25

OBRADA PROFILA KRILA FT-0218HF
PROCESSING OF SASH PROFILE FT-0218HF



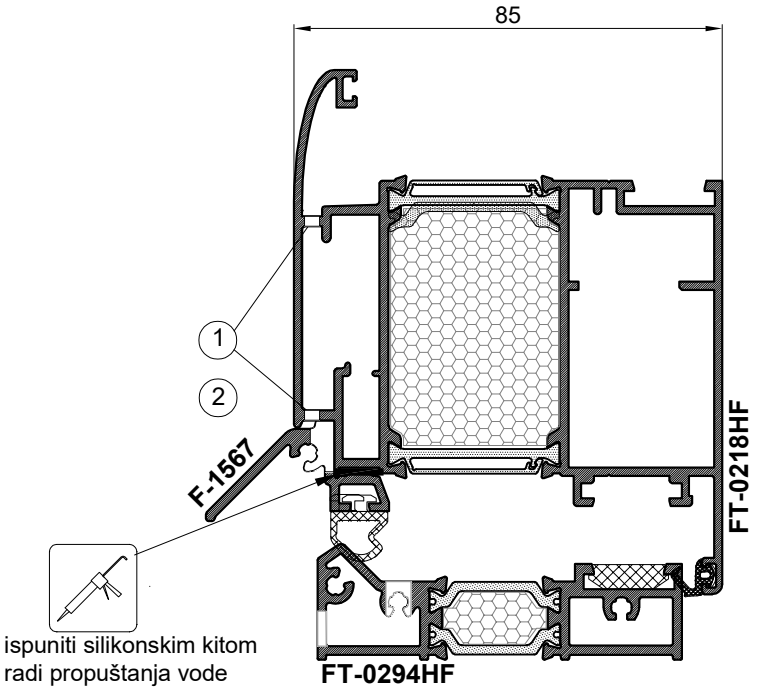
- Obradu raditi na štanci S9
- Processing work on bracket S9

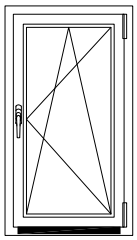
OBRADA PROFILA FT-0288HF
PROCESSING OF PROFILE FT-0288HF



- Obradu raditi vretenastim glodalom, max.700 mm (minimalno dva po krilu) -215 mm od kraja
- Process with end mill, max.700 mm (min. two per sash) -215 mm from the end

ODVOD KAPLJEVINA IZ KRILA VRATA (otvaranje unutra)
DRAINAGE FROM DOOR SASH (inside opening)



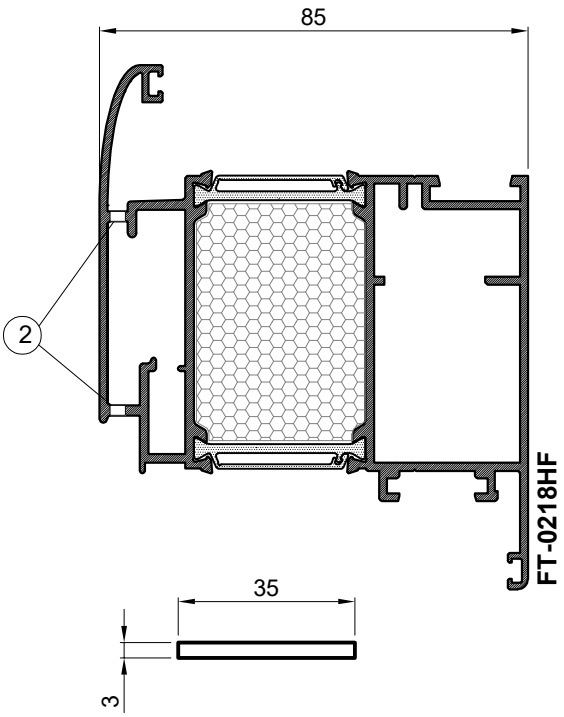


1 obrada na štanci S9
processing on bracket S9

2 obrada processing

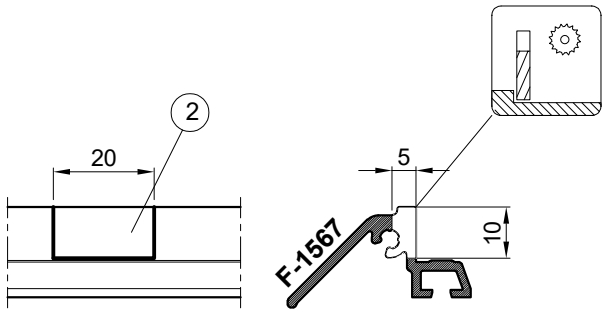
ispuniti silikonskim kitom
radi propuštanja vode
fill with silicone putty
because of leaking water

OBRADA PROFILA KRILA FT-0218HF
PROCESSING OF SASH PROFILE FT-0218HF



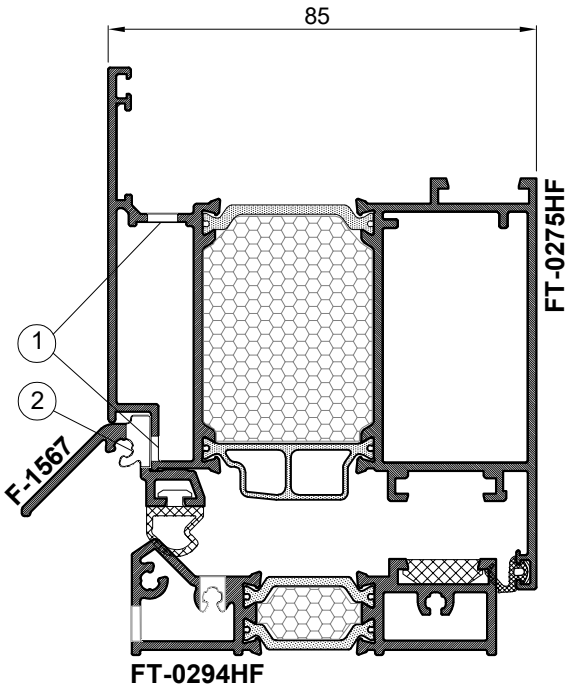
- Obradu raditi na štanci S9
- Processing work on bracket S9

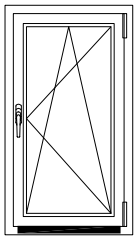
OBRADA PROFILA F-1567
PROCESSING OF PROFILE F-1567



- Obradu raditi vretenastim glodalom, max.700 mm (minimalno dva po krilu) -200 mm od kraja
- Process with end mill, max.700 mm (min. two per sash) -200 mm from the end

ODVOD KAPLJEVINA IZ KRILA VRATA (otvaranje unutra)
DRAINAGE FROM DOOR SASH(inside opening)

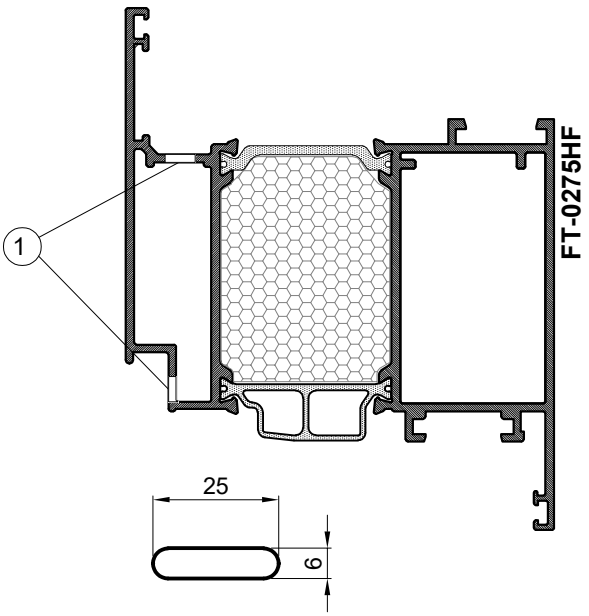




1 obrada processing

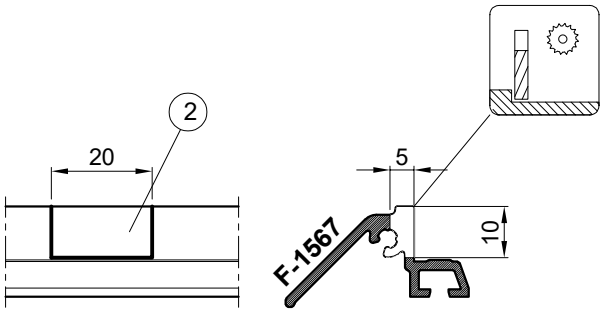
2 obrada processing

OBRADA PROFILA KRILA FT-0275HF
PROCESSING OF SASH PROFILE FT-0275HF



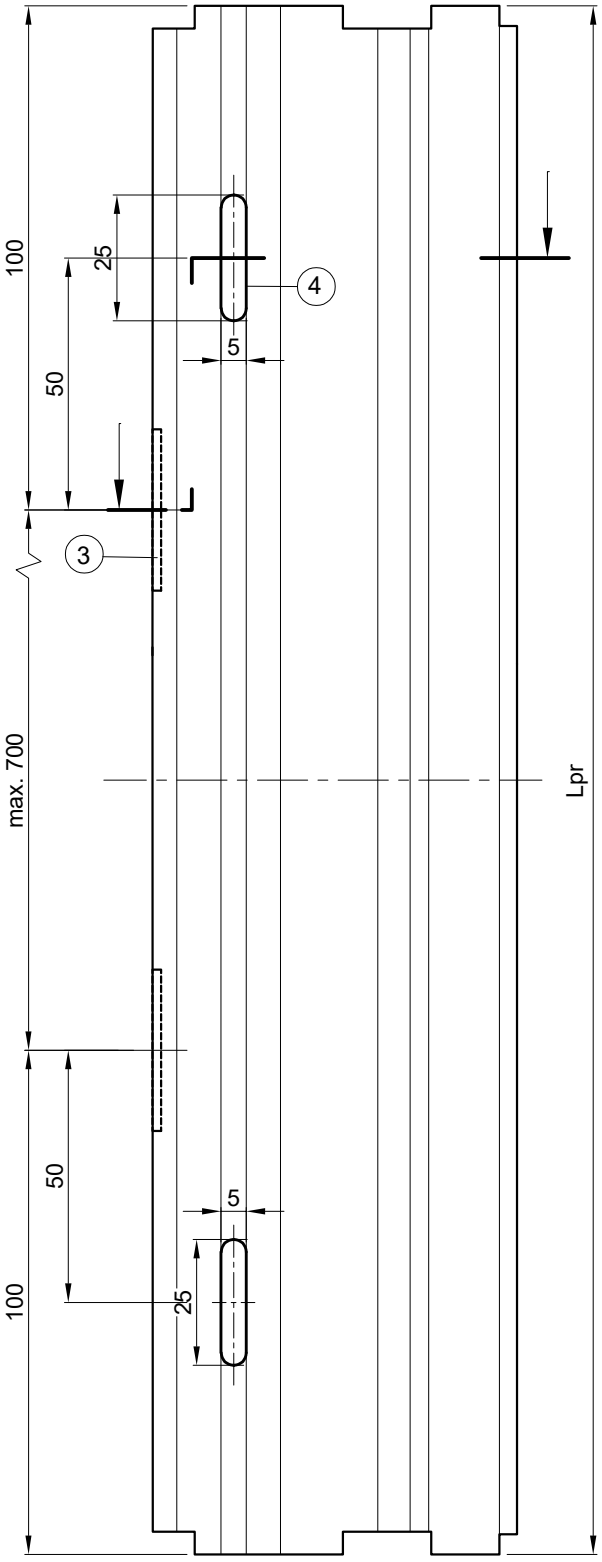
- Obradu raditi vretenastim glodalom
na razmaku max.700 mm (minimalno dva po krilu),
100 mm od kraja unutarnje kote profila krila
- Process with end mill
max. 700 mm (min. two places per sash)
100 mm from the end of inside dimension of sash profile

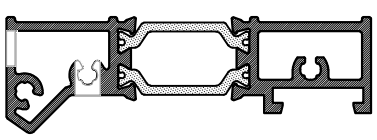
OBRADA PROFILA F-1567
PROCESSING OF PROFILE F-1567



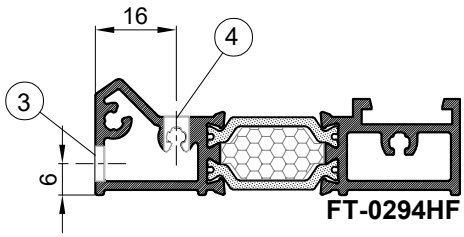
- Obradu raditi vretenastim glodalom, max.700 mm (minimalno dva po krilu) -165 mm od kraja
- Process with end mill, max.700 mm (min. two per sash) -165 mm from the end

OBRADA PROFILA PRAGA FT-0294H ZA IZVOD KAPLJEVINA
PROCESSING OF THRESHOLD PROFILE FT-0294H FOR EXTRACTION OF LIQUIDS

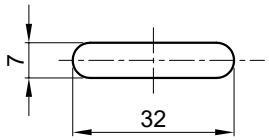




PRESJEK

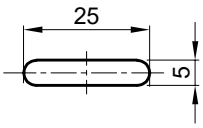


Obrada Processing (3)



- Obrada na profilu praga (glodanjem), (žlijeb 32x7)
  Alat: vretenasto glodalo Ø7
- Processing on the threshold profile (milling), (groove 32x7)
  Tool: Spindle cutter Ø7

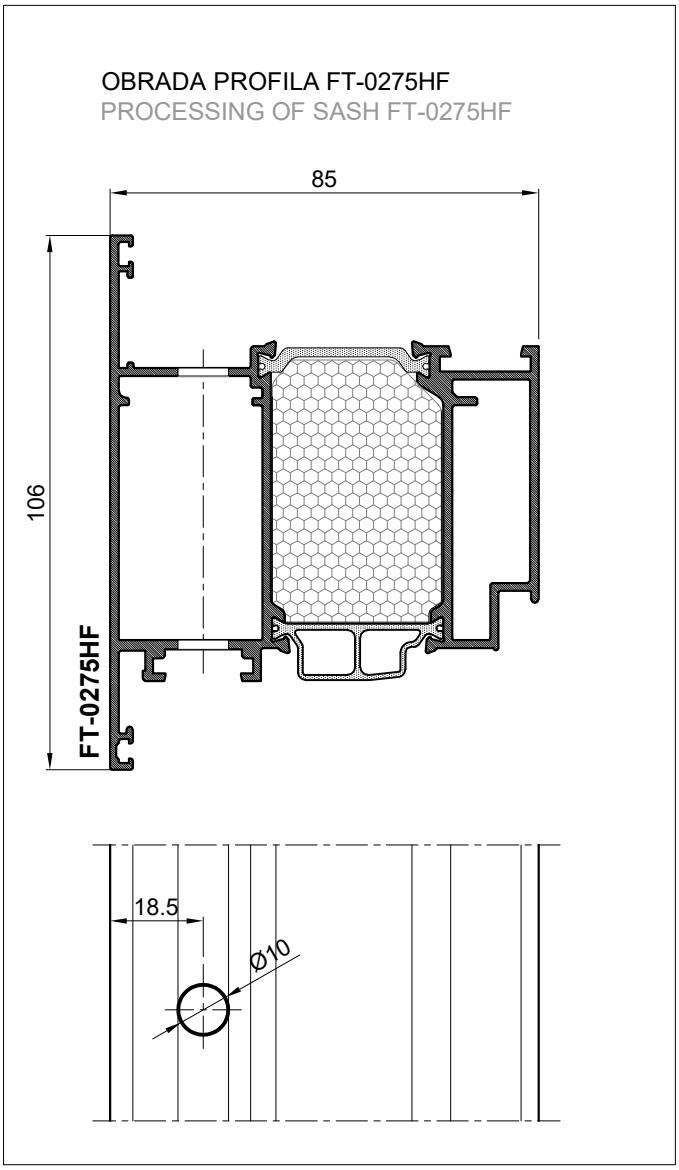
Obrada Processing (4)

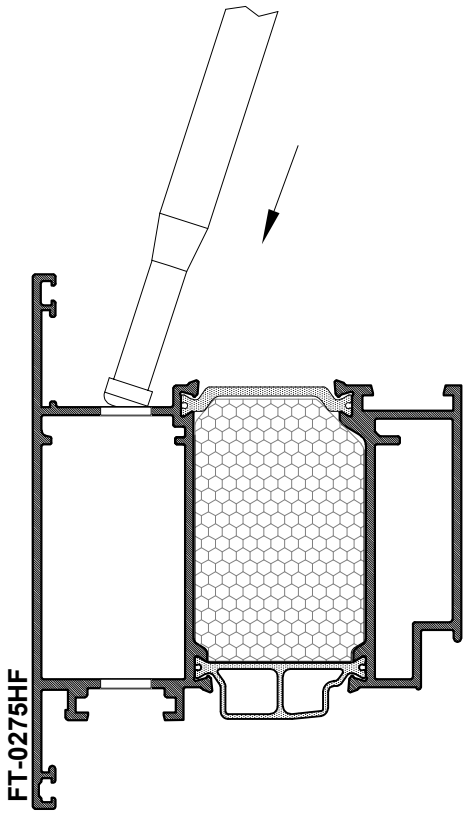


- Obrada na profilu praga (glodanjem), (žlijeb 25x5)
  Alat: vretenasto glodalo Ø5
- Processing on the threshold profile (milling), (groove 25x5)
  Tool: Spindle cutter Ø5

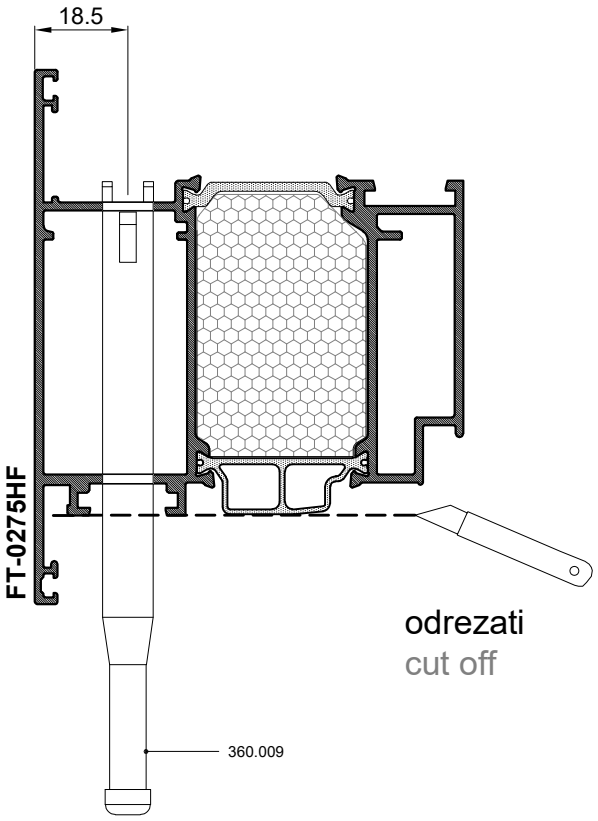
UGRADNJA MONODRAIN CJEVČICE 360.009
MONTAGE OF MONODRAIN TUBULE 360.009

OBRADA PROFILA FT-0275HF
PROCESSING OF SASH FT-0275HF



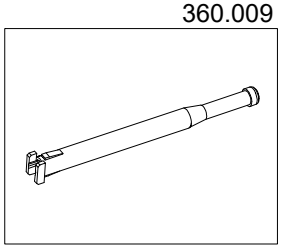


Obrada za ugradnju monodrain cjevčice 360.009
-rupa Ø10, max.700 mm (min.dva po krilu), 100 mm od kraja
Processing for installation of monodrain tubular 360.009
-hole Ø10, max.700 mm (min.two on sash), 100 mm form end

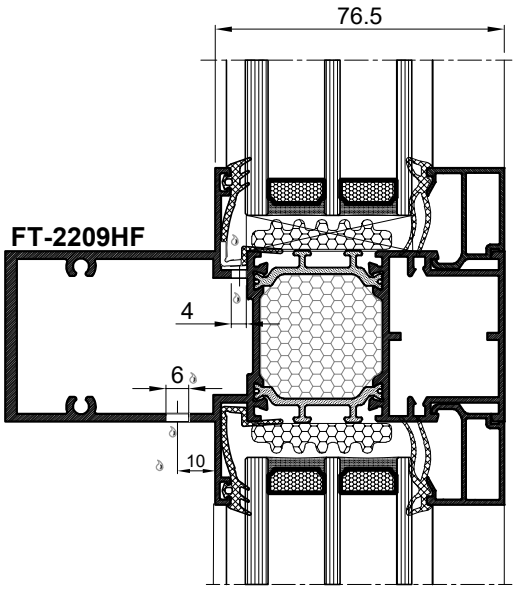


odrezati
cut off

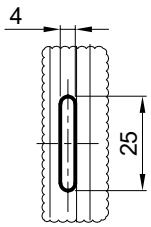
360.009

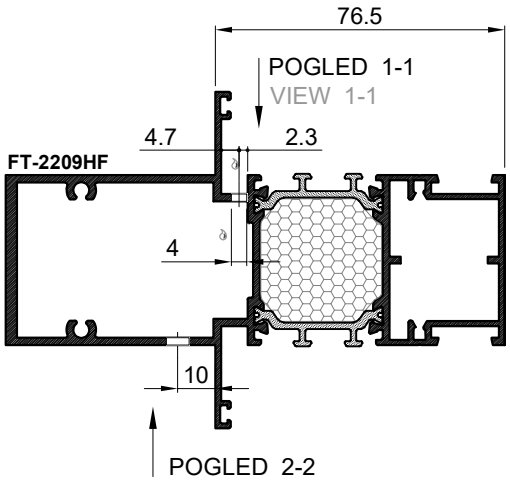


OBRADE ZA ODVOD KAPLJEVINA
PROCESSING FOR LIQUID DRAINAGE



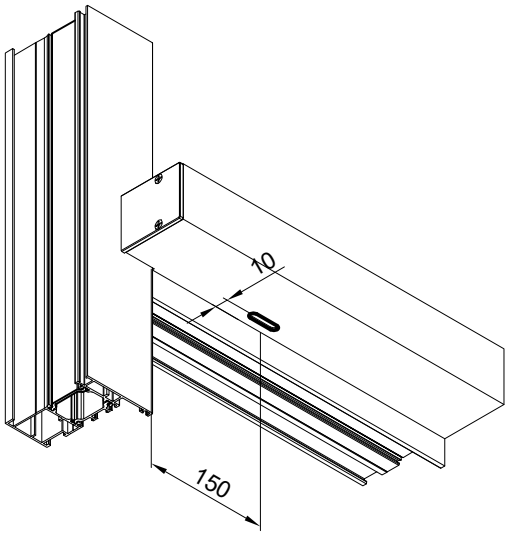
POGLED 1-1
VIEW 1-1



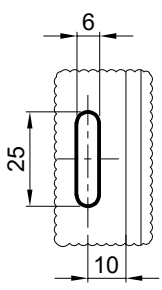


POGLED 2-2
VIEW 2-2

- obradu raditi vretenastim glodalom
- max.700 mm (minimalno dva po krilu)
- 150 mm od spoja sa ramom
- do the processing with a spindle cutter
- max.700 mm (minimum two per wing)
- 150 mm from the joint with the frame




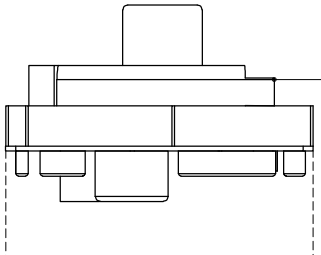
- obradu raditi vretenastim glodalom svakih 700 mm,150 mm od krajeva spoja sa ramom
- do the processing with a spindle cutter every 700 mm, 150 mm from the ends connection with the frame



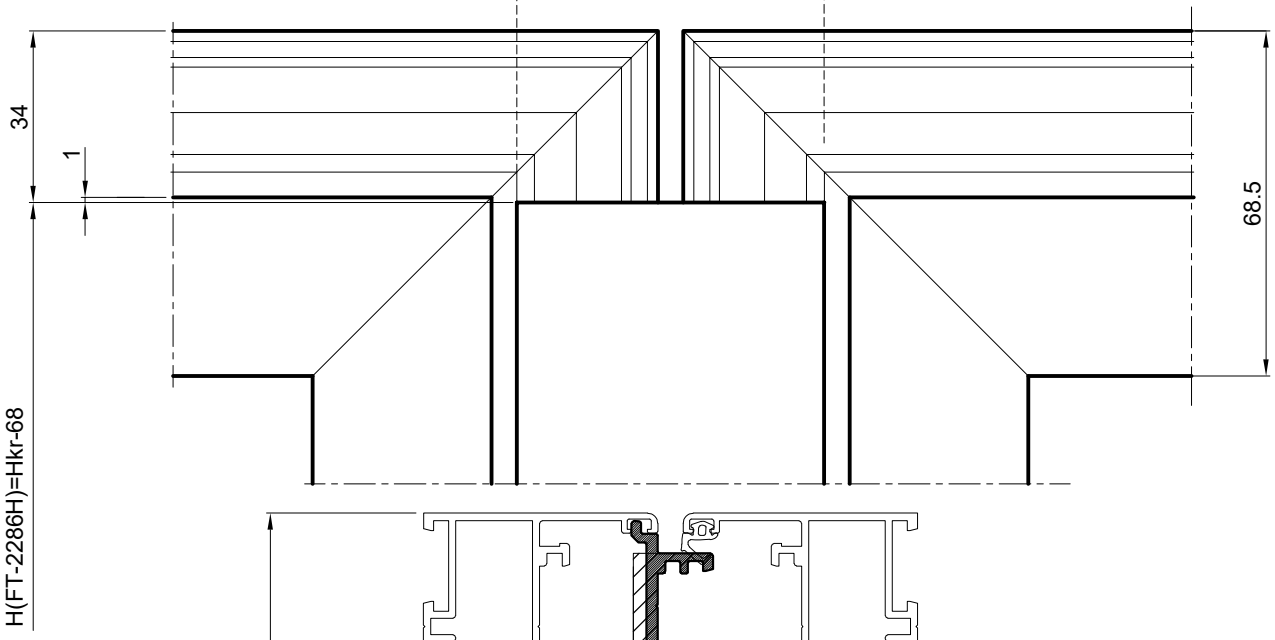
POGLED 2-2
VIEW 2-2

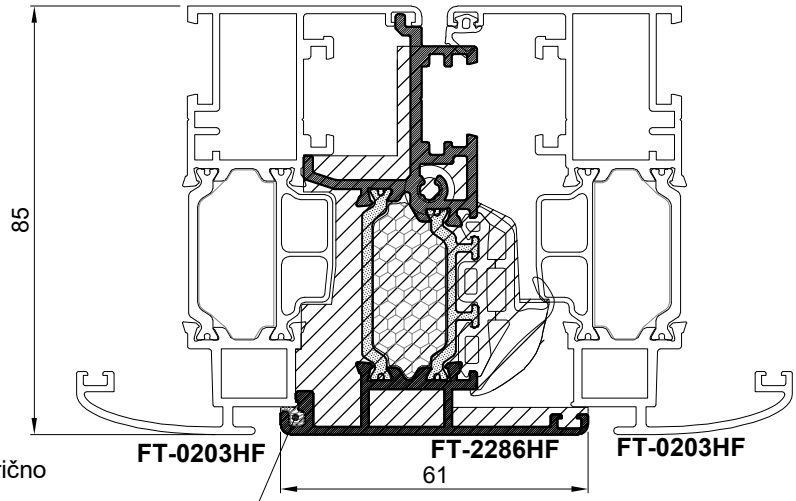
365.062 - UMETAK ZA PROFIL FT-2286HF - ZA KRILO PROZORA
365.062 - INSERT FOR PROFILE FT-2286HF - FOR WINDOW SASH






OTVARANJE UNUTRA
INSIDE OPENING





365.062
-gornji i donji umetak-simetrično
-materijal:tvrda guma
-mjera pilanja profila FT-2286HF
H(FT-2286HF)=Hkr - 68


365.062
-upper and lower insert-symetrical
-material:hard rubber
-cutting length of profile FT-2286HF
H=(FT-2286HF)=Hkr - 68



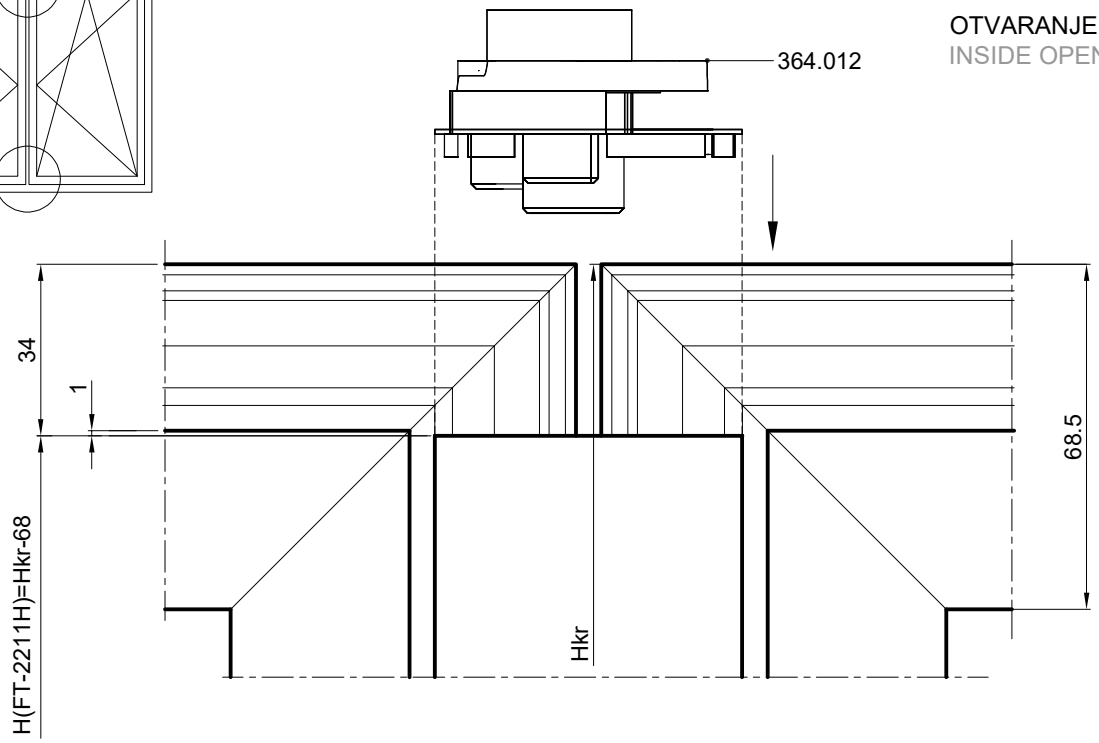


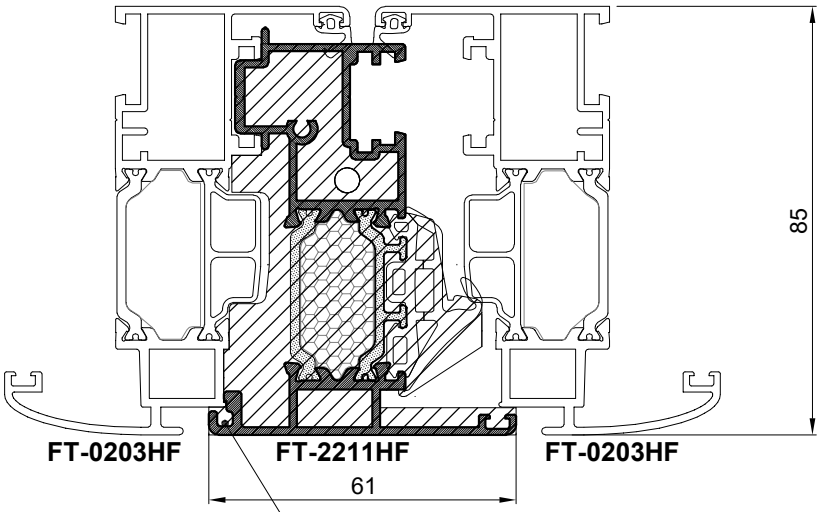
ljepilo za metal
(npr. Teroson MS 939)
metal glue
(eg. Teroson MS 939)

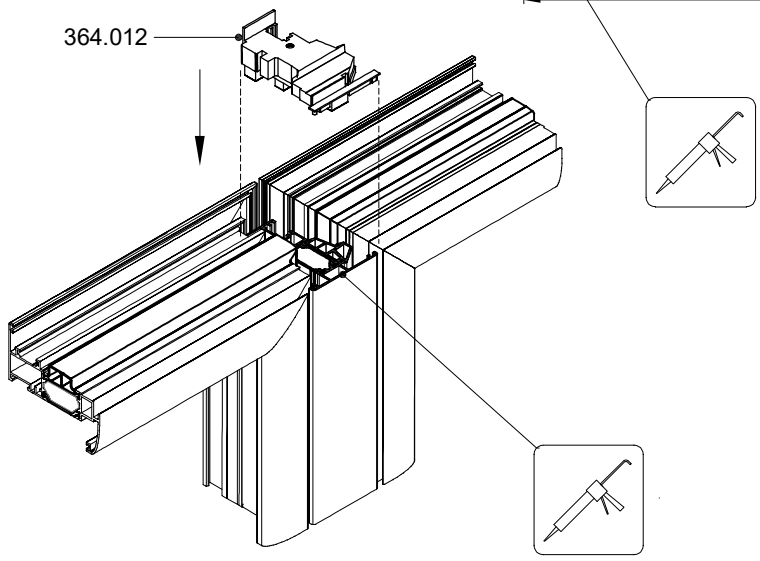
364.012 - UMETAK ZA PROFIL FT-2211HF KOD DVOKRILNOG OTVARANJA
364.012 - INSERT FOR PROFILE FT-2211HF AT DOUBLE SASH OPENING



OTVARANJE UNUTRA
INSIDE OPENING








364.012
-gornji i donji umetak-simetrično
-materijal: tvrda guma
-mjera pilanja profila FT-2211HF
H=Hkr - 68

364.012
-upper and lower insert-symetrical
-material: hard rubber
-cutting length of profile FT-2211HF
H=Hkr - 68

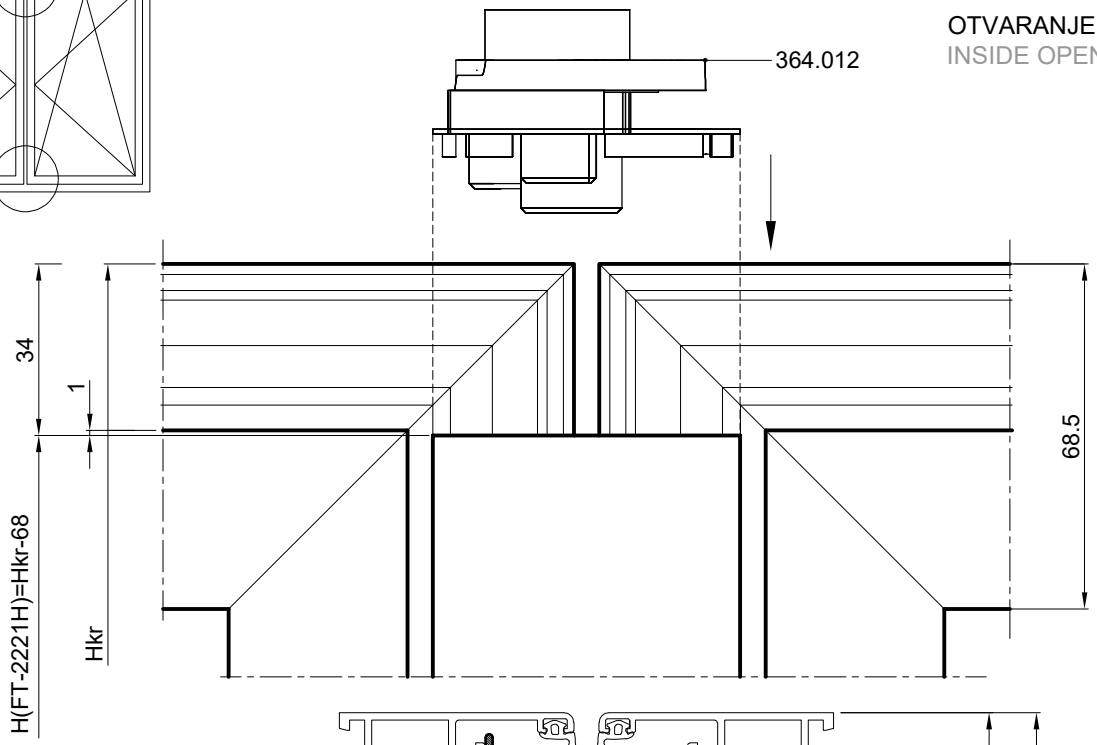


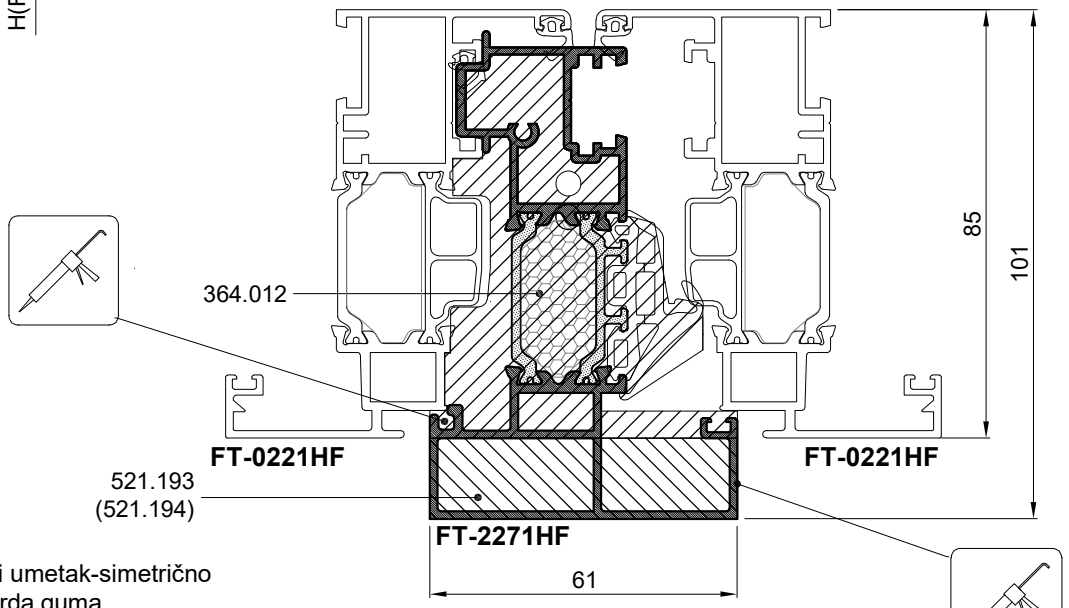
ljepilo za metal
(npr. Teroson MS 939)
metal glue
(eg. Teroson MS 939)

364.012 i 521.193 (521.194) - UMETCI ZA PROFIL FT-2271HF- ZA KRILO PROZORA FT-0221HF
364.012 and 521.193(521.194)- INSERTS FOR PROFILE FT-2271HF - FOR WINDOW SASH FT-0221HF



OTVARANJE UNUTRA
INSIDE OPENING





364.012
-gornji i donji umetak-simetrično
-materijal: tvrda guma
-mjera pilanja profila FT-2271HF
H=Hkr - 68

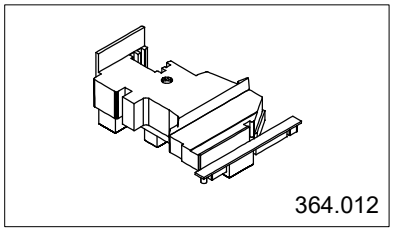
364.012
-upper and lower insert-symetrical
-material: hard rubber
-cutting length of profile FT-2271HF
H=Hkr - 68

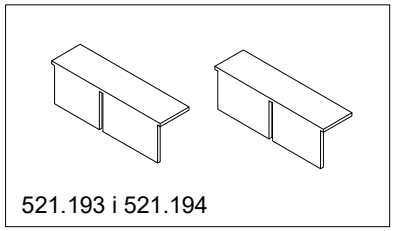
521.193 gornji i **521.194** donji
-gornji i donji umetak-simetrično
-materijal: EN AW-6060

521.193 upper and **521.194** lower
-upper and lower insert-symetrical
-material: EN AW-6060

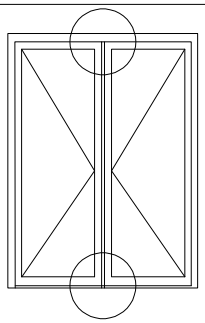


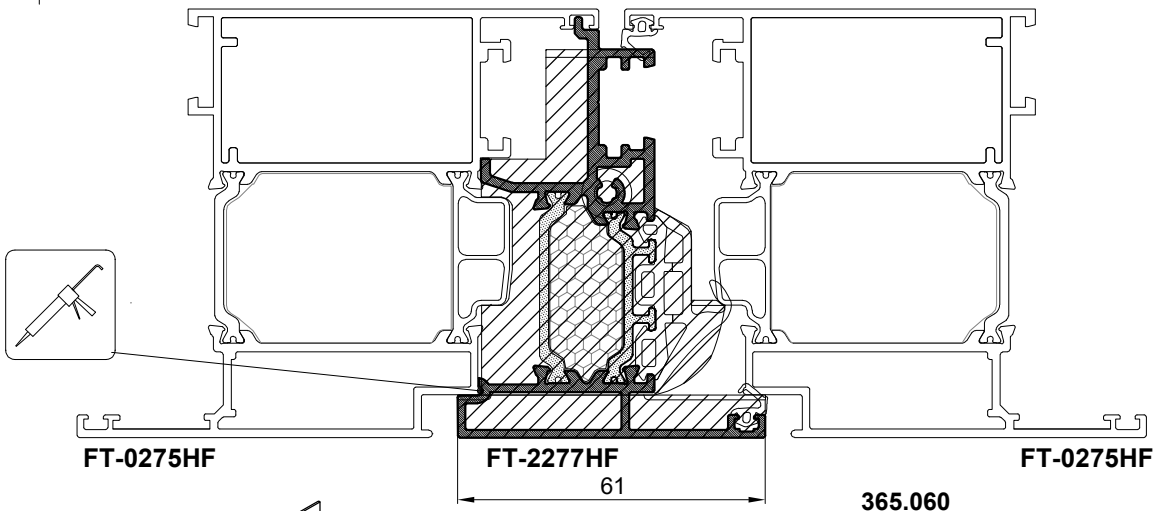
ljepilo za metal
(npr. Teroson MS 939)
metal glue
(eg. Teroson MS 939)

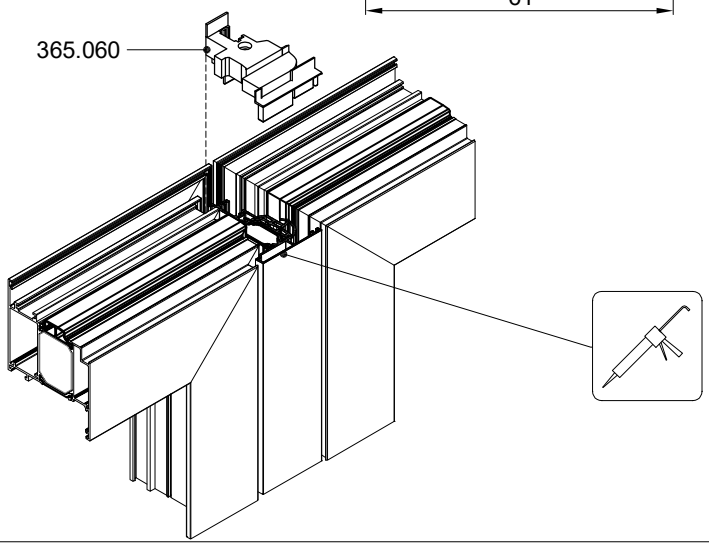




365.060- UMETAK ZA PROFIL FT-2277HF - ZA KRILO VRATA FT-075HF
365.060- INSERT FOR PROFILE FT-2277HF - FOR DOOR SASH FT-0275HF







365.060
-gornji i donji umetak-simetrično
-materijal: tvrda guma
-mjera pilanja profila FT-2277HF
H=Hkr - 68

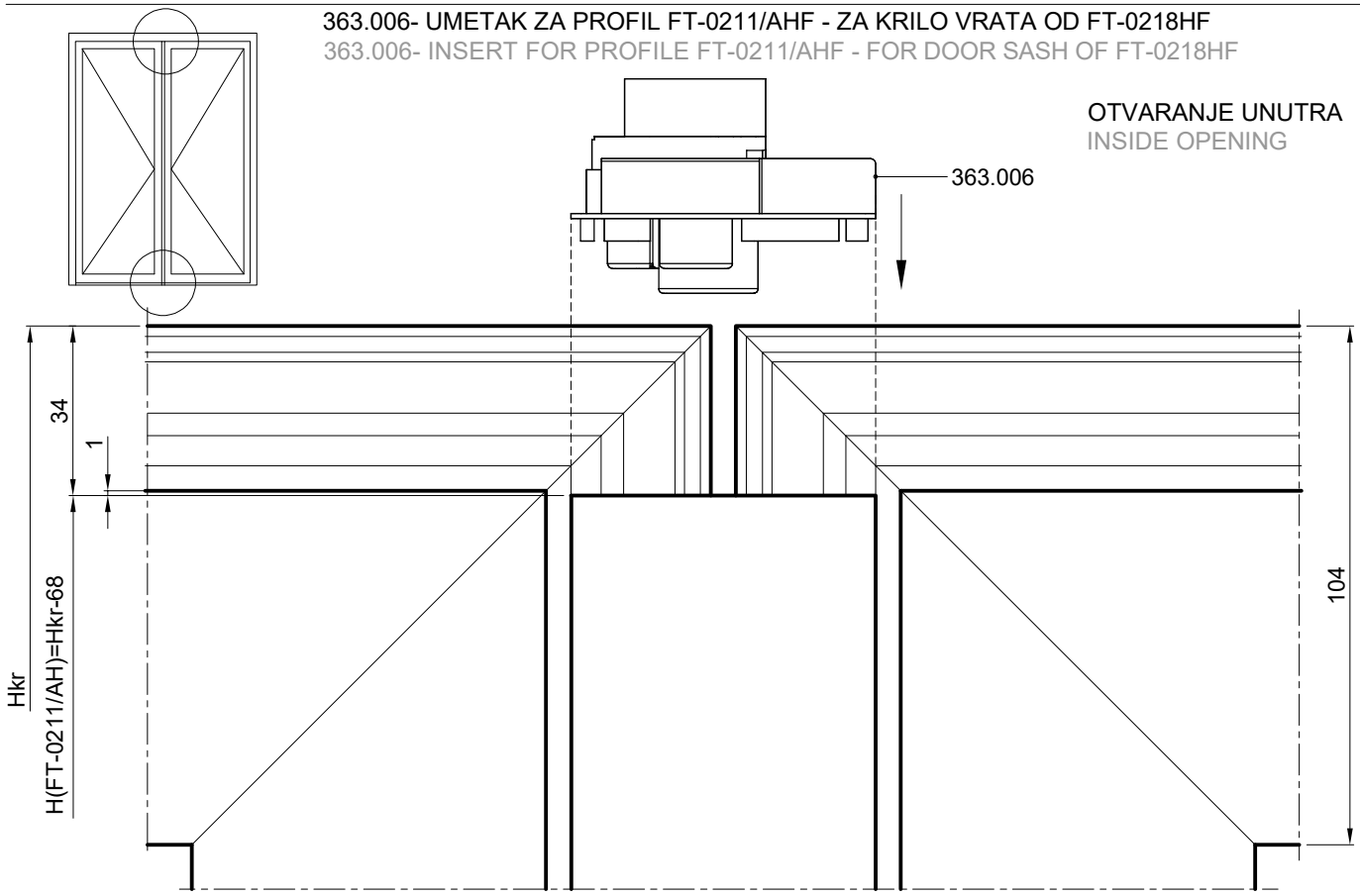
365.060
-upper and lower insert-symetrical
-material:hard rubber
-cutting lenght of profile FT-2277HF
H=Hsh - 68

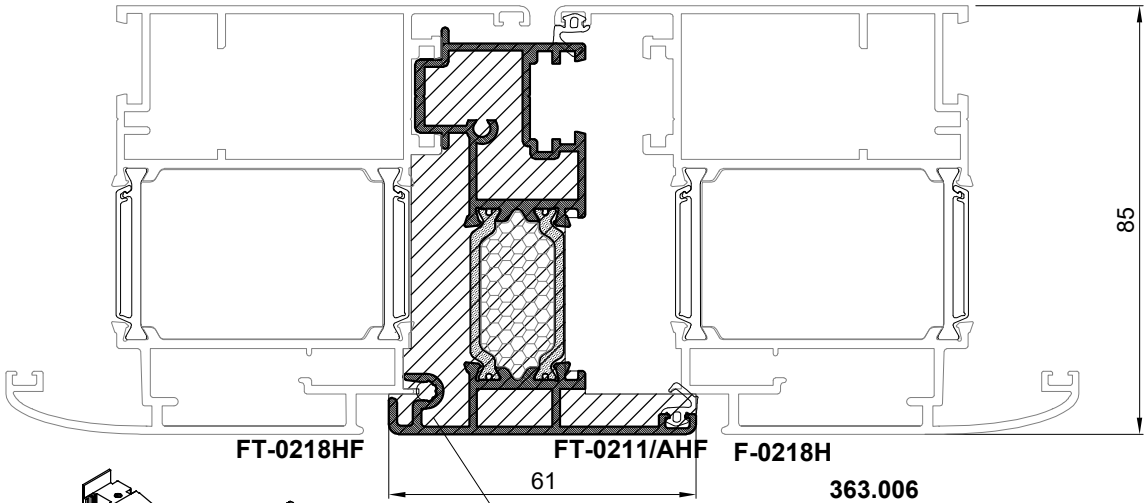


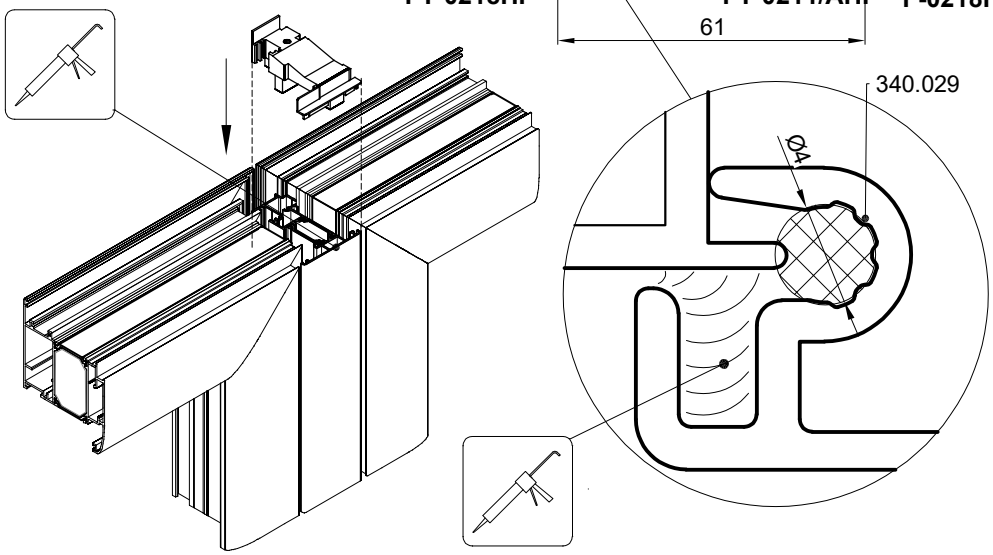
ljepilo za metal
(npr. Teroson MS 939)
metal glue
(eg. Teroson MS 939)

363.006- UMETAK ZA PROFIL FT-0211/AHF - ZA KRILO VRATA OD FT-0218HF
363.006- INSERT FOR PROFILE FT-0211/AHF - FOR DOOR SASH OF FT-0218HF

OTVARANJE UNUTRA
INSIDE OPENING







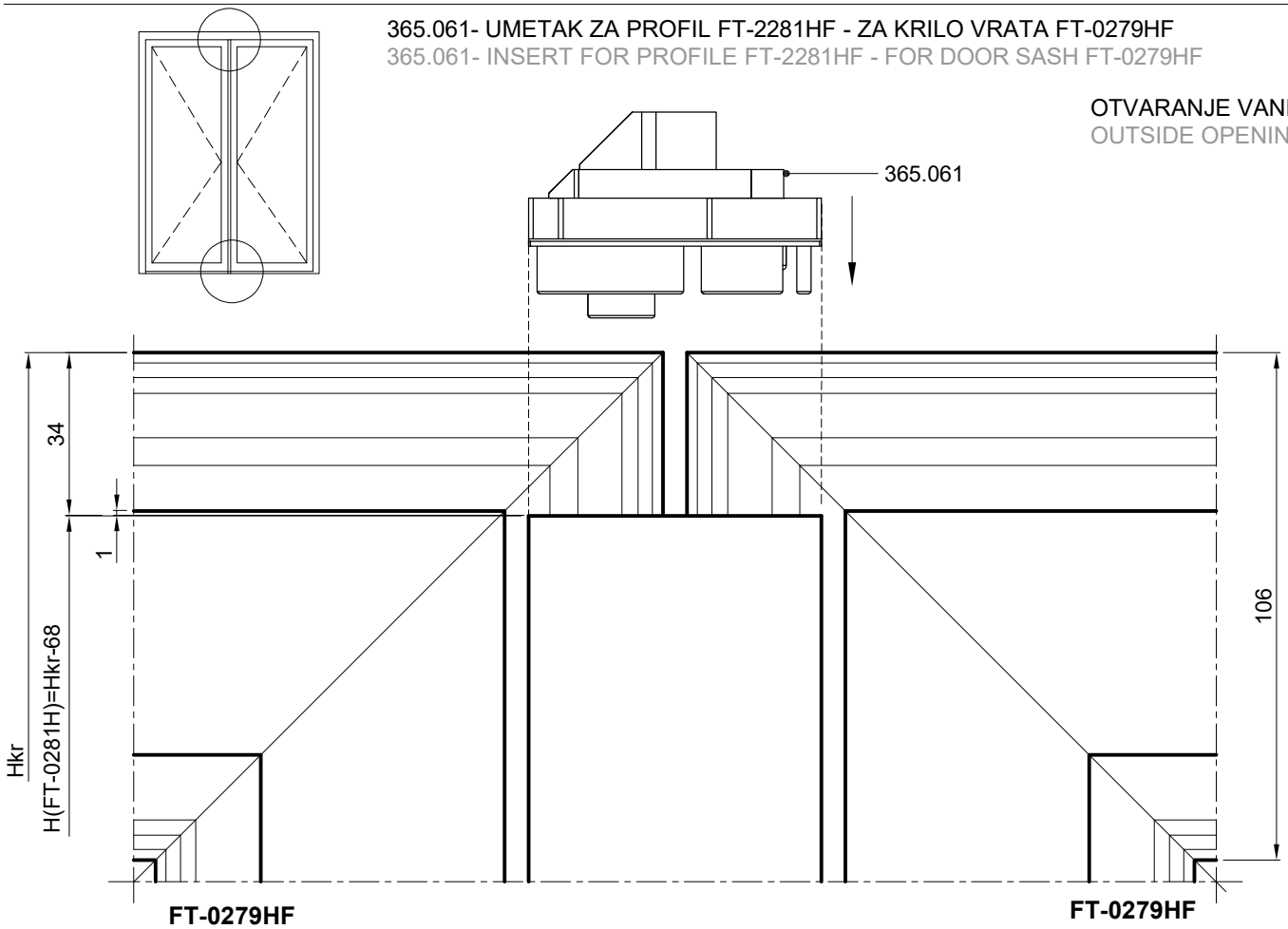
363.006
-gornji i donji umetak-simetrično
-materijal: tvrda guma
-mjera pilanja profila FT-0211/AHF H=Hkr - 68

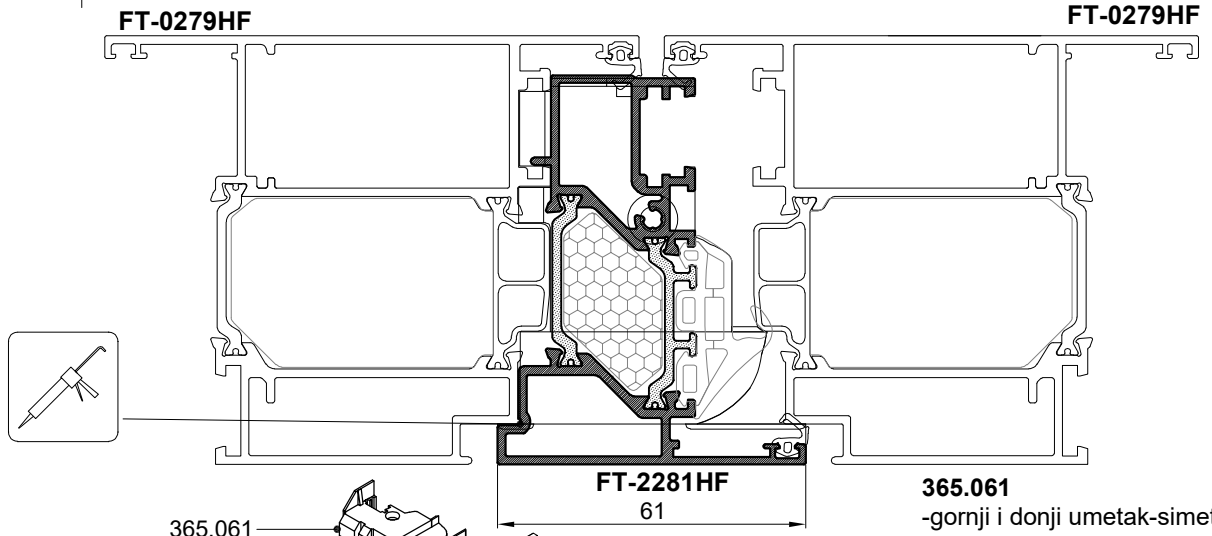
363.006
-upper and lower insert-symetrical
-material: hard rubber
-cutting length of profileFT-0211/AHF H=Hkr - 68

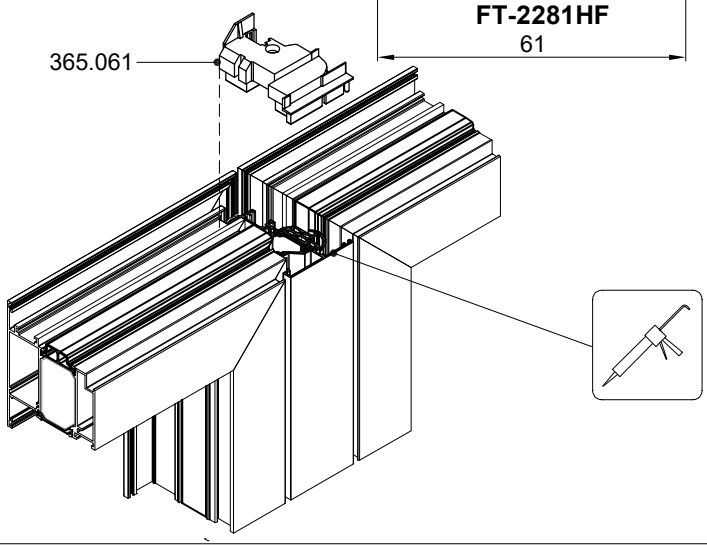
ljepilo za metal
(npr. Teroson MS 939)
metal glue
(eg. Teroson MS 939)

365.061- UMETAK ZA PROFIL FT-2281HF - ZA KRILO VRATA FT-0279HF
365.061- INSERT FOR PROFILE FT-2281HF - FOR DOOR SASH FT-0279HF

OTVARANJE VANI
OUTSIDE OPENING







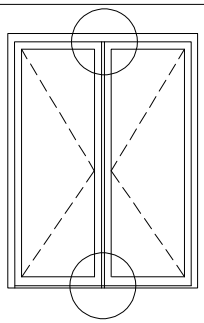
365.061
-gornji i donji umetak-simetrično
-materijal: tvrda guma
-mjera pilanja profila FT-2281HF
H=Hkr - 68

365.061
-upper and lower insert-symetrical
-material:hard rubber
-cutting lenght of FT-2281HF
H=Hsh - 68

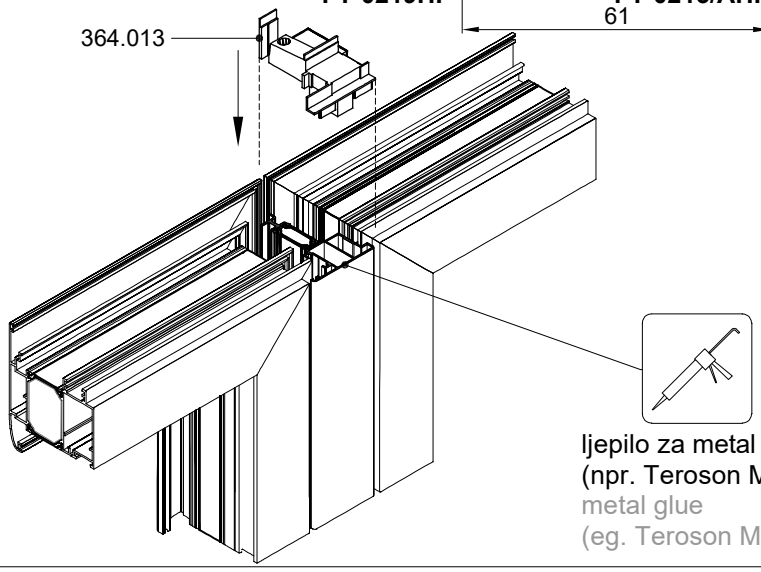


ljepilo za metal
(npr. Teroson MS 939)
metal glue
(eg. Teroson MS 939)

364.013- UMETAK ZA PROFIL FT-0213/AHF - ZA KRILO VRATA OD FT-0219HF
364.013- INSERT FOR PROFILE FT-0213/AHF - FOR DOOR SASH OF FT-0219HF




OTVARANJE VANI
OUTSIDE OPENING

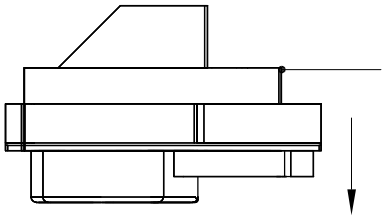


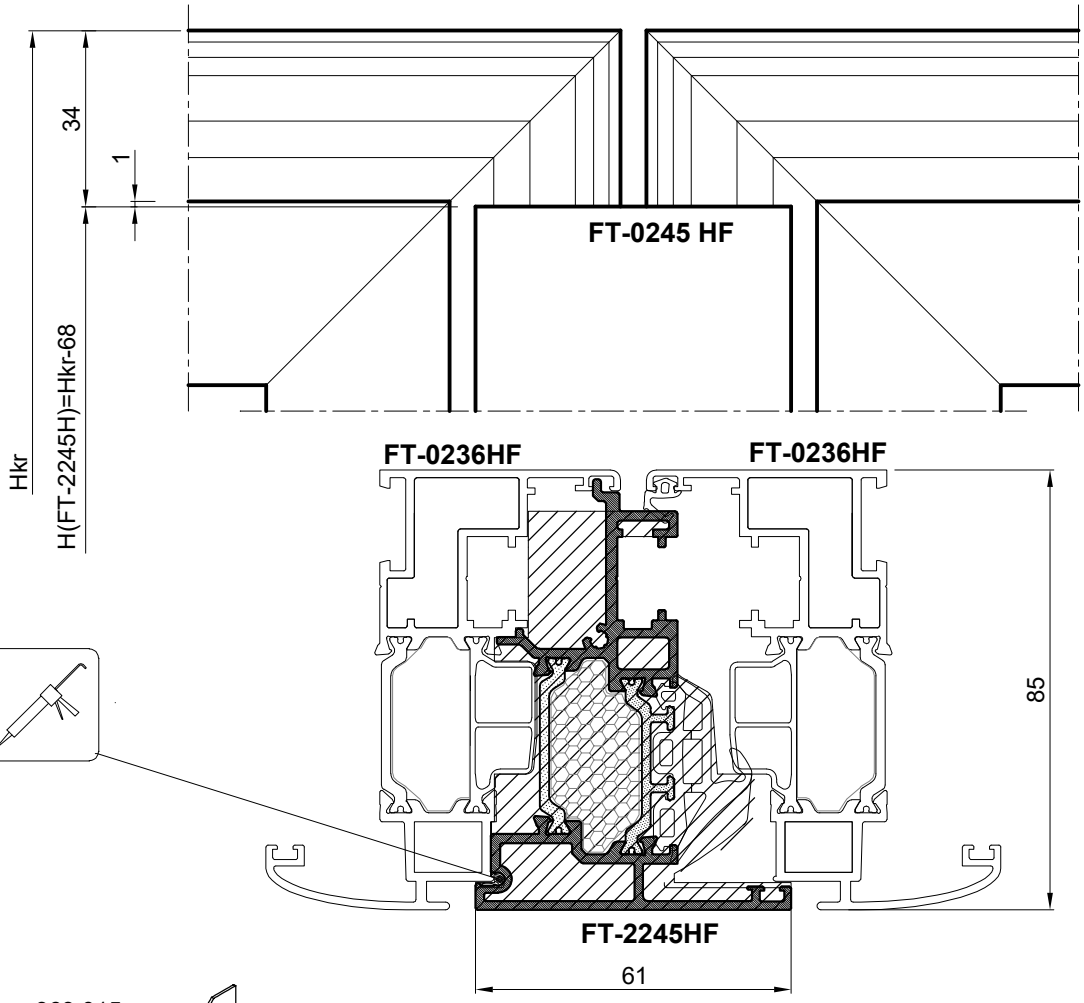
ljepilo za metal
(npr. Teroson MS 939)
metal glue
(eg. Teroson MS 939)

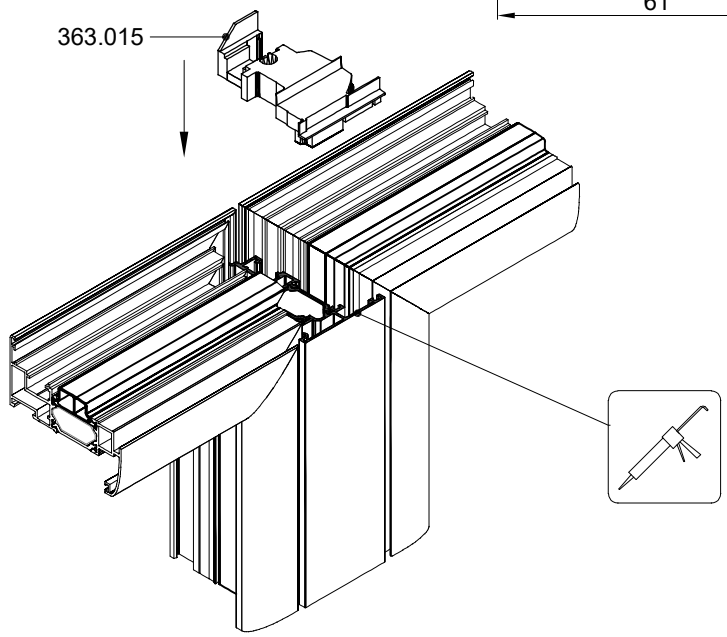
364.013
-gornji i donji umetak-simetrično
-materijal: tvrda guma
-mjera pilanja profila FT-0213/AHF
H=Hkr - 68
364.013
-upper and lower insert-symetrical
-material: hard rubber
-cutting length of profileFT-0213/AHF
H=Hkr - 68



363.015 - UMETAK ZA PROFIL FT-2245HF- ZA KRILO PROZORA (pvc)
363.015 - INSERT FOR PROFILE FT-2245HF - FOR WINDOW SASH (pvc)








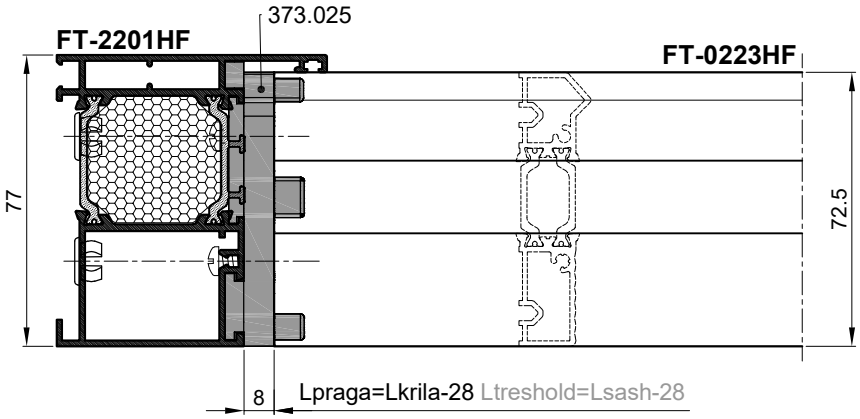
363.015
-gornji i donji umetak-simetrično
-materijal: tvrda guma
-mjera pilanja profila FT-2245HF
H=Hkr - 68

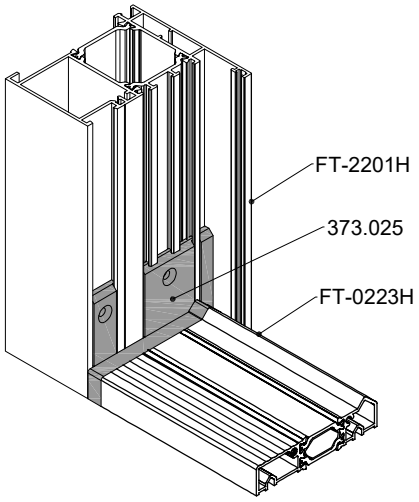
363.015
-upper and lower insert-symetrical
-material:hard rubber
-cutting lenght of FT-2245HF
H=Hsh - 68

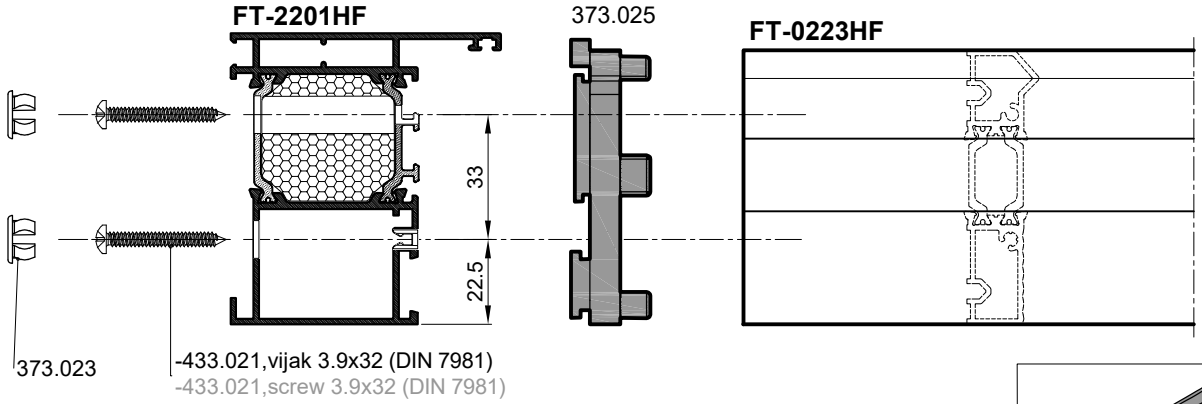


ljepilo za metal
(npr. Teroson MS 939)
metal glue
(eg. Teroson MS 939)

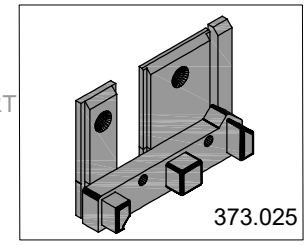
UGRADNJA I OBRADA PROFILA PRAGA FT-0223HF ZA UMETAK 373.025 U PROFIL FT-2201HF-otvaranje unutra
MOUNTING AND PROCESSING TRESHOLD PROFILE FT-0223HF FOR INSERT 373.025 IN PROFILE FT-2201HF-opening inside

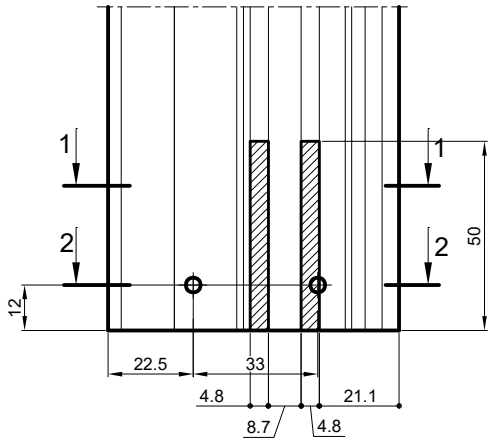


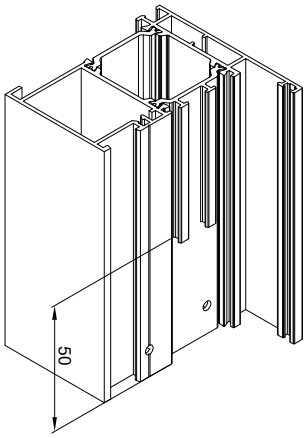




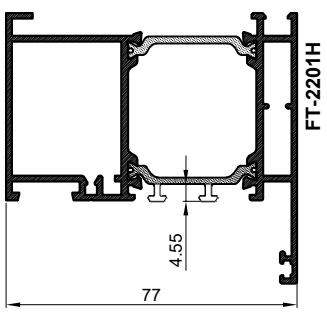
OBRADA PROFILA FT-2201HF ZA UGRADNJU PROFILA PRAGA S UMETKOM
PROCESSING PROFILE FT-2201HF FOR PROFILE TRESHOLD MONTAGE WIHT INSERT

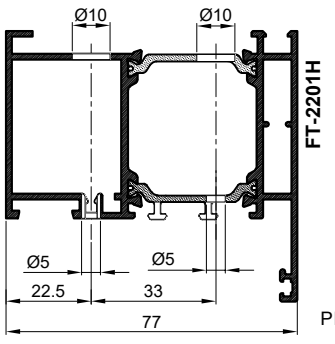






PRESJEK 1-1



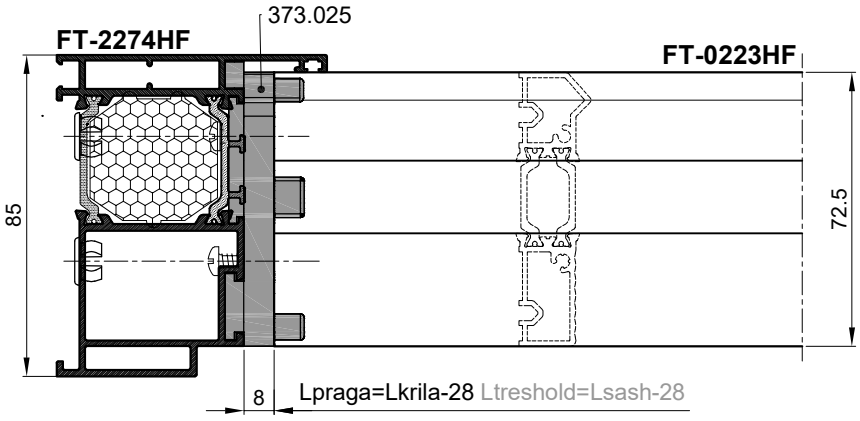


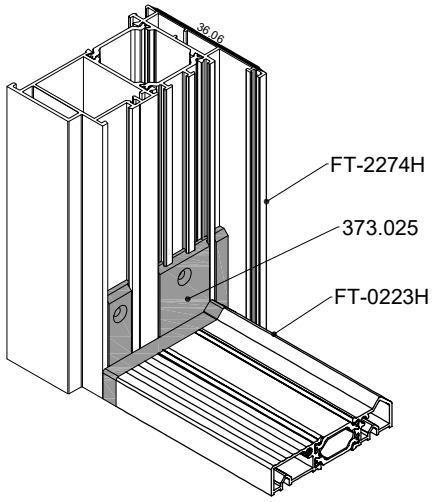
PRESJEK 2-2

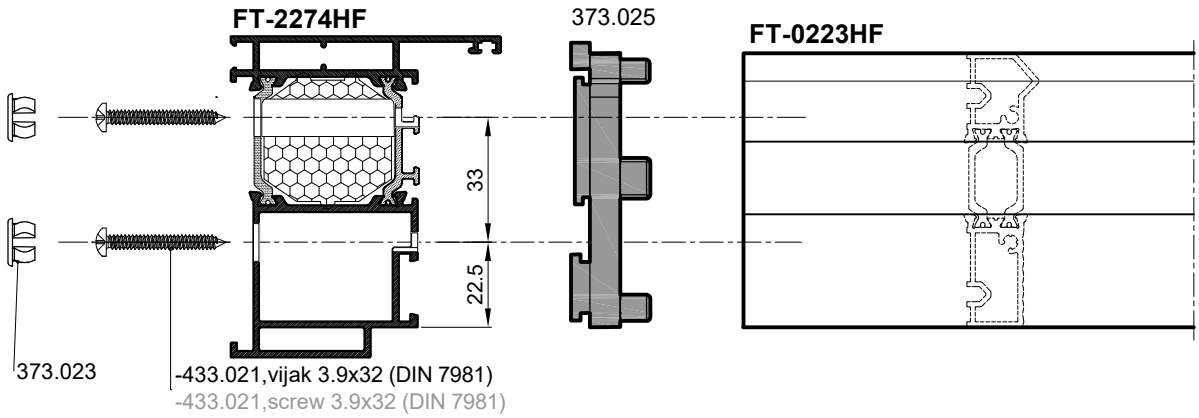
Obrada:
1. Obrada poliamida (50 mm), presjek 1-1
2. Obrada za vijke (Ø5,Ø10), presjek 2-2

Processing:
1. Polyamide processing (50 mm), section 1-1
2. Processing for screws (Ø5,Ø10), section 2-2

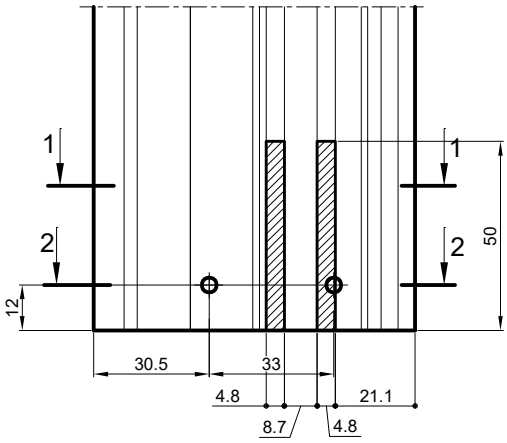
UGRADNJA I OBRADA PROFILA PRAGA FT-0223HF ZA UMETAK 373.025 U PROFIL FT-2274HF-otvaranje unutra
MOUNTING AND PROCESSING TRESHOLD PROFILE FT-0223HF FOR INSERT 373.025 IN PROFILE FT-2274HF-opening inside

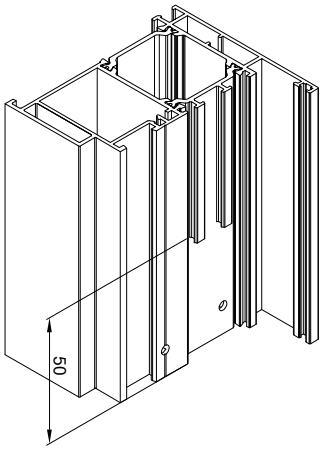


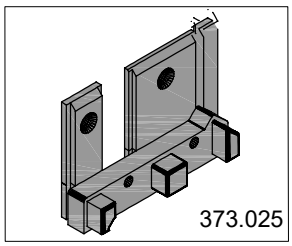




OBRADA PROFILA FT-2274HF ZA UGRADNJU PROFILA PRAGA S UMETKOM
PROCESSING PROFILE FT-22074HF FOR PROFILE TRESHOLD MONTAGE WIHT INSERT



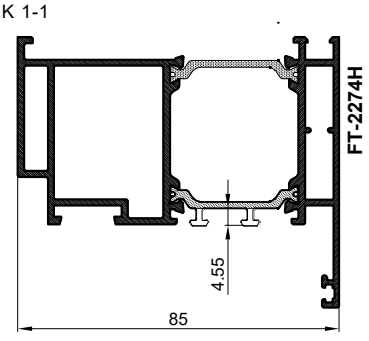


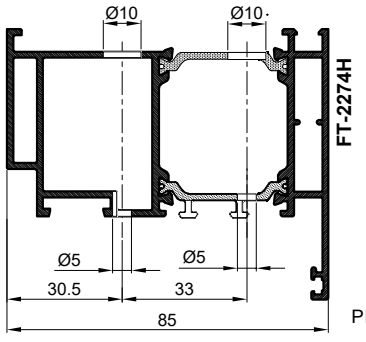


Obrada:
1. Obrada poliamida (50 mm), presjek 1-1
2. Obrada za vijke (Ø5,Ø10), presjek 2-2

Processing:
1. Polyamide processing (50 mm), section 1-1
2. Processing for screws (Ø5,Ø10), section 2-2

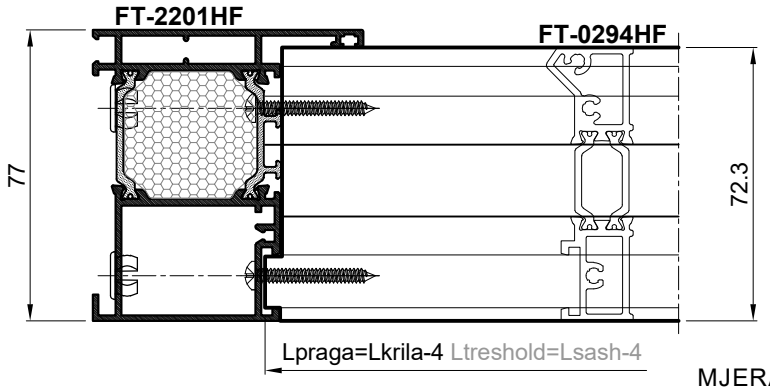
PRESJEK 1-1



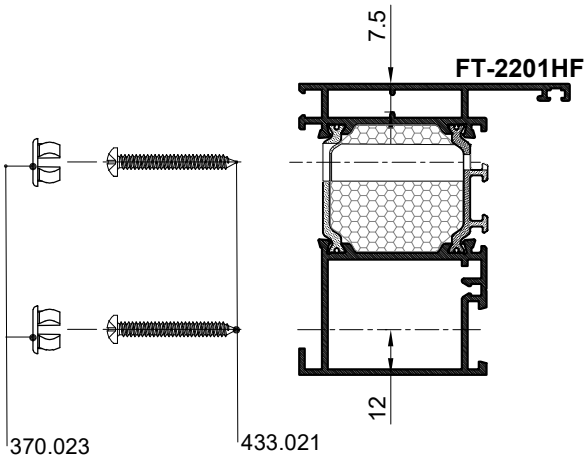


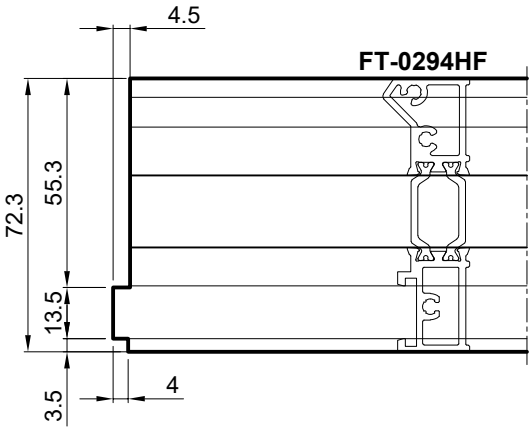
PRESJEK 2-2

UGRADNJA I OBRADA PROFILA PRAGA FT-0294HF U PROFIL FT-2201HF
MONTAGE AND PROCESSING OF PROFILE FT-0294HF IN PROFILE FT-2201HF



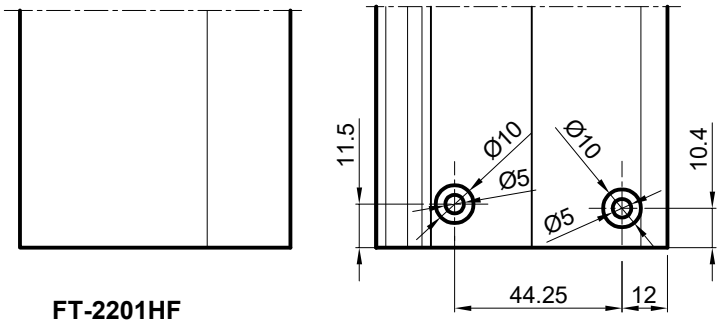
MJERA PILANJA PRAGA
CUTTING LENGHT

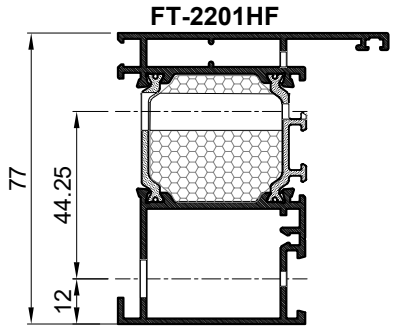


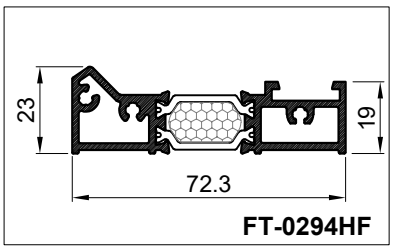


OBRADA PROFILA PRAGA FT-0294H
PROCESSING TRESHOLD PROFILE FT-0294H

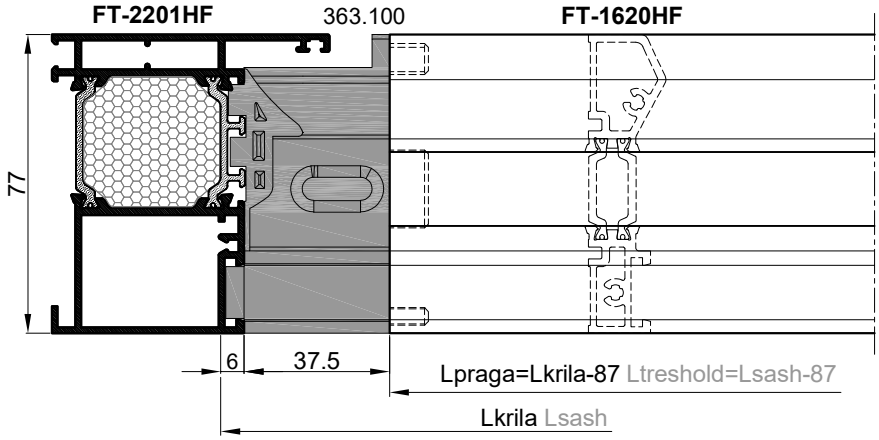
OBRADA PROFILA RAMA FT-2201HF
PROCESSIG FRAME PROFILE FT-2201HF







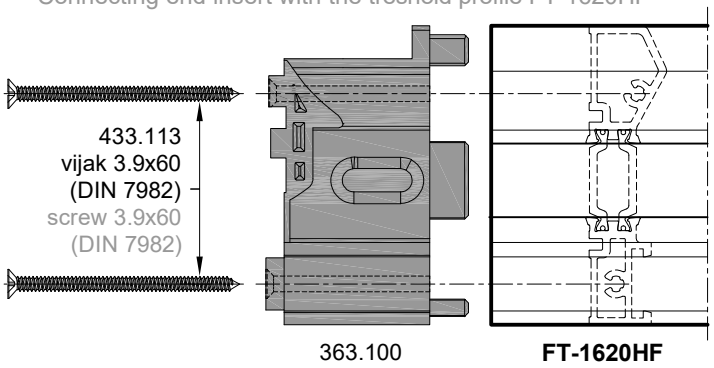
SPAJANJE PROFILA PRAGA **FT-1620HF** SA PROFILOM RAMA **FT-2201HF** POMOĆU UMETKA **363.100**
CONNECTING THE THRESHOLD PROFILE **FT-1620HF** WITH FRAME PROFILE **FT-2201HF** USING END INSERT **363.100**



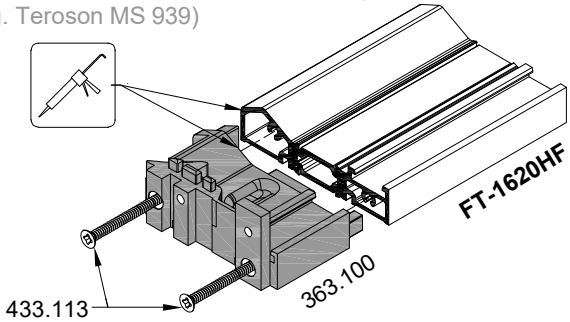
Otvaranje unutra
Inwards opening

Mjera pilanja profila praga
Lpr=Lkrila-87
Sawing lenght of threshold profile
Lth=Lsash-87

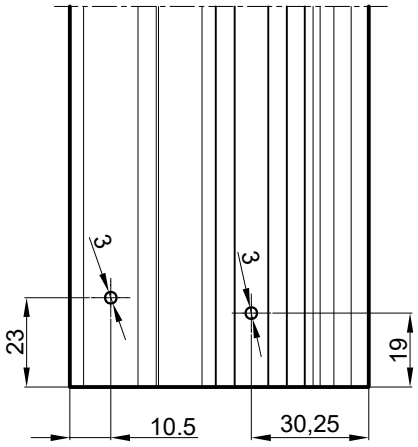
1 Spajanje umetka 363.100 s profilom pragom FT-1620HF
Connecting end insert with the treshold profile FT-1620HF

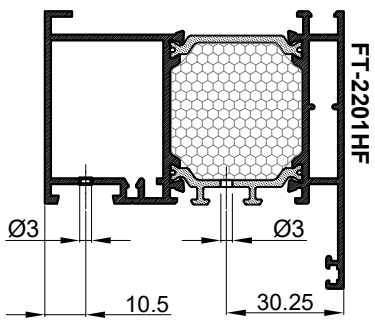


Dodirne površine premazati ljepilom za metal (npr. Teroson MS 939)
Coat the conctact surface with metal glue (eg. Teroson MS 939)

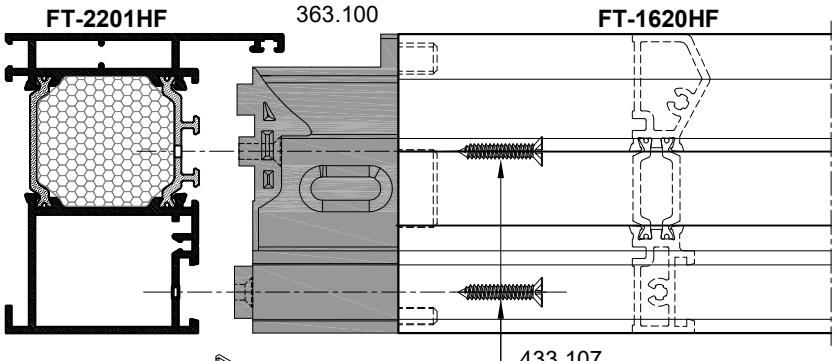


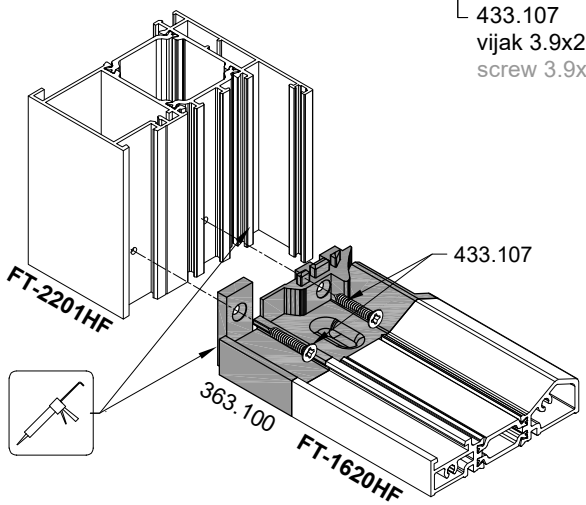
2 Obrada na profilu rama za prihvat praga s umetkom
Processing on the frame profile for connection of the threshold with insert





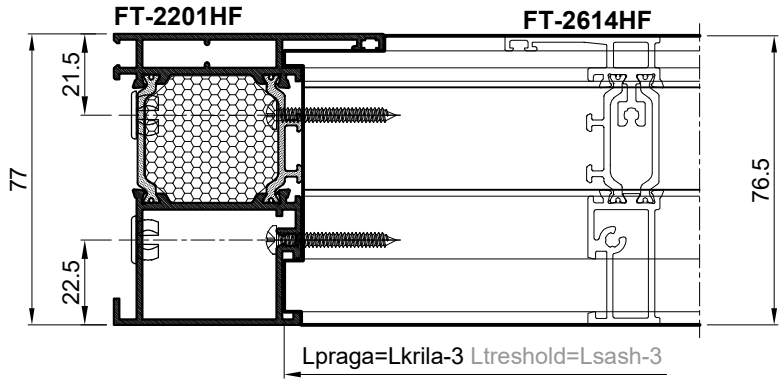
3 Spajanje umetka 363.100 i profila praga s profilom rama FT-2201HF
Connecting the threshold insert 363.100 and threshold profile with the frame FT-2201HF



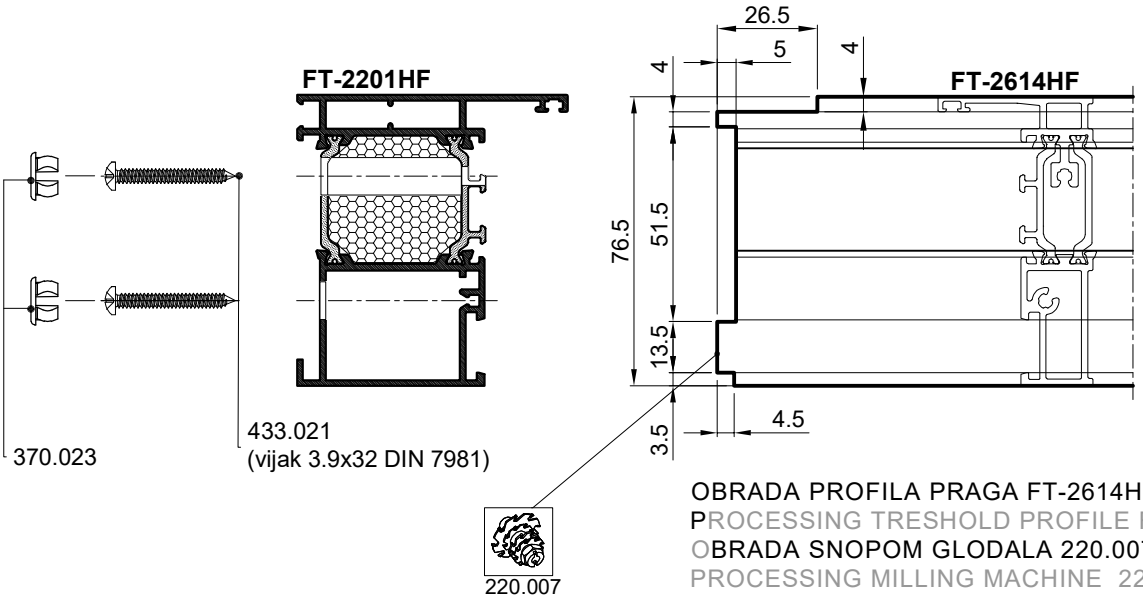


Dodirne površine premazati ljepilom za metal (npr. Teroson MS 939)
Coat the conctact surface with metal glue (eg. Teroson MS 939)

UGRADNJA I OBRADA PROFILA PRAGA FT-2614HF U PROFIL FT-2201HF
MONTAGE AND PROCESSING OF PROFILE FT-2614HF IN PROFILE FT-2201HF

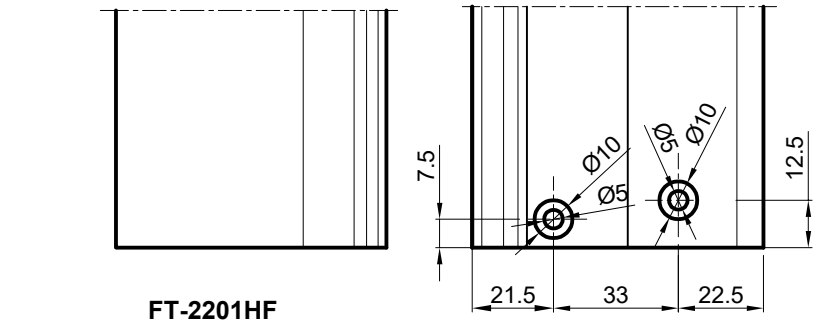


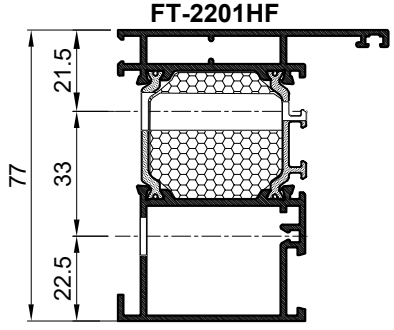
MJERA PILANJA PRAGA
CUTTING LENGHT

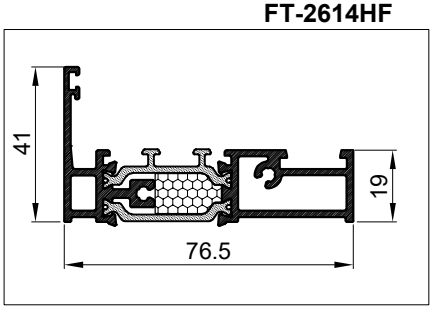


OBRADA PROFILA PRAGA FT-2614HF
PROCESSING TRESHOLD PROFILE FT-2614HF
OBRADA SNOPOM GLODALA 220.007
PROCESSING MILLING MACHINE 220.007

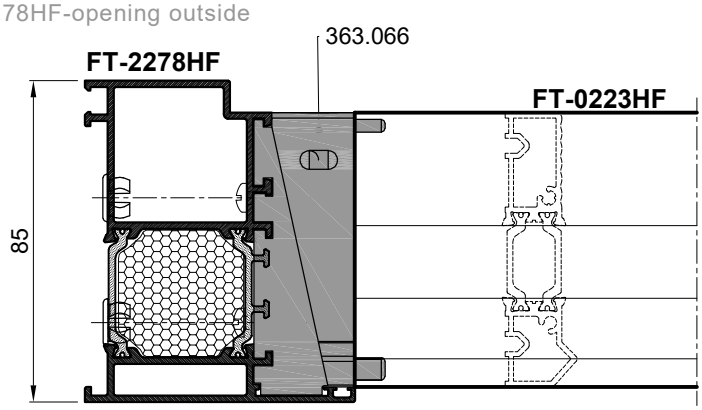
OBRADA PROFILA RAMA FT-2201HF
PROCESSIG FRAME PROFILE FT-2201HF

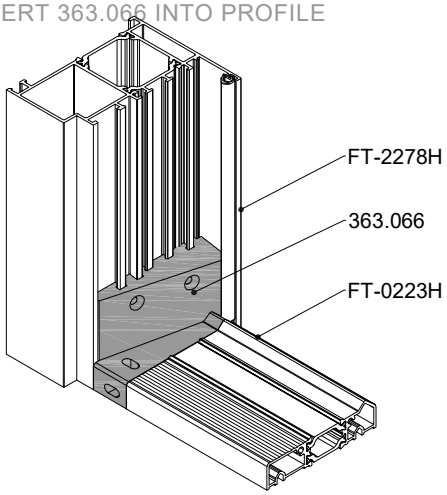


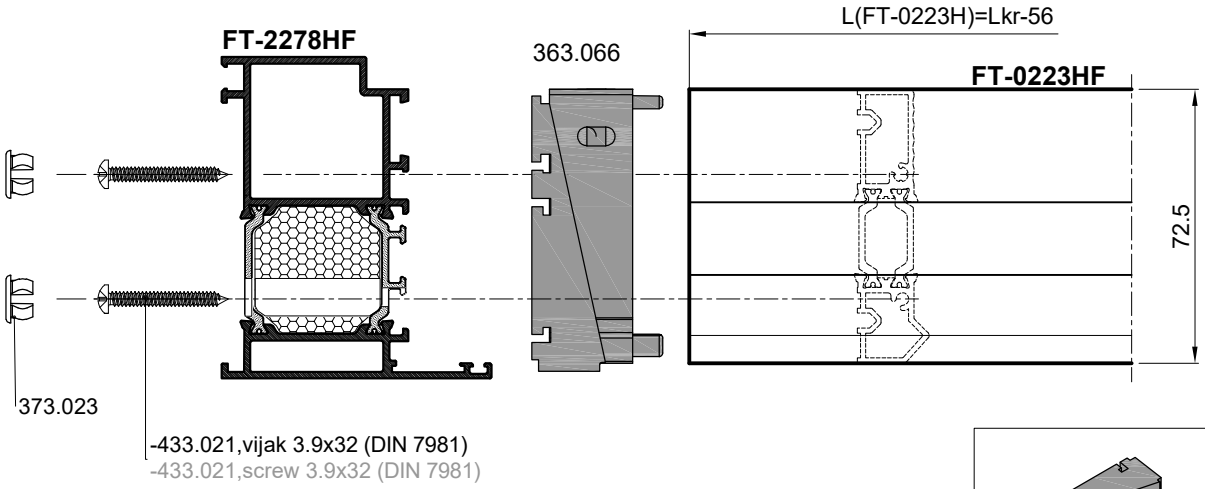


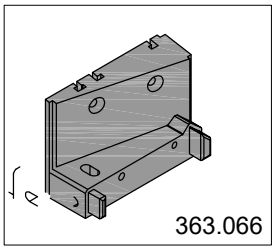


UGRADNJA I OBRADA PROFILA PRAGA FT-0223HF SA UMETKOM 363.066 PREMA PROFILU FT-2278HF-otvaranje vani
MONTAGE AND PROCESSING OF TRESHOLD PROFILE FT-0223HF WITH INSERT 363.066 INTO PROFILE FT-2278HF-opening outside

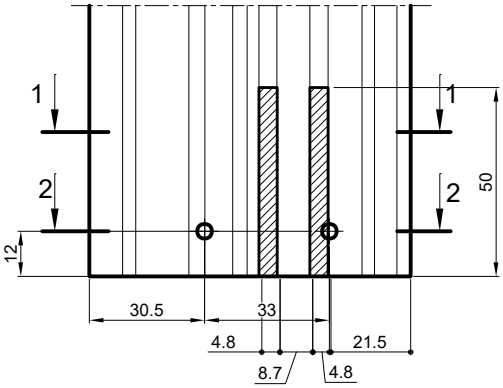


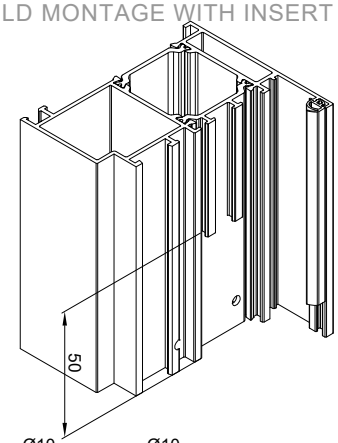




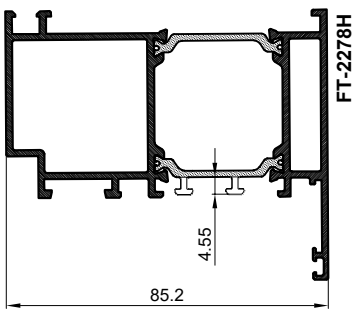


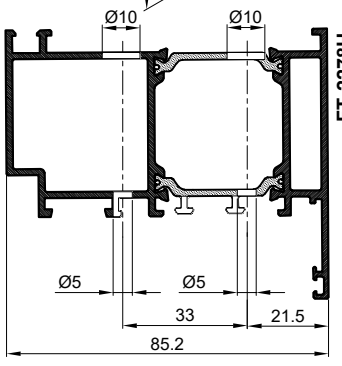
OBRADA PROFILA **FT-2278HF** ZA UGRADNJU PRAGA S UMETKOM
PROCESSING PROFILE **FT-2278HF** FOR TRESHOLD MONTAGE WITH INSERT





PRESJEK 1-1





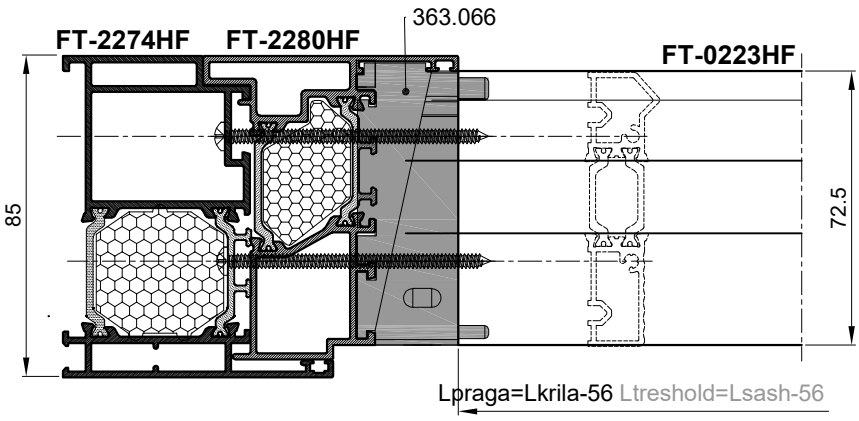
PRESJEK 2-2

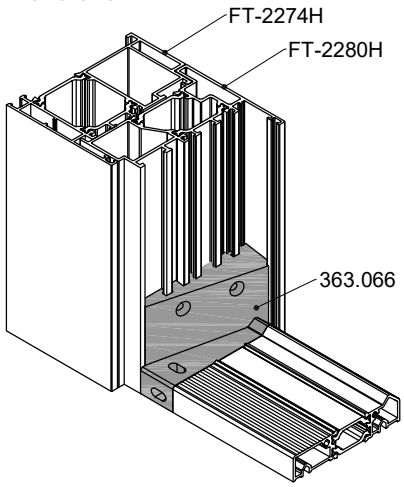
Obrada:
1. Obrada poliamida (50 mm), presjek 1-1
2. Obrada za vijke (Ø5,Ø10), presjek 2-2

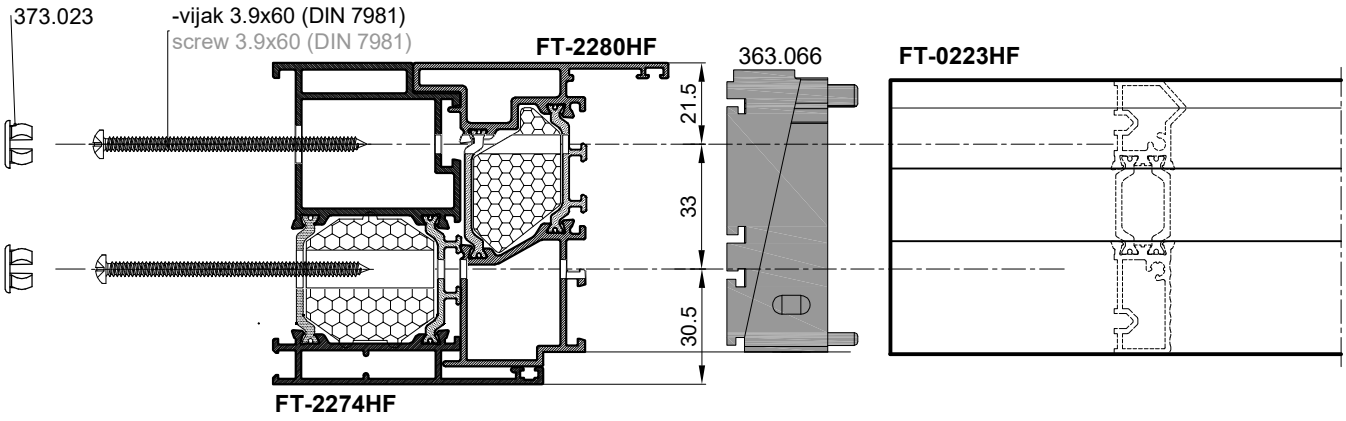
Processing:
1. Polyamide processing (50 mm), section 1-1
2. Processing for screws (Ø5,Ø10), section 2-2

NAPOMENA:
OBRADA SE ODNOSI I NA PROFIL FT-2290H.

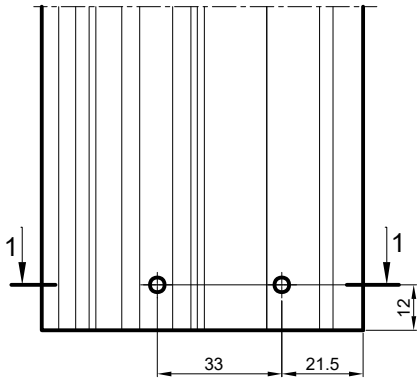
UGRADNJA I OBRADA PROFILA PRAGA FT-0223HF ZA UMETAK 373.025 U PROFIL FT-2280HF-otvaranje vani
MOUNTING AND PROCESSING TRESHOLD PROFILE FT-0223HF FOR INSERT 373.025
IN PROFILE FT-2280HF-opening outside

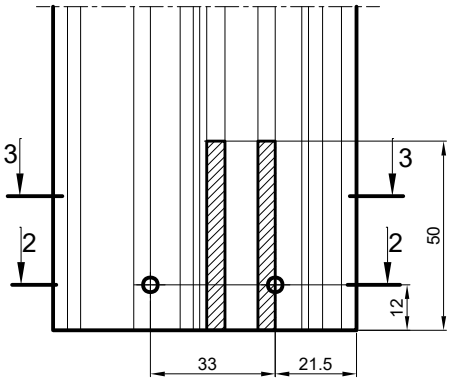


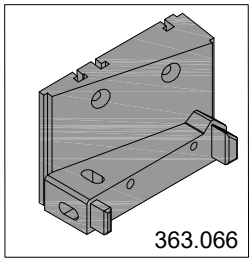


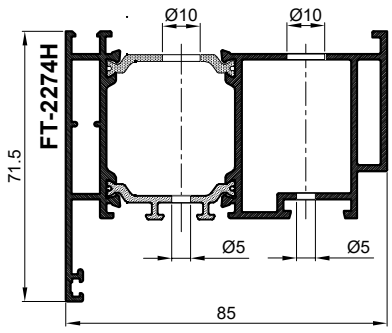


OBRADA PROFILA FT-2274HF ZA UGRADNJU PROFILA PRAGA S UMETKOM 363.066
PROCESSING PROFILE FT-22074HF FOR PROFILE TRESHOLD MONTAGE WIHT INSERT 363.066

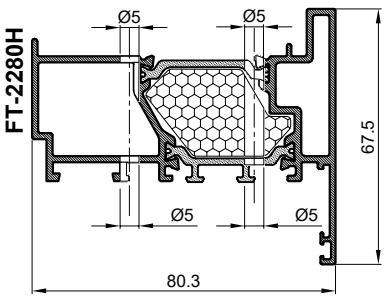




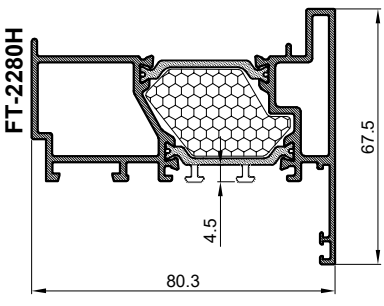




PRESJEK 1-1

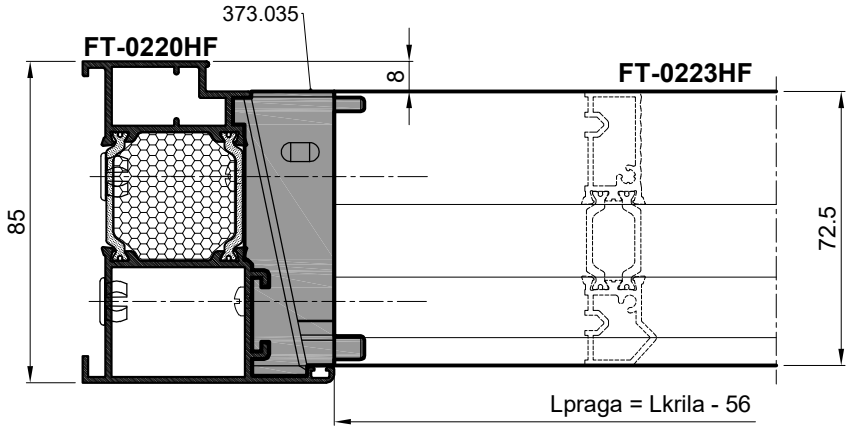


PRESJEK 2-2

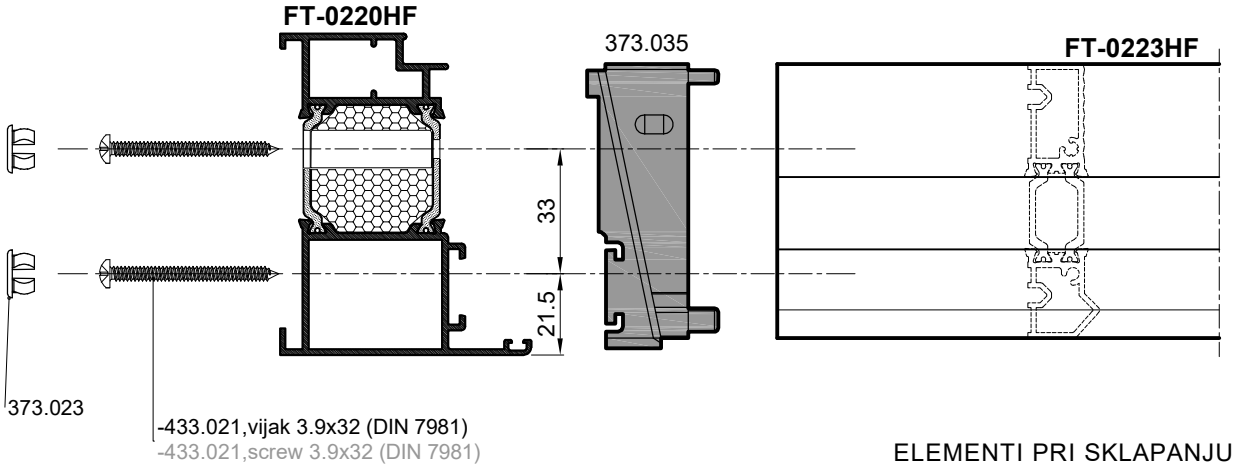


PRESJEK 3-3

UGRADNJA I OBRADA PROFILA PRAGA FT-0223HF ZA UMETAK 373.035 U PROFIL FT-0220HF-otvaranje vani
MONTAGE AND PROCESSING OF PROFILE FT-0223HF FOR INSERT 373.035 IN PROFILE FT-0220HF-opening outside

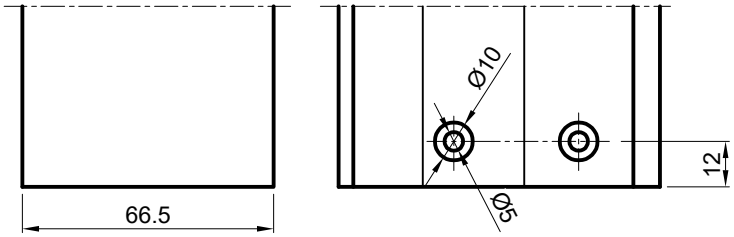


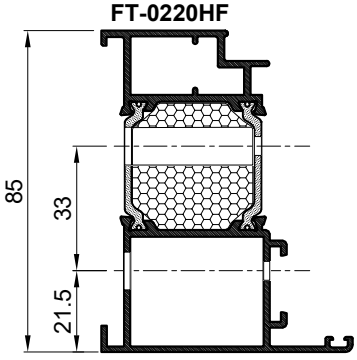
MJERA PILANJA PRAGA
CUTTING LENGHT

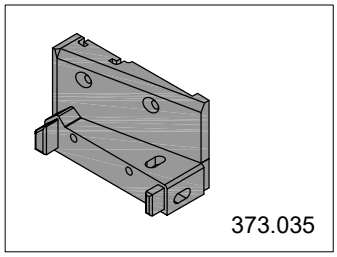


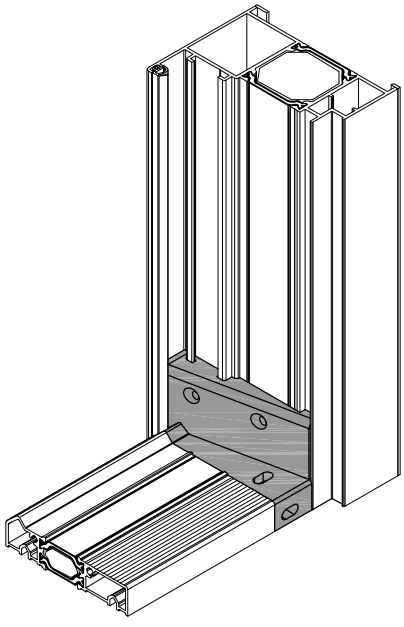
ELEMENTI PRI SKLAPANJU
ELEMENTS IN ASSEMBLY

OBRADA PROFILA FT-0220HF ZA UGRADNJU PRAGA S UMETKOM
PROCESSING PROFILE FT-0220HF FOR TRESHOLD MONTAGE WIHT INSERT



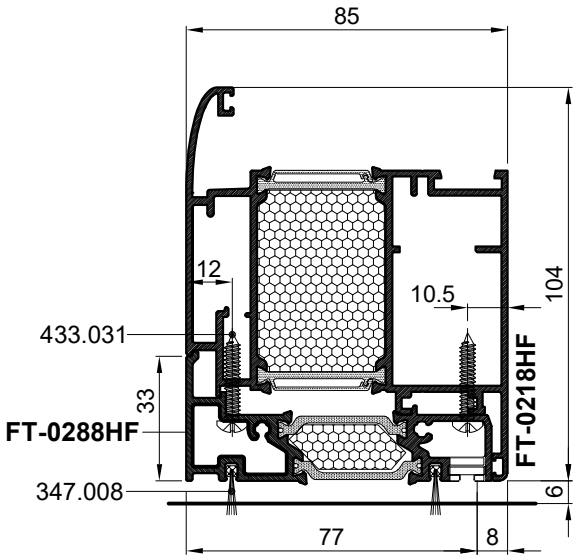


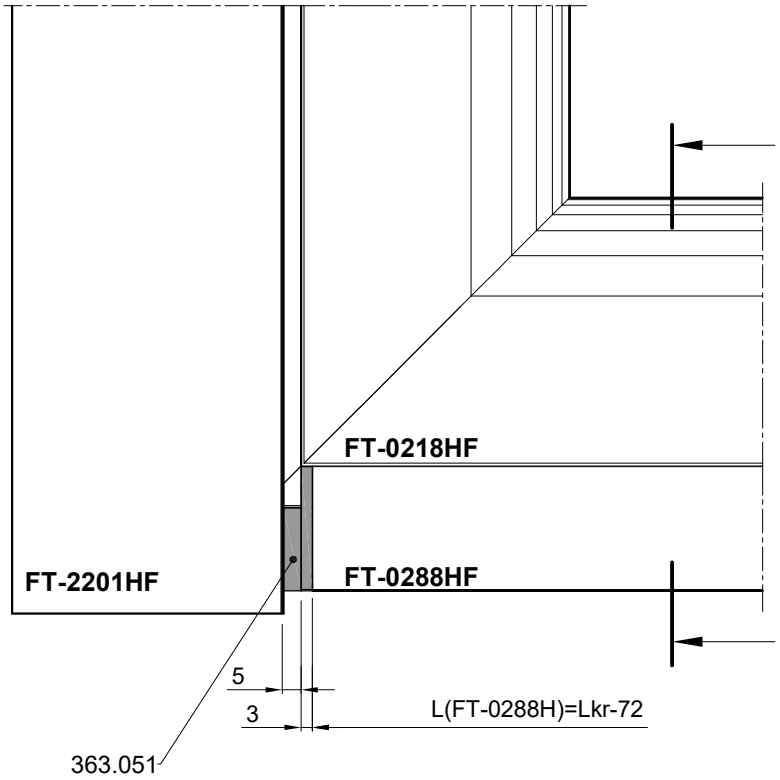




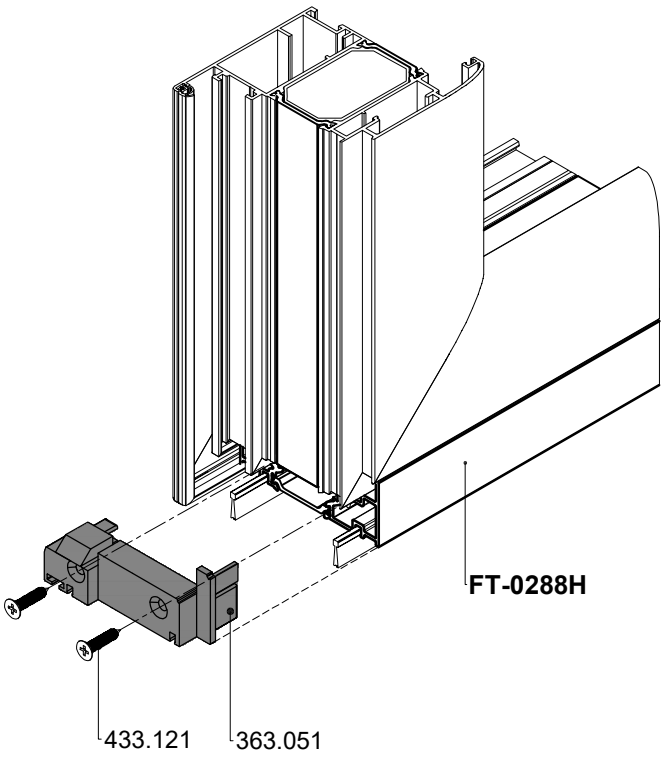
UGRADNJA PROFILA FT-0288HF U KRILO VRATA SA UMETKOM 363.051-otvaranje unutra
MOUNTING PROFILE FT-0288HF IN SASH DOOR WITH INSERT 363.051-opening inside

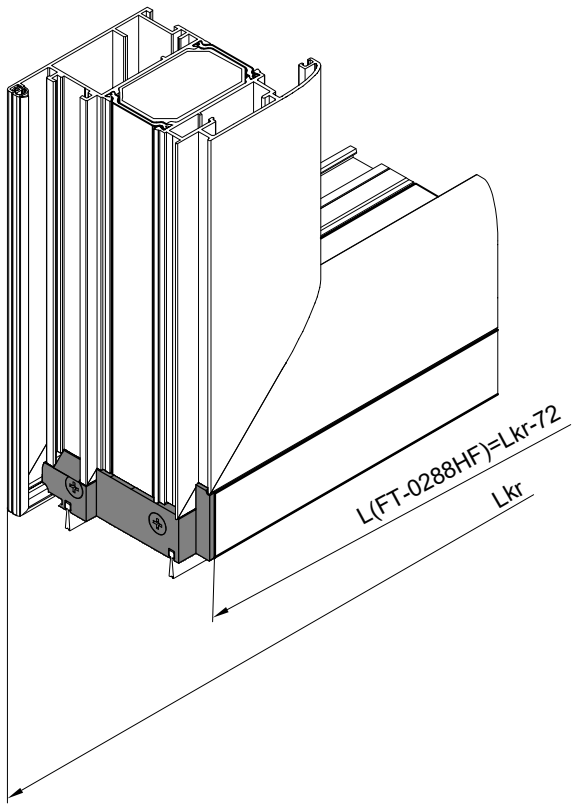
PRESJEK
SECTION





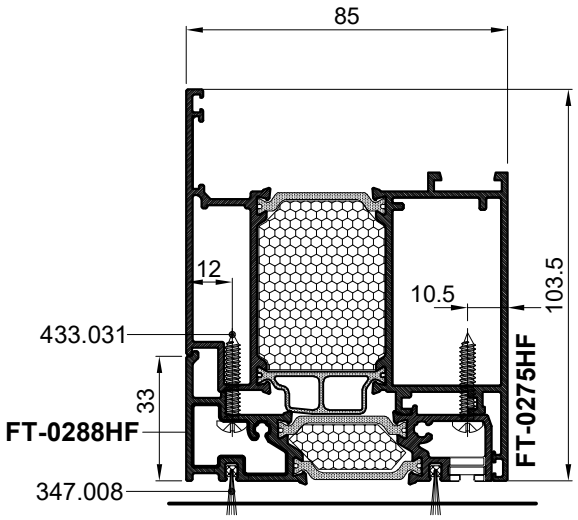
- Profil FT-0288HF se pila ravno
  Mjera pilanja L(FT-0288HF) = Lkr-72
- Profile FT-0288HF is cat straight
  Cutting measure L(FT-0288HF) = Lkr-72

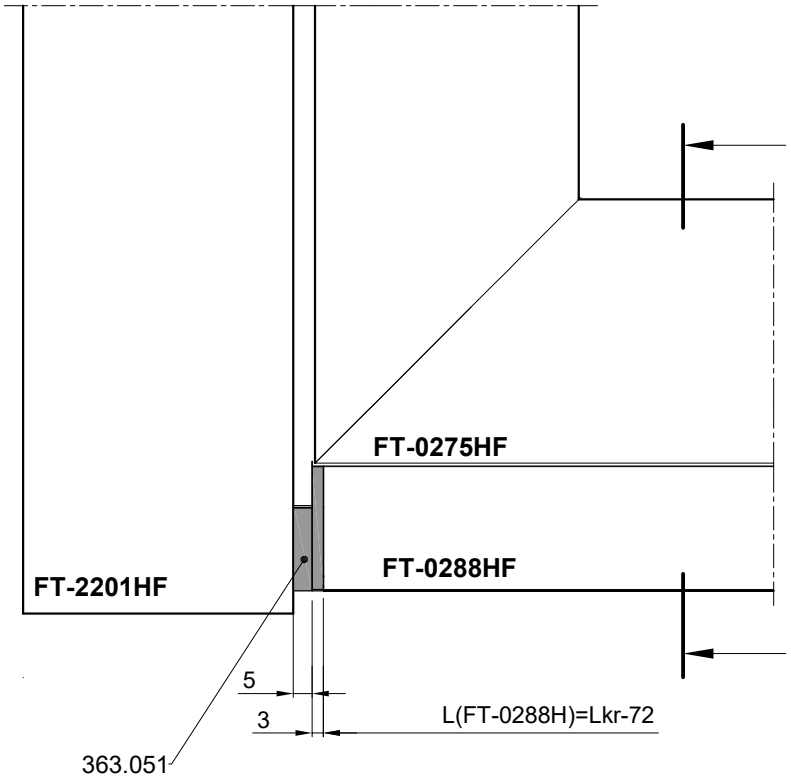




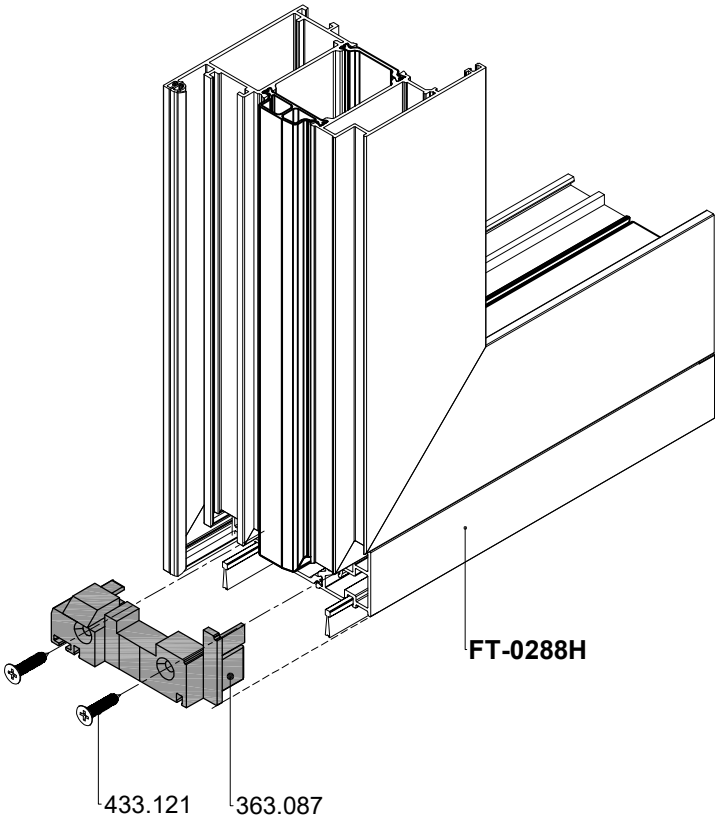
UGRADNJA PROFILA FT-0288HF U KRILO VRATA SA UMETKOM 363.051-otvaranje unutra
MOUNTING PROFILE FT-0288HF IN SASH DOOR WITH INSERT 363.051-opening inside

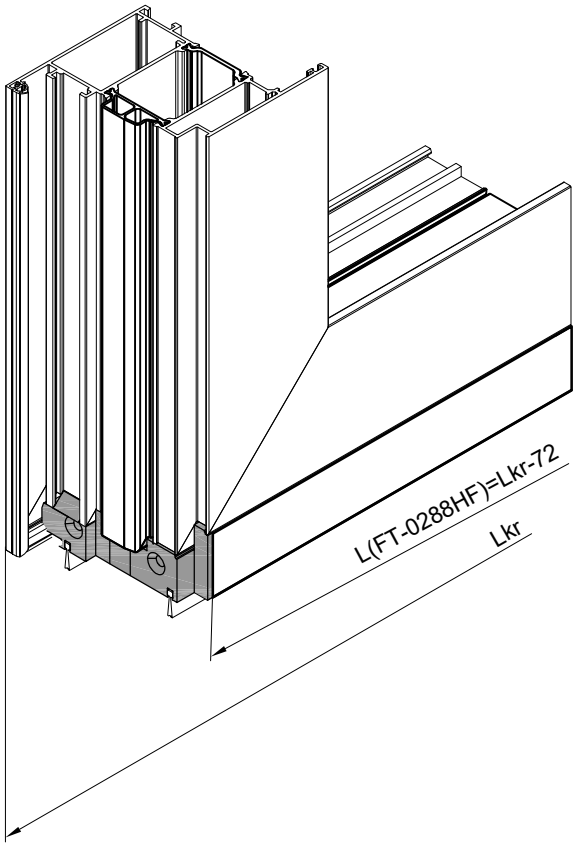
PRESJEK
SECTION





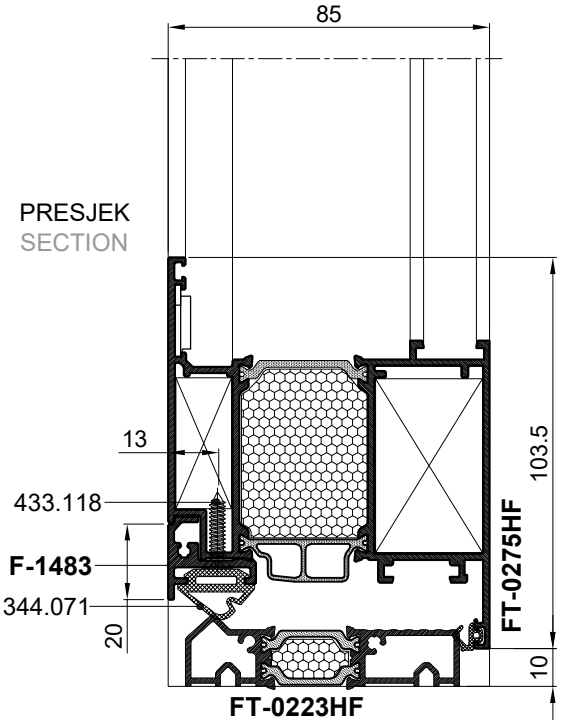
- Profil FT-0288HF se pila ravno
  Mjera pilanja L(FT-0288HF) = Lkr-72
- Profile FT-0288HF is cat straight
  Cutting measure L(FT-0288HF) = Lkr-72

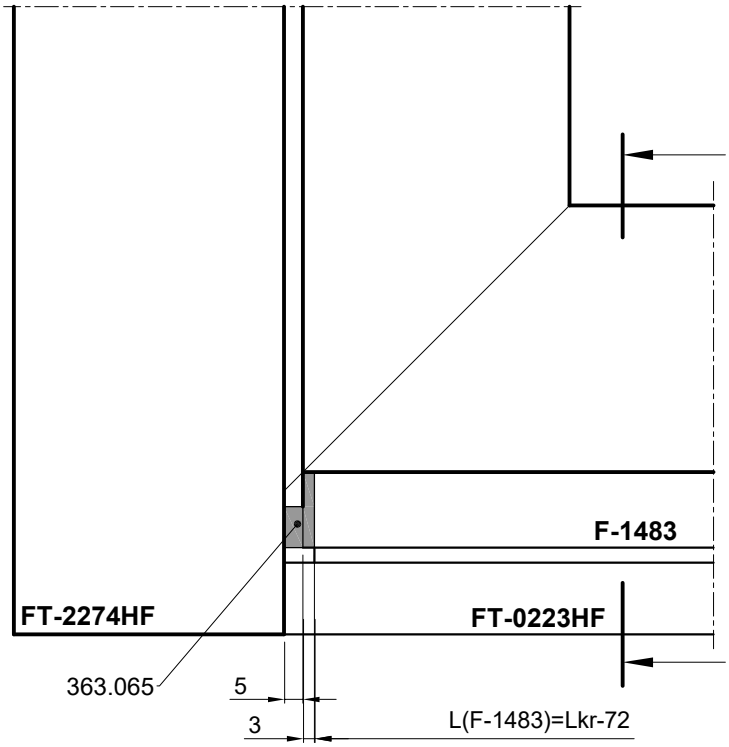




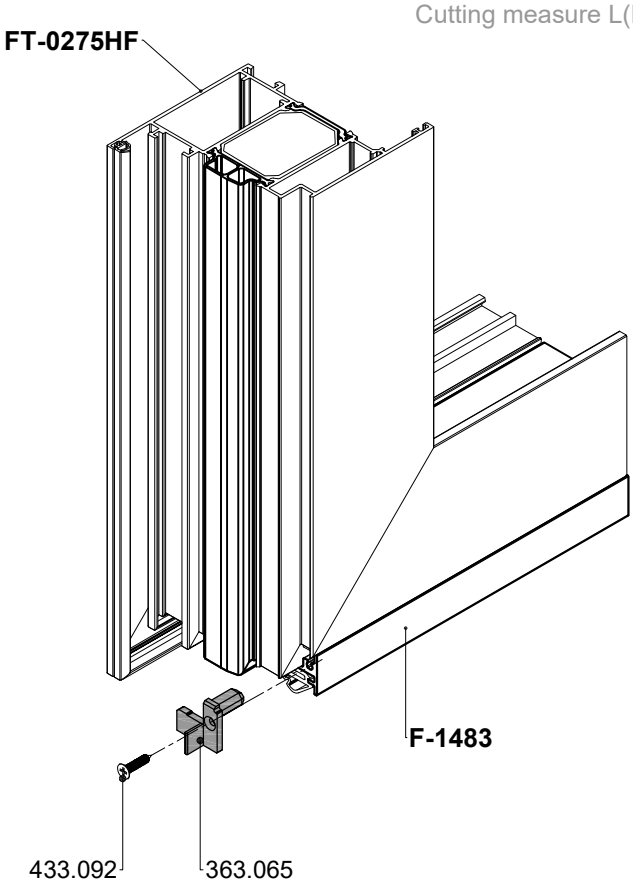
UGRADNJA PROFILA F-1483 U KRILO VRATA FT-0275HF SA UMETKOM 363.065-otvaranje unutra
MOUNTING PROFILE F-1483 IN SASHF DOOR FT-0275HF WITHF INSERT 363.065-opening inside

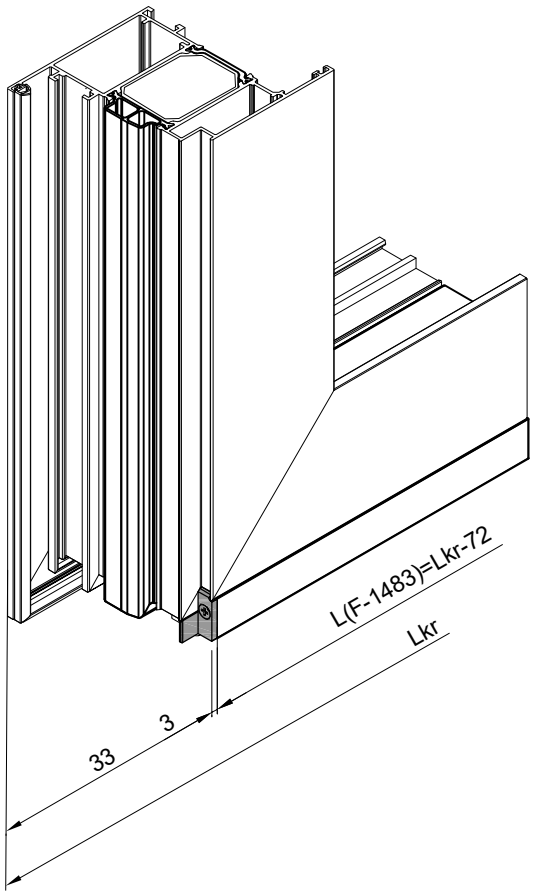
PRESJEK
SECTION



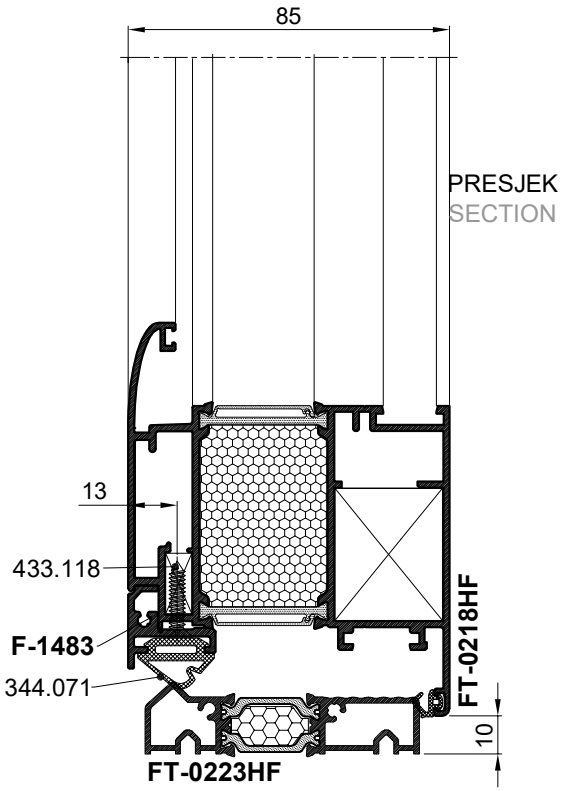


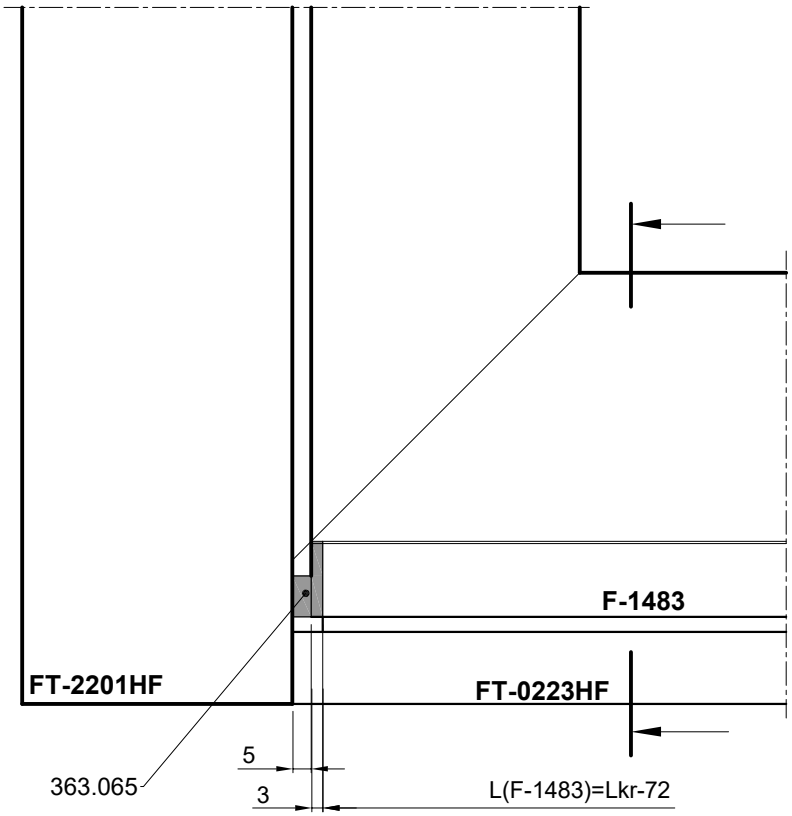
- Profil F-1483 se pila ravno
  Mjera pilanja L(F-1483) = Lkr-72
- The profile F-1483 is cat straight
  Cutting measure L(F-1483) = Lkr-72



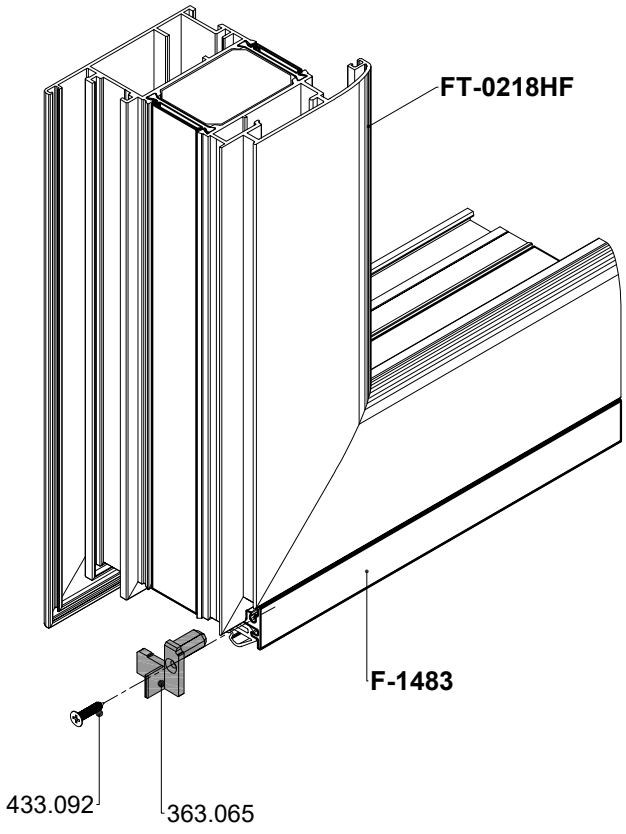


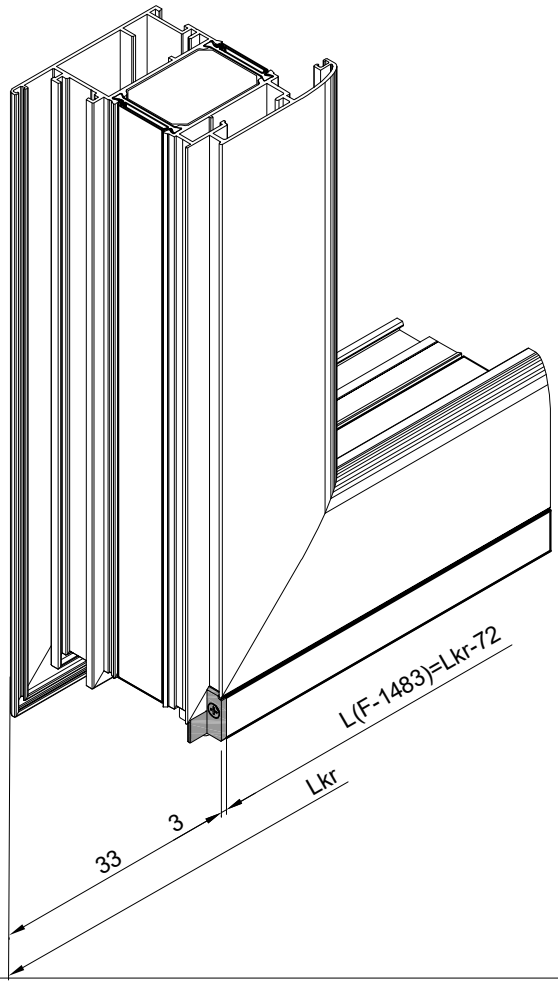
UGRADNJA PROFILA F-1483 U KRILO VRATA FT-0218HF SA UMETKOM 363.065-otvaranje unutra
MOUNTING PROFILE F-1483 IN SASHF DOOR FT-0218HF WITHF INSERT 363.065-opening inside



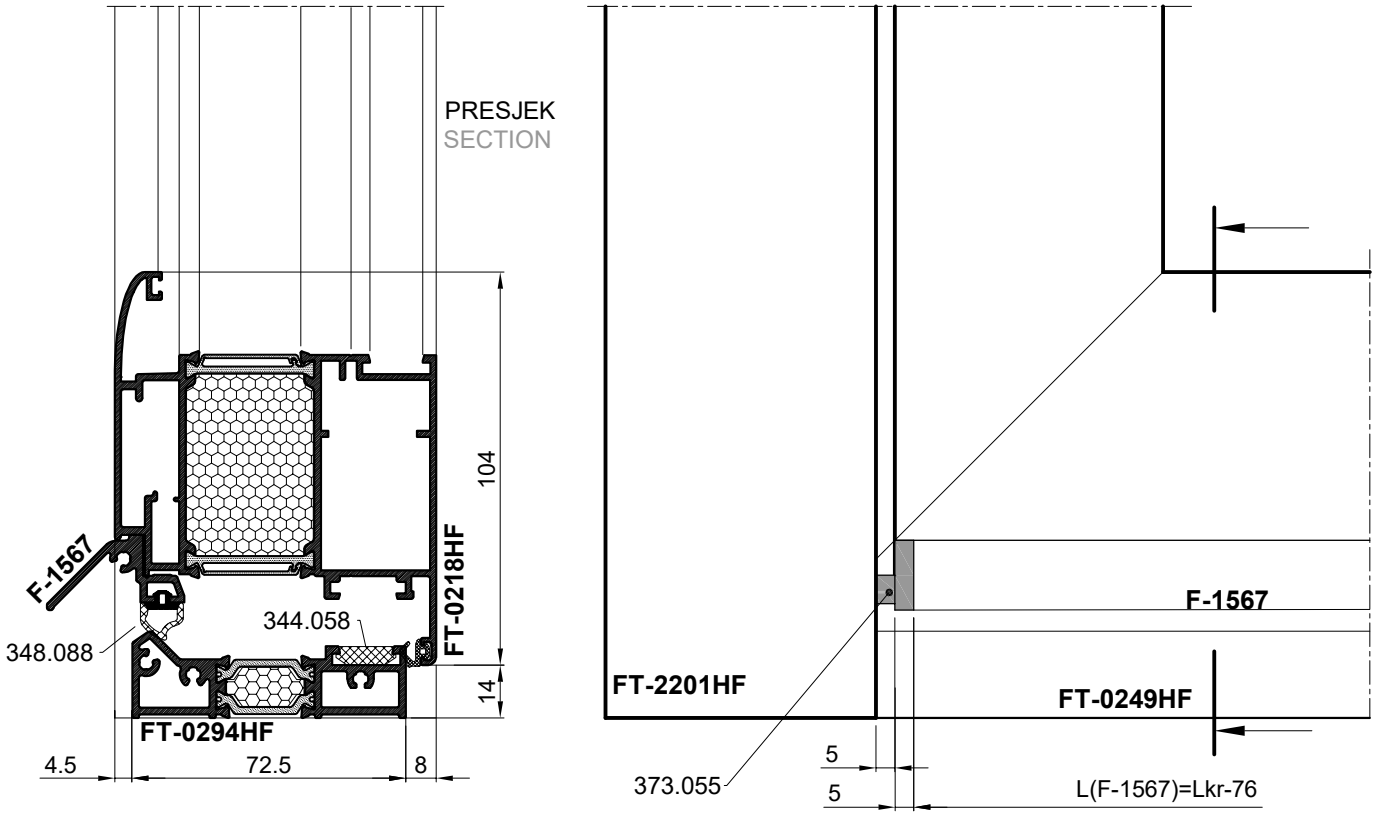


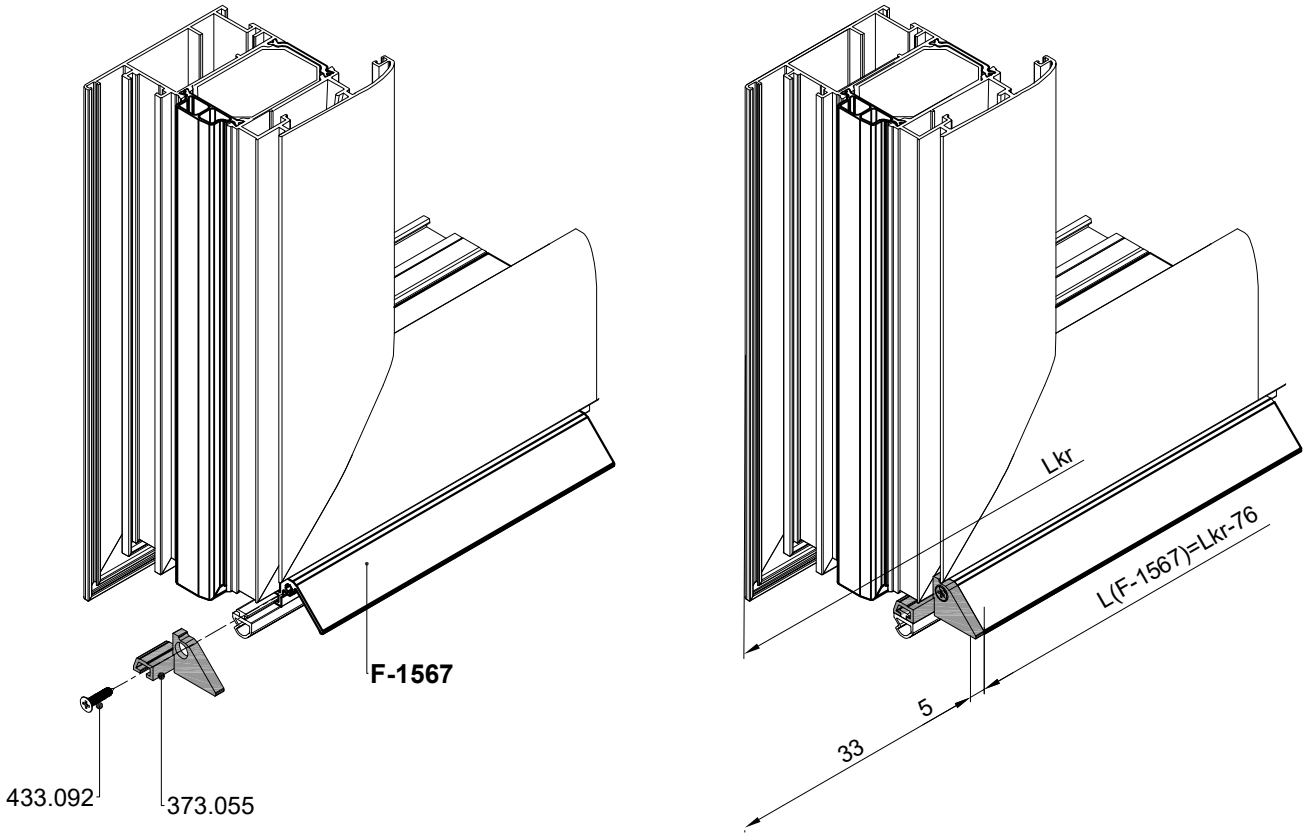
- Profil F-1483 se pila ravno
  Mjera pilanja L(F-1483) = Lkr-72
- The profile F-1483 is cat straight
  Cutting measure L(F-1483) = Lkr-72



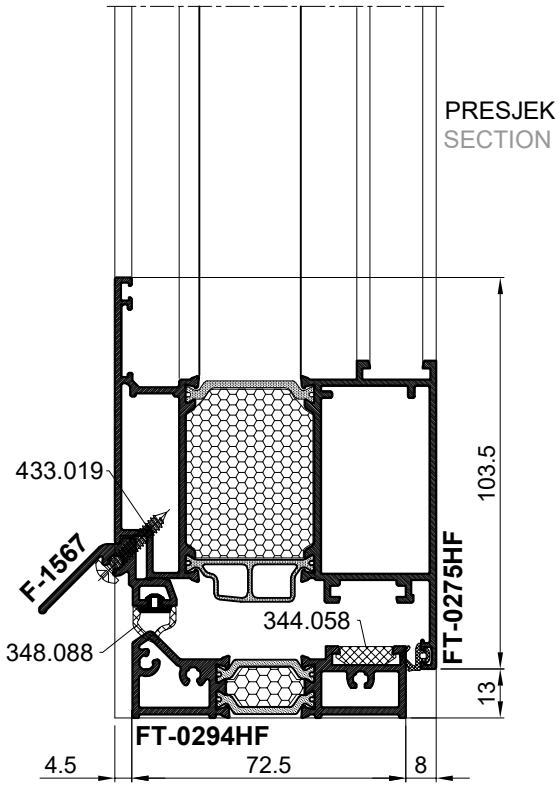


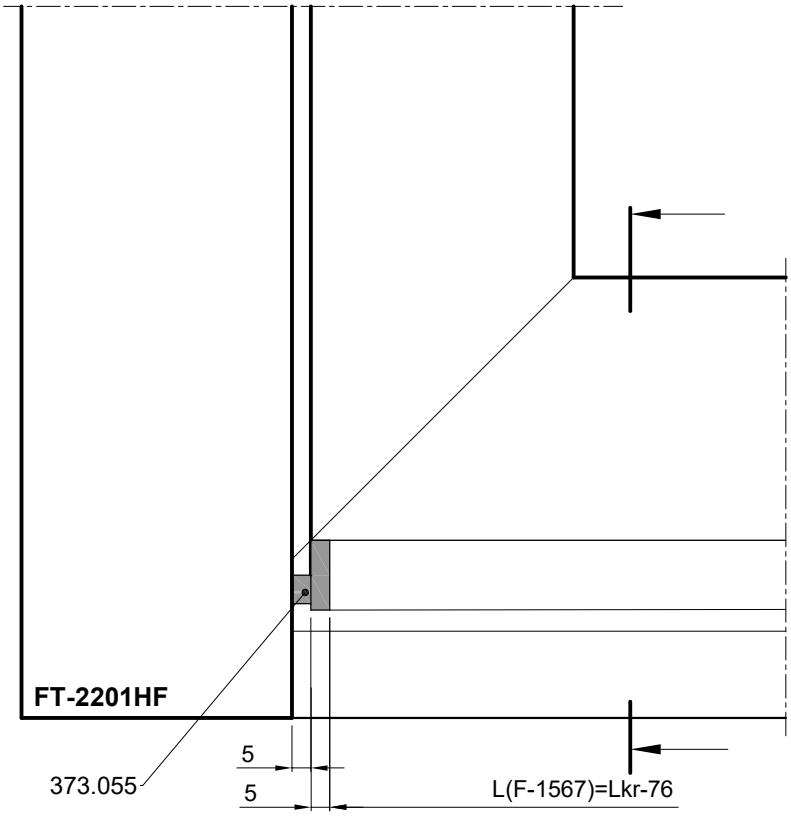
UGRADNJA PROFILA F-1567 U KRILO VRATA FT-0204HF SA UMETKOM 373.055-otvaranje unutra
MOUNTING PROFILE F-1567 IN SASHF DOOR FT-0204HF WITHF INSERT 373.055-opening inside

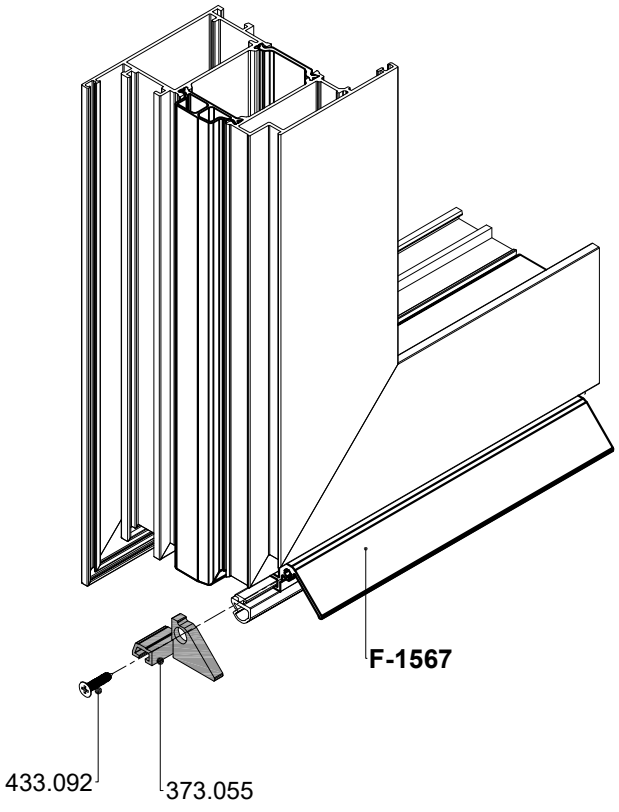


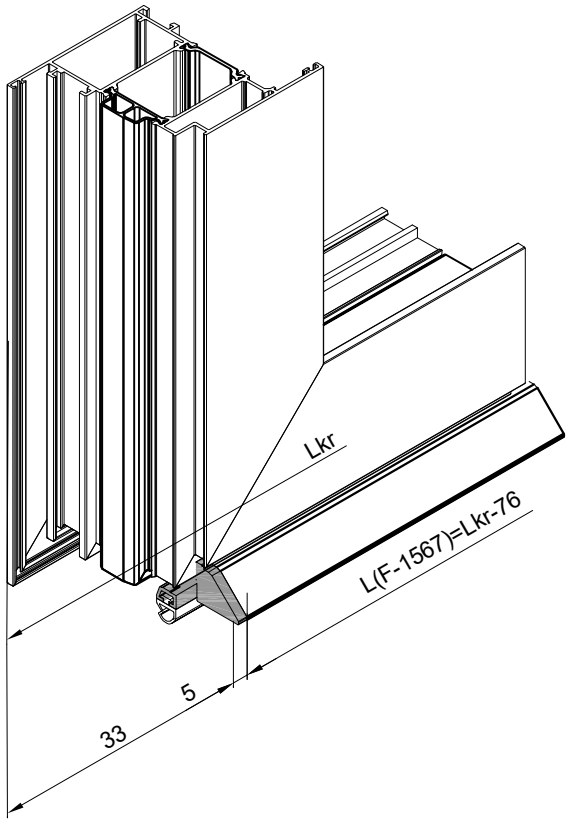


Napomena: Prikaz ugradnje primjenjiv je i na profile krila FT-0230HF, FT-0291HF, FT-0244HF i FT-0246HF.

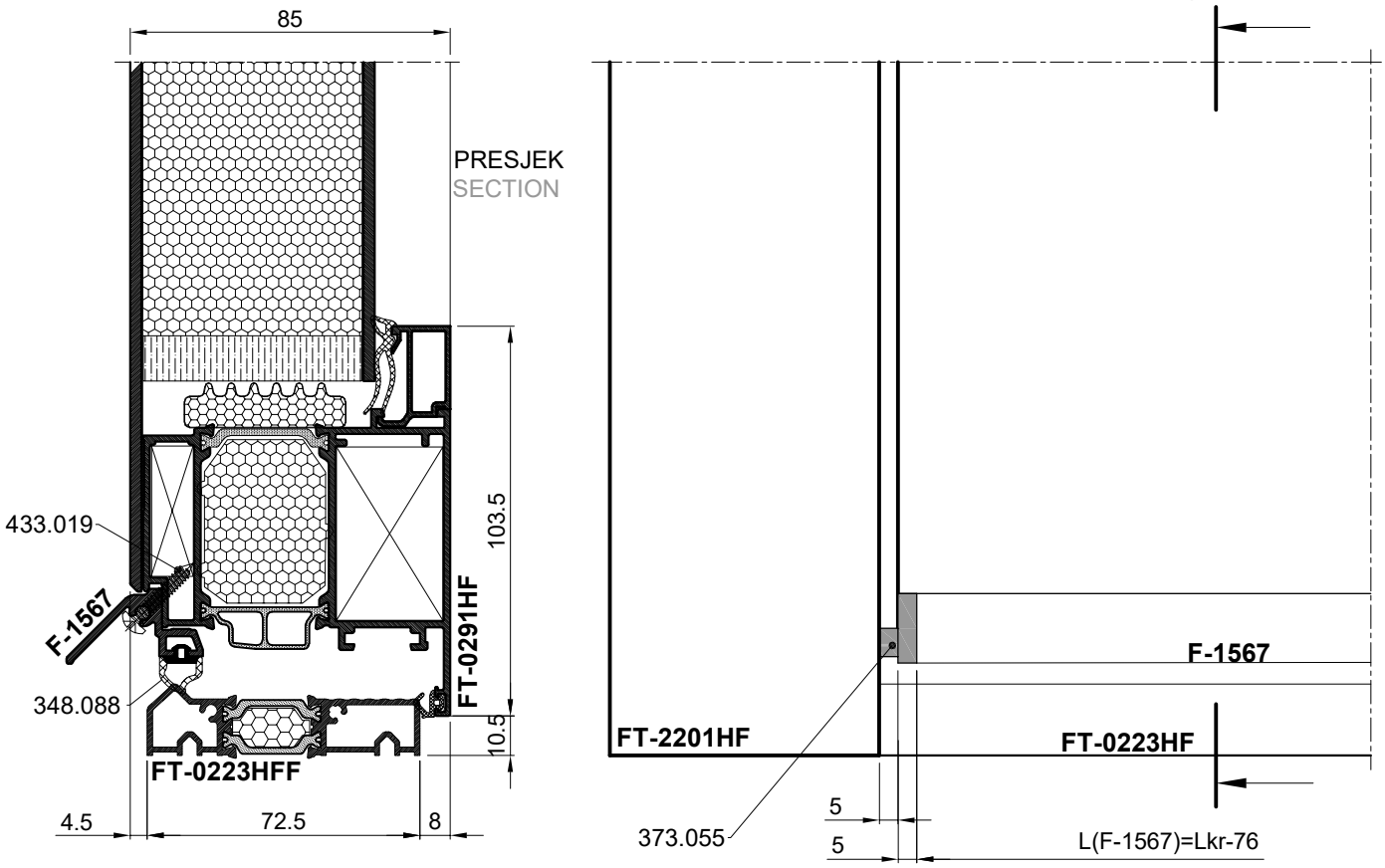

PRESJEK
SECTION
433.019
F-1567
348.088
344.058
FT-0275HF
103.5
13
FT-0294HF
4.5
72.5
8

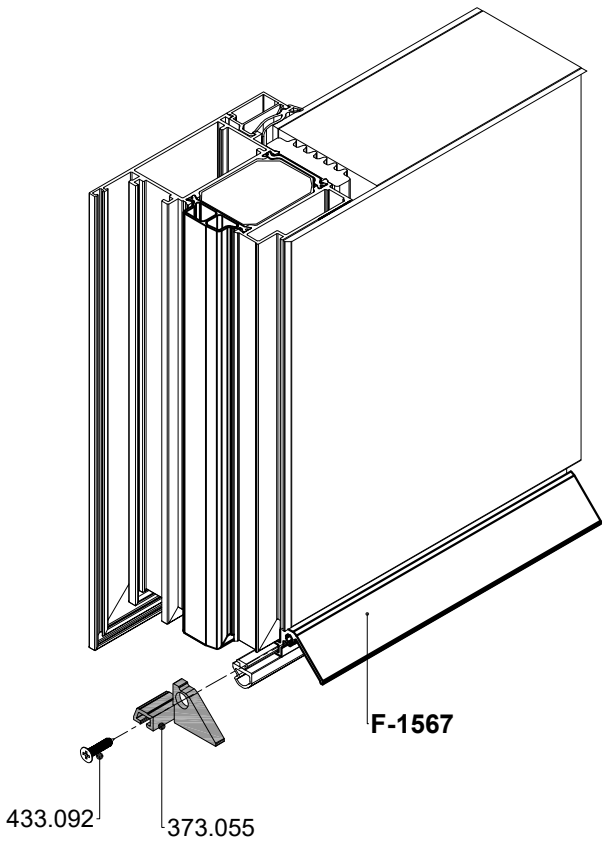

FT-2201HF
373.055
5
5
L(F-1567)=Lkr-76

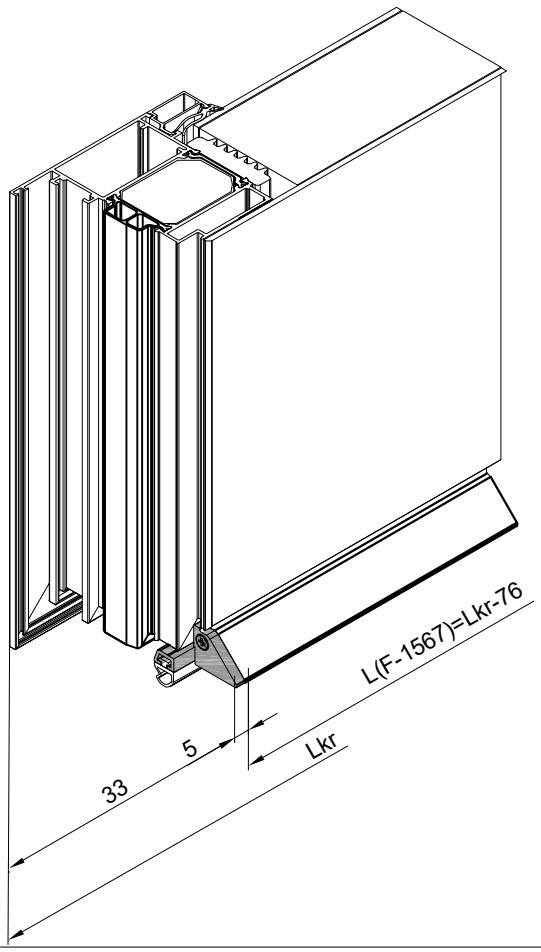

F-1567
433.092
373.055


Lkr
L(F-1567)=Lkr-76
5
33

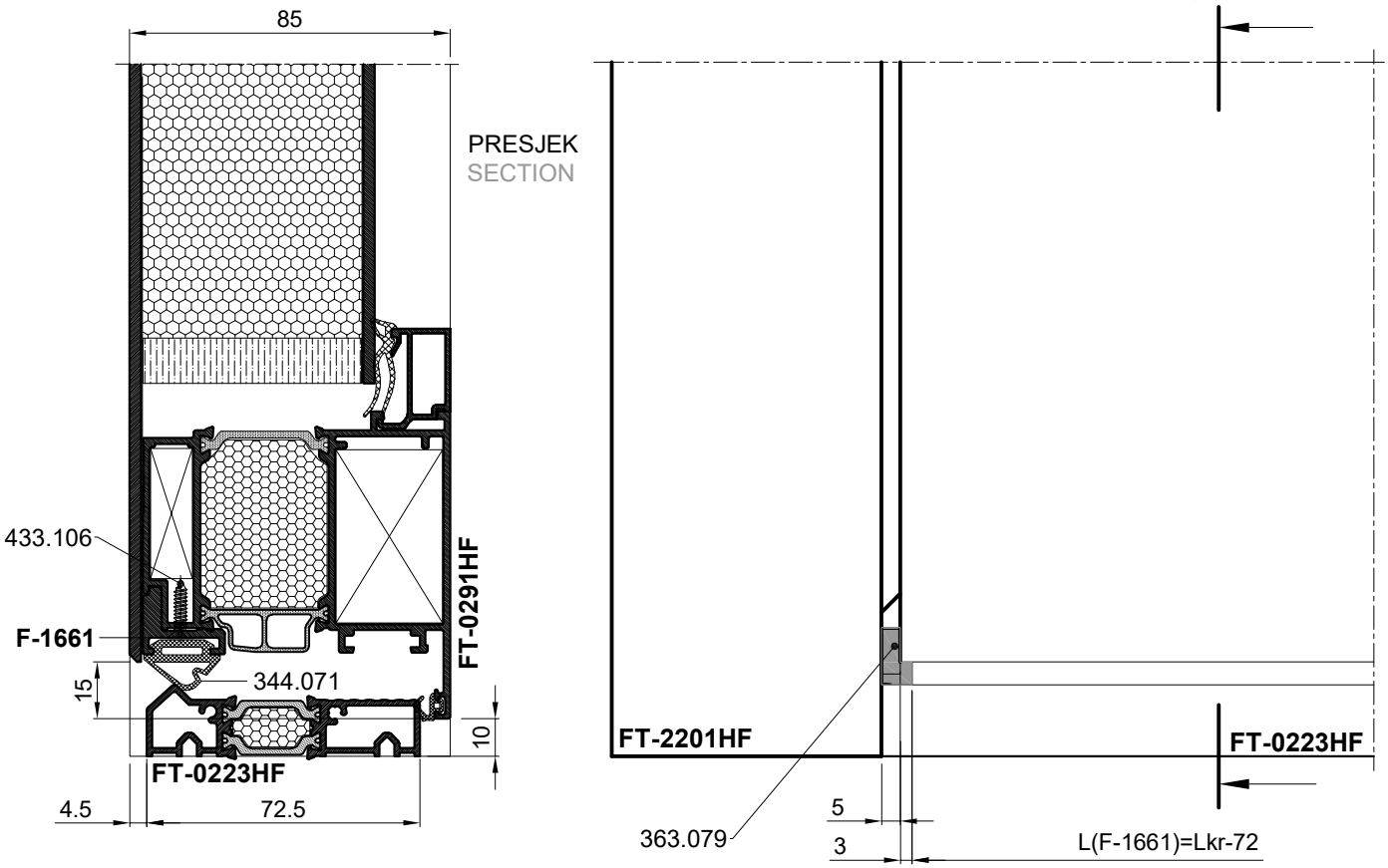
UGRADNJA PROFILA F-1567 U KRILO VRATA FT-0291HF SA UMETKOM 373.055-otvaranje unutra
MOUNTING PROFILE F-1567 IN SASHF DOOR FT-0291HF WITHF INSERT 373.055-opening inside

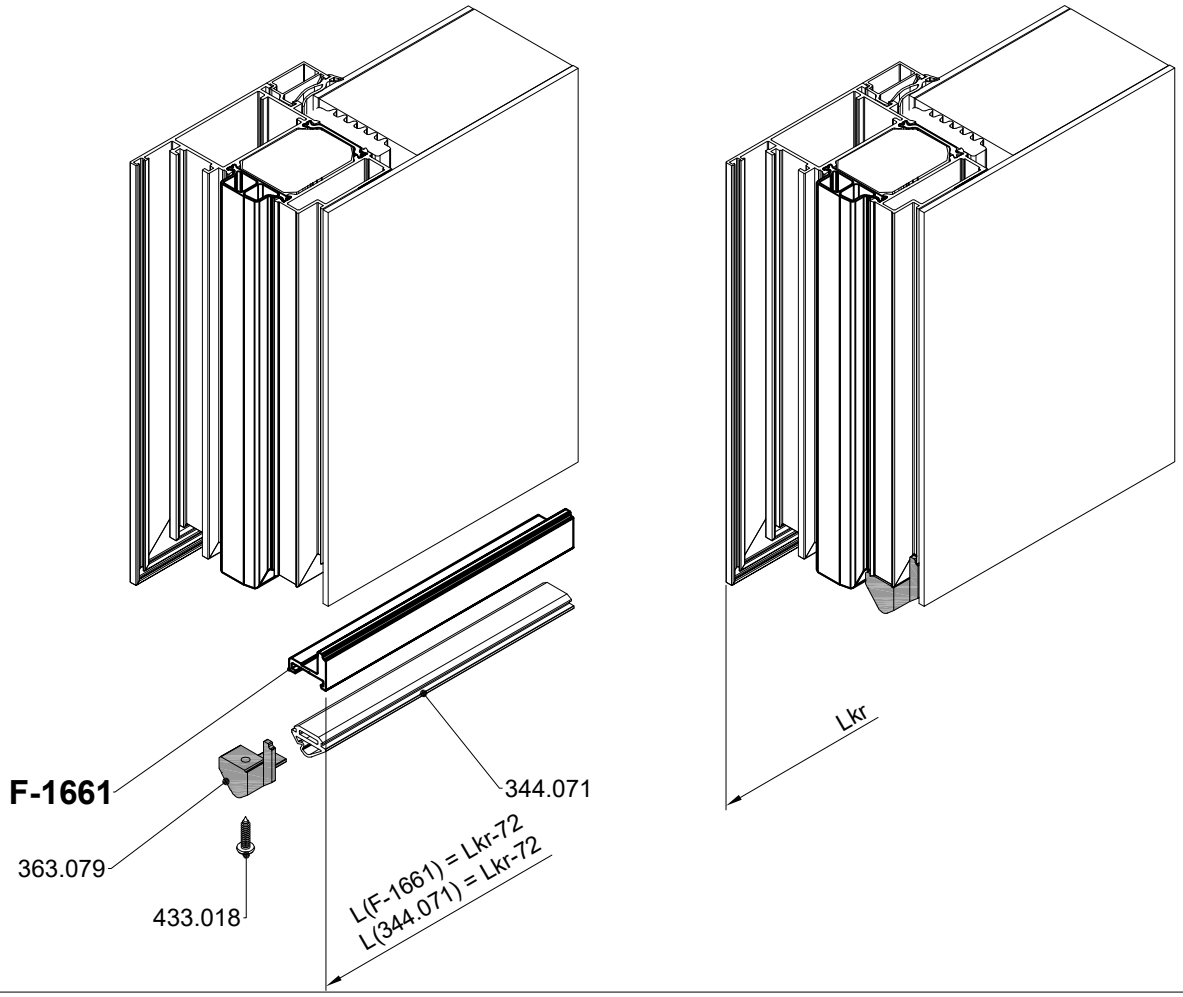




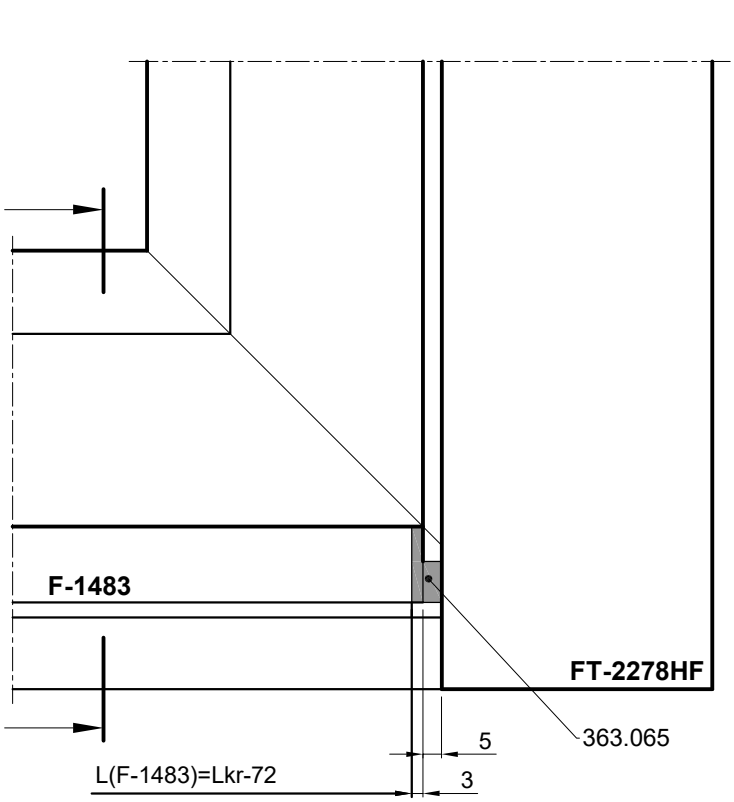


UGRADNJA PROFILA F-1661 U KRILO VRATA FT-0291HF SA UMETKOM 363.079-otvaranje unutra
MOUNTING PROFILE F-1661 IN SASHF DOOR FT-0291HF WITHF INSERT 363.079-opening inside

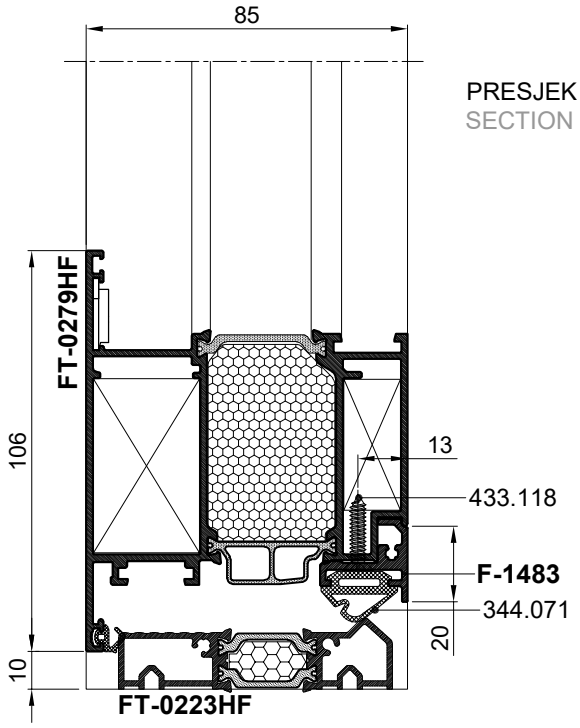




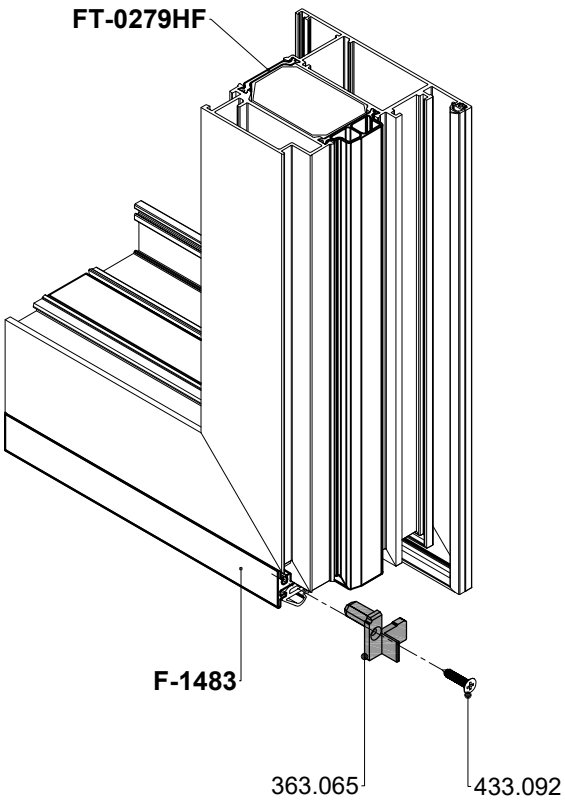
UGRADNJA PROFILA F-1483 U KRILO VRATA FT-0279HF SA UMETKOM 363.065-otvaranje vani
MOUNTING PROFILE F-1483 IN SASHF DOOR FT-0218HF WITHF INSERT 363.065-opening outside

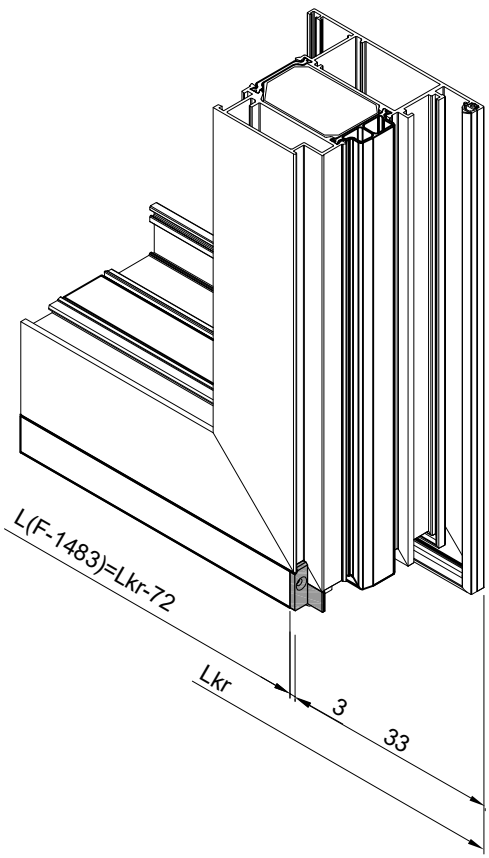


PRESJEK
SECTION

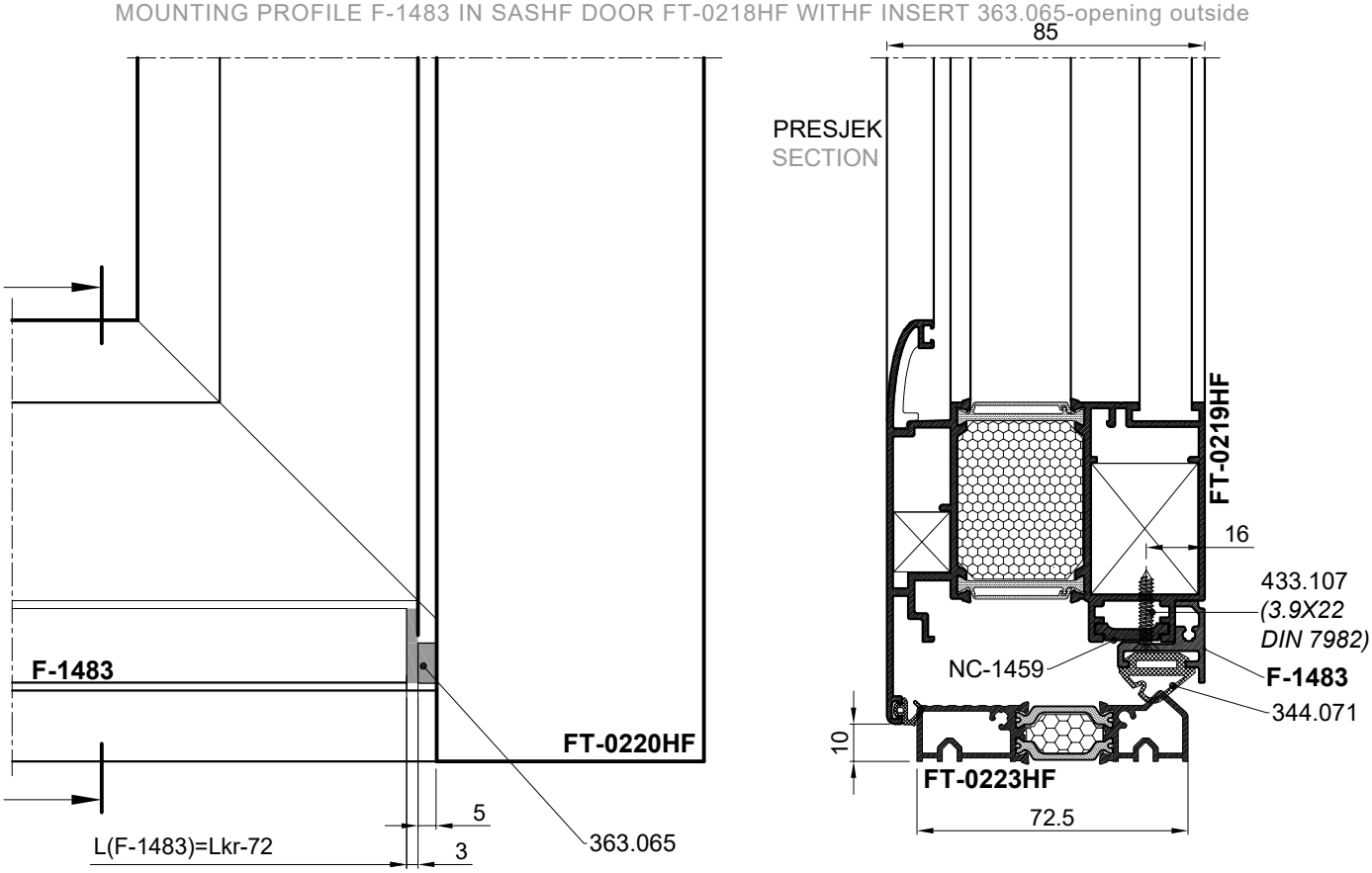


- Profil F-1483 se pila ravno
  Mjera pilanja L(F-1483) = Lkr-72
- The profile F-1483 is cat straight
  Cutting measure L(F-1483) = Lkr-72

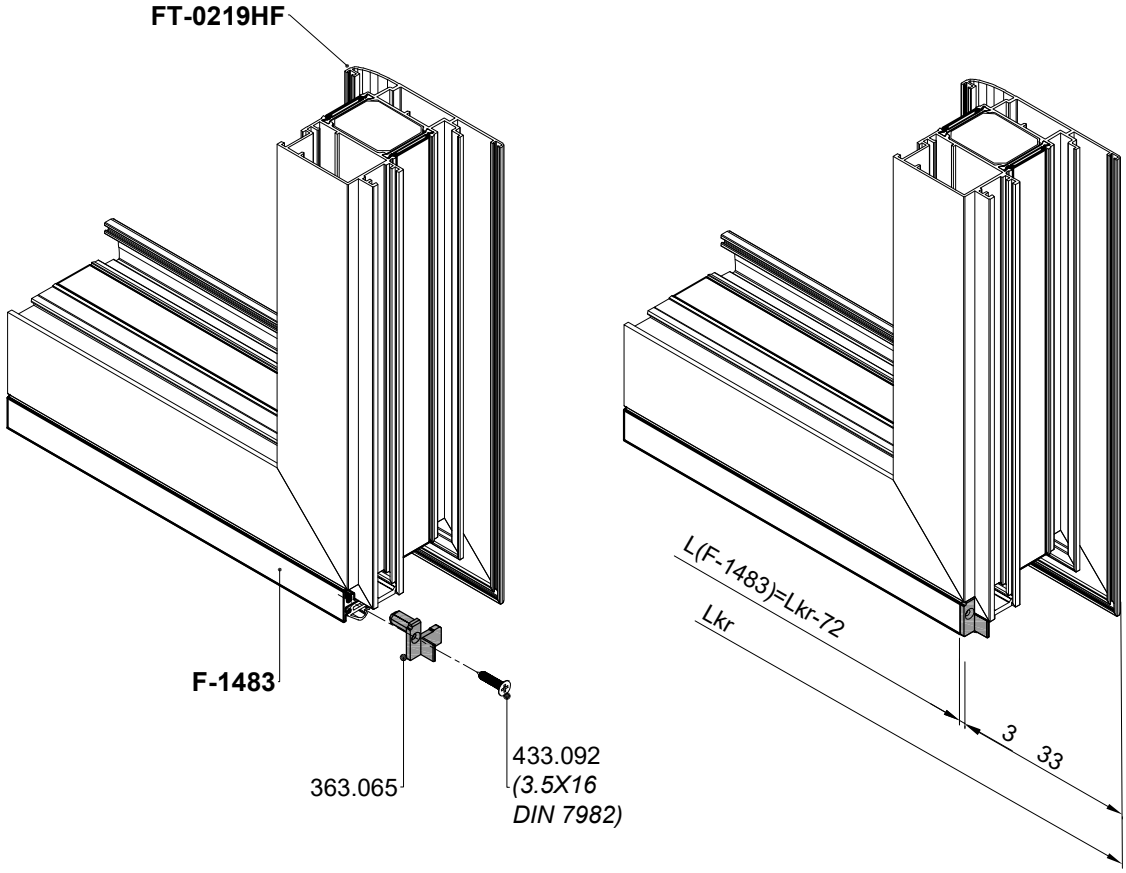




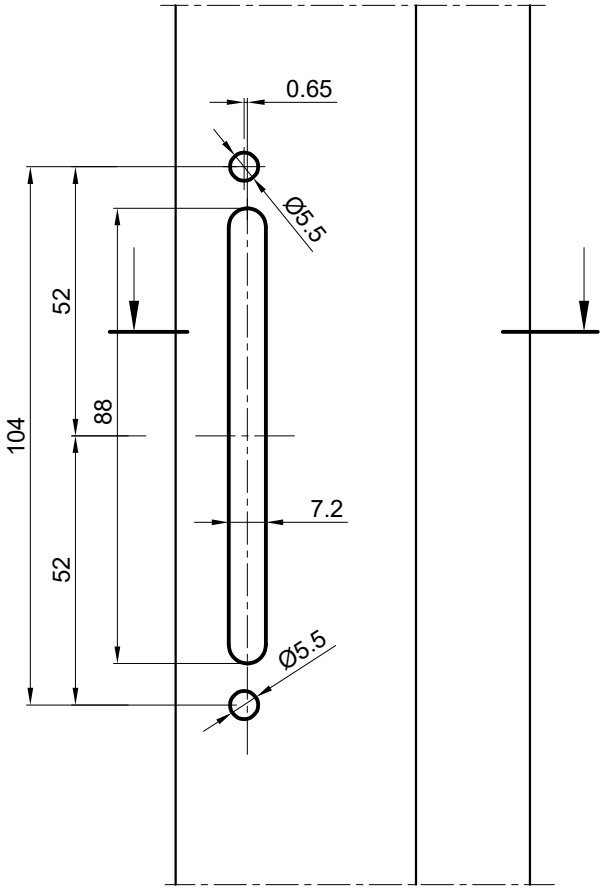
UGRADNJA PROFILA F-1483 U KRILO VRATA FT-0218HF SA UMETKOM 363.065-otvaranje vani
MOUNTING PROFILE F-1483 IN SASHF DOOR FT-0218HF WITHF INSERT 363.065-opening outside



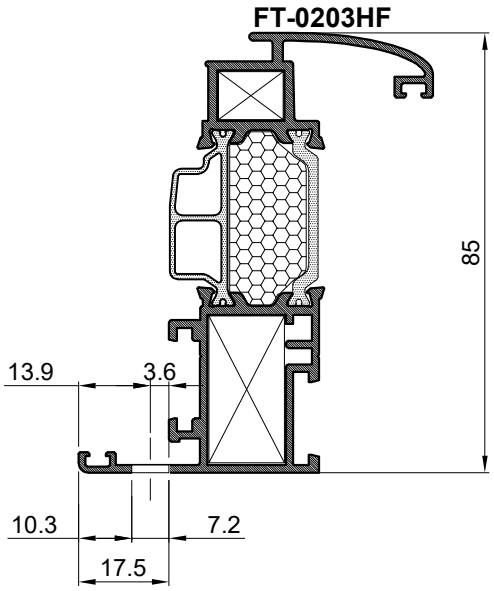
- Profil F-1483 se pila ravno
  Mjera pilanja L(F-1483) = Lkr-72
- The profile F-1483 is cat straight
  Cutting measure L(F-1483) = Lkr-72

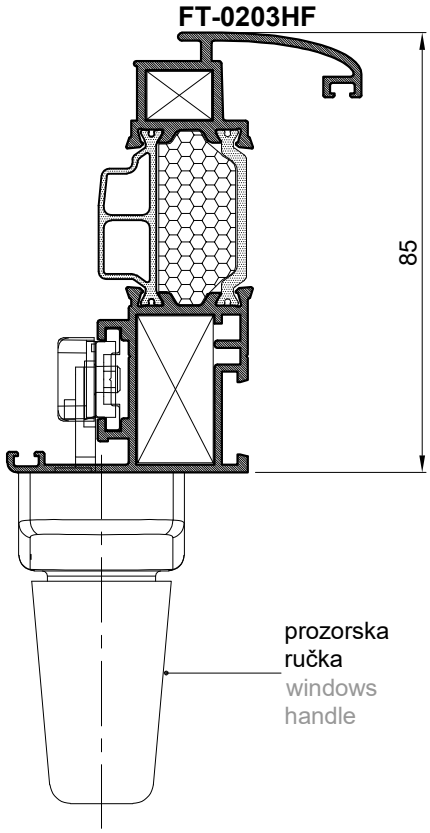


OBRADA PROZORSKOG PROFILA KRILA ZA UGRADNJU RUČKE
PROCESSING OF WINDOW SASH PROFILE FOR HADNLE MONTAGE

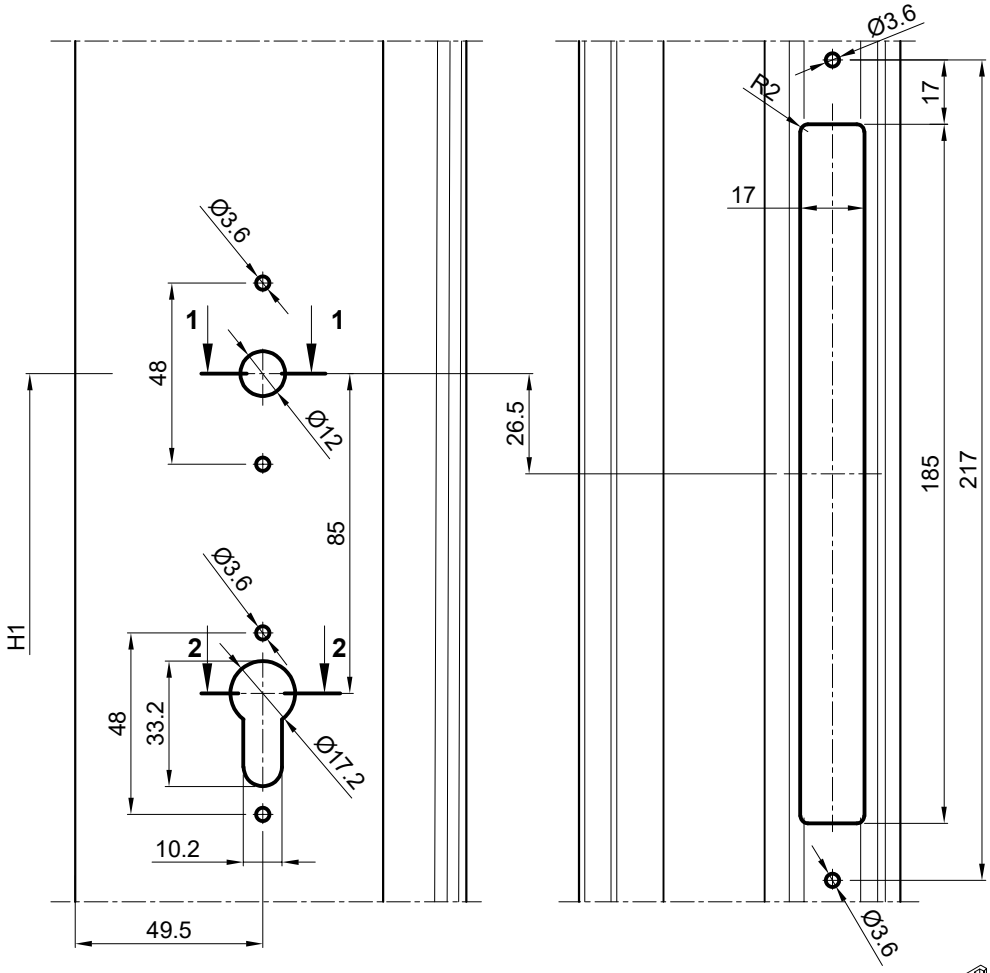


-Za zaokretno i otklopno-zaokretno otvaranje
-Obrada je ista za sve profile krila prozora
-For turn and tilt&turn opening
-Processing is the same for all sash window profiles

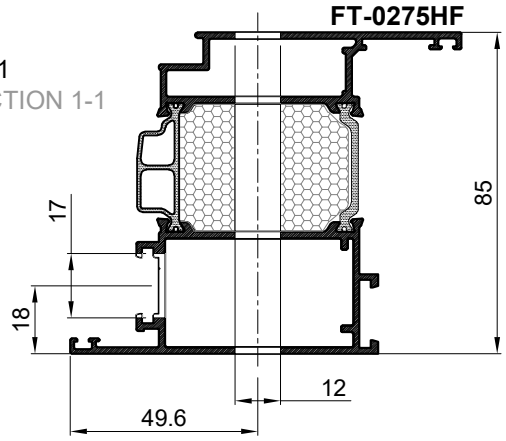




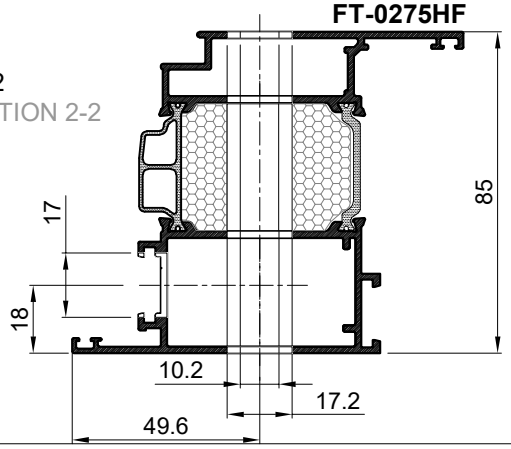
OBRADA PROFILA KRILA VRATA (otvaranje unutra) ZA BRAVU 124.001 I RUČKU
PROCESSING OF DOOR SASH PROFILE (inside opening) FOR LOCK 124.001 AND HANDLE

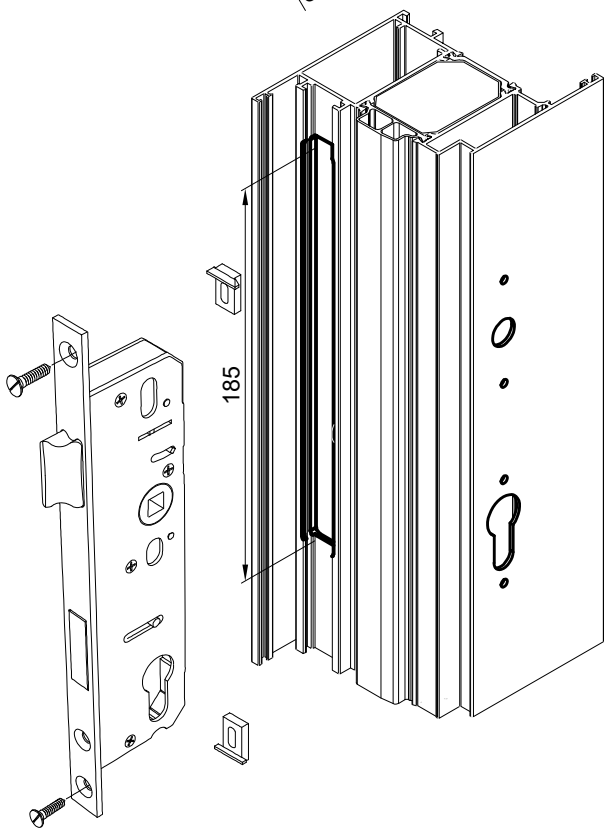


PRESJEK 1-1
CROSS-SECTION 1-1

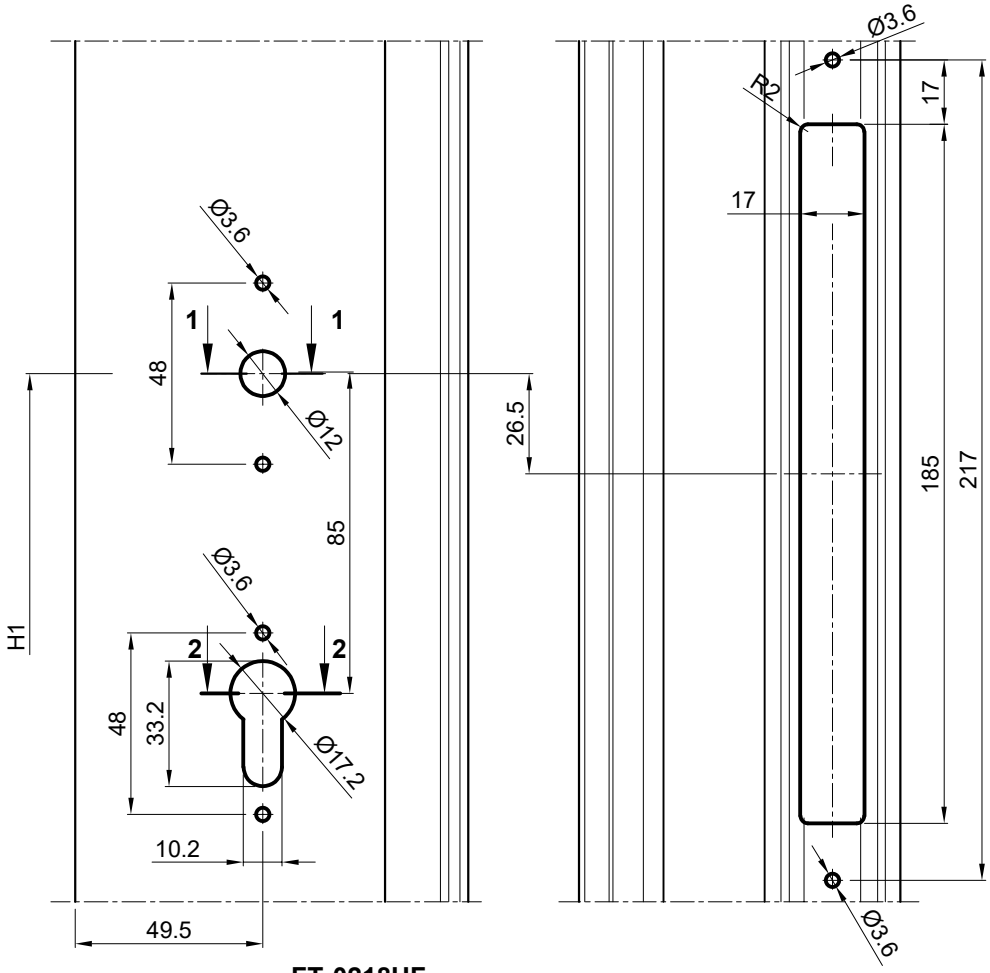


PRESJEK 2-2
CROSS-SECTION 2-2

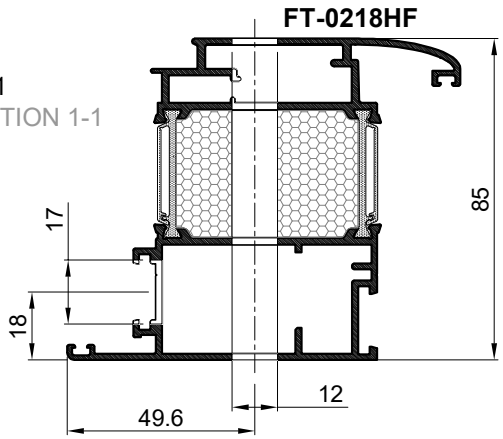




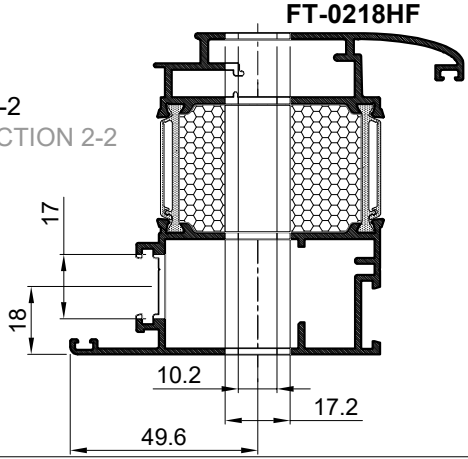
OBRADA PROFILA KRILA VRATA (otvaranje unutra) ZA BRAVU 124.001 I RUČKU
PROCESSING OF DOOR SASH PROFILE (inside opening) FOR LOCK 124.001 AND HANDLE

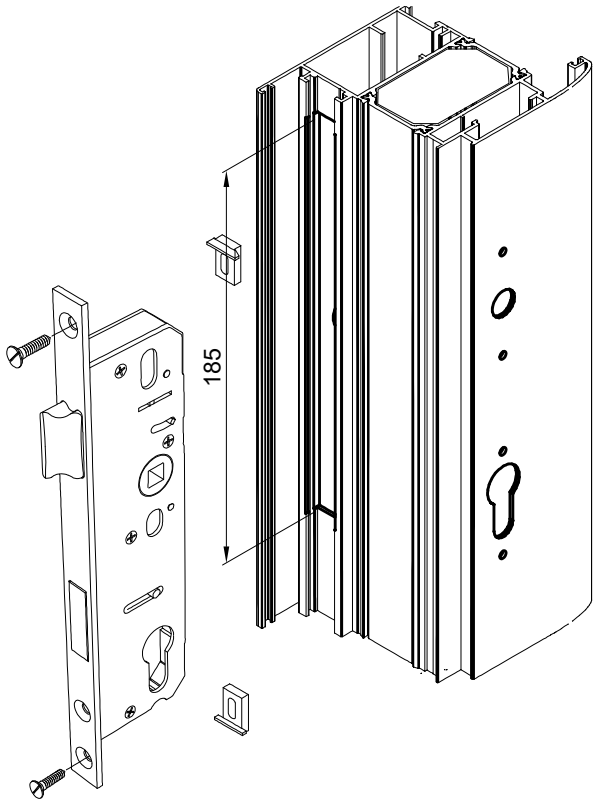


PRESJEK 1-1
CROSS-SECTION 1-1

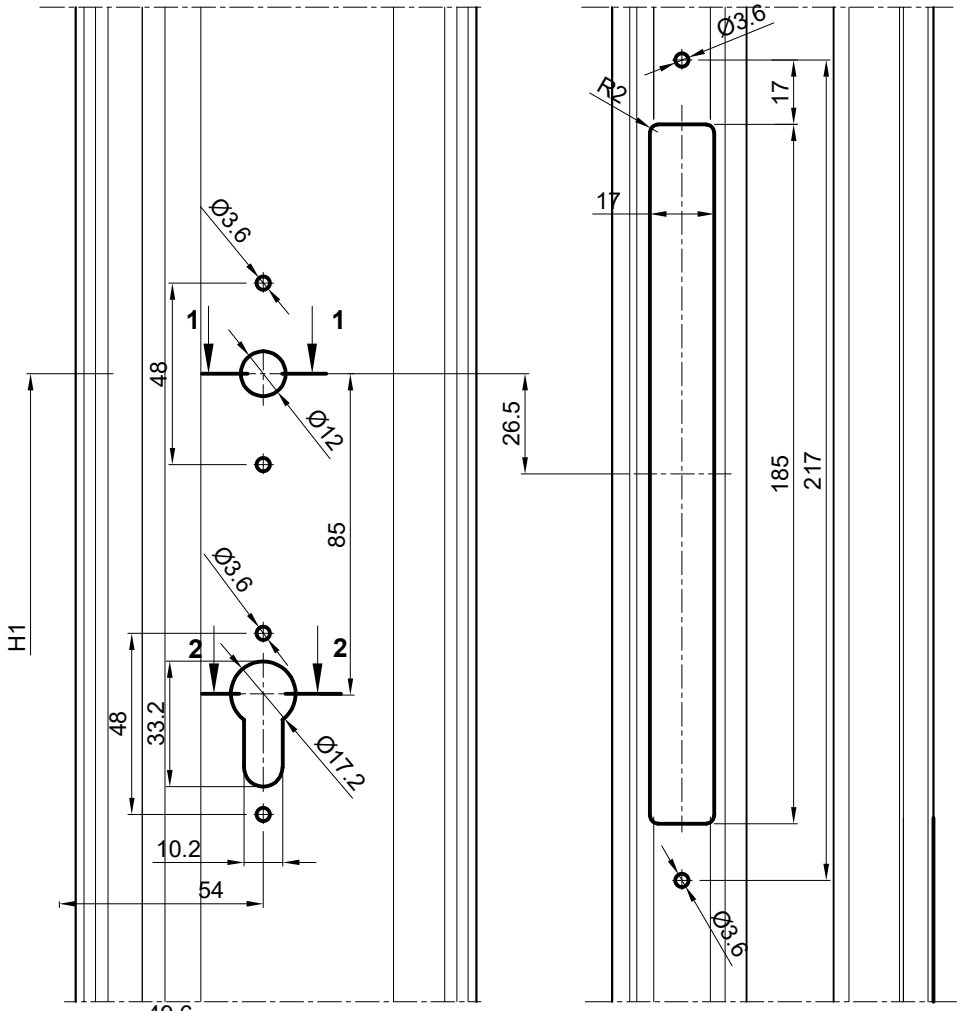


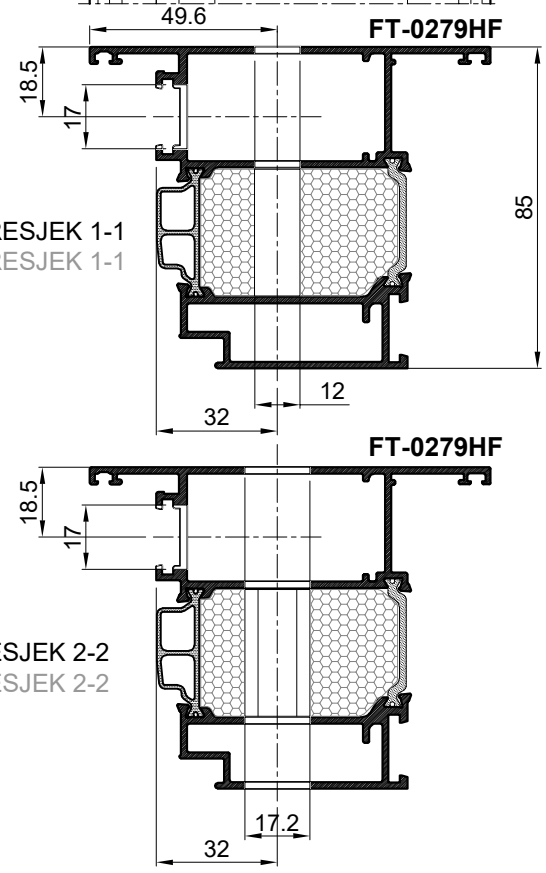
PRESJEK 2-2
CROSS-SECTION 2-2





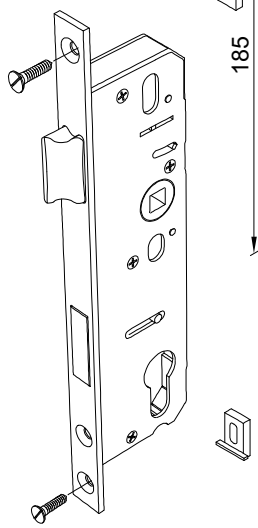
OBRADA PROFILA KRILA VRATA (otvaranje vani) ZA BRAVU 124.001 I RUČKU
PROCESSING OF DOOR SASH PROFILE (inside opening) FOR LOCK 124.001 AND HANDLE

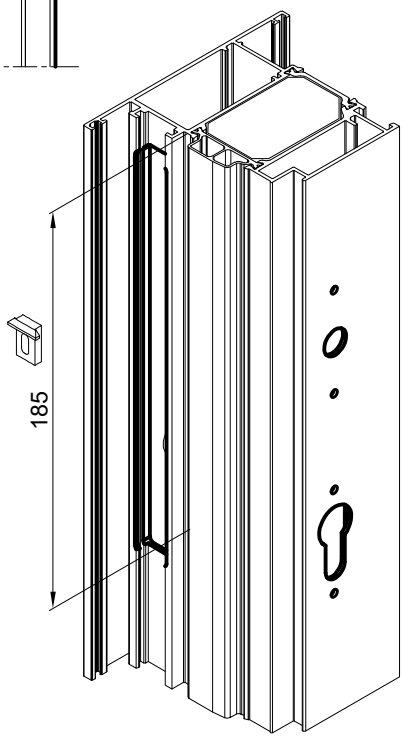




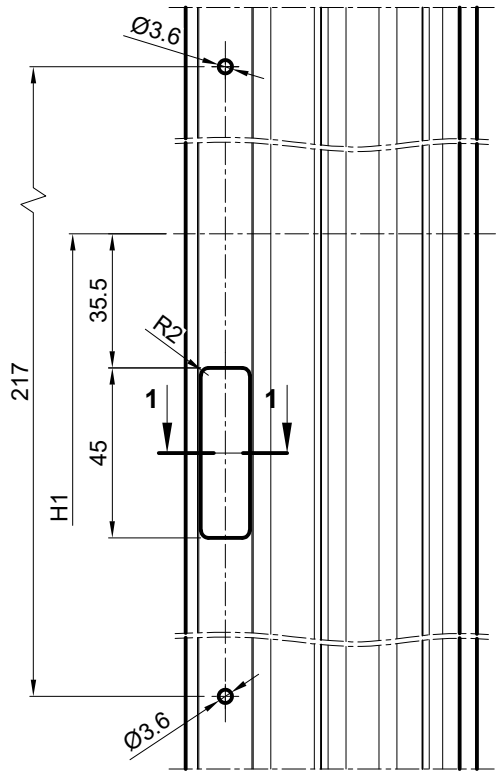
PRESJEK 1-1
PRESJEK 1-1

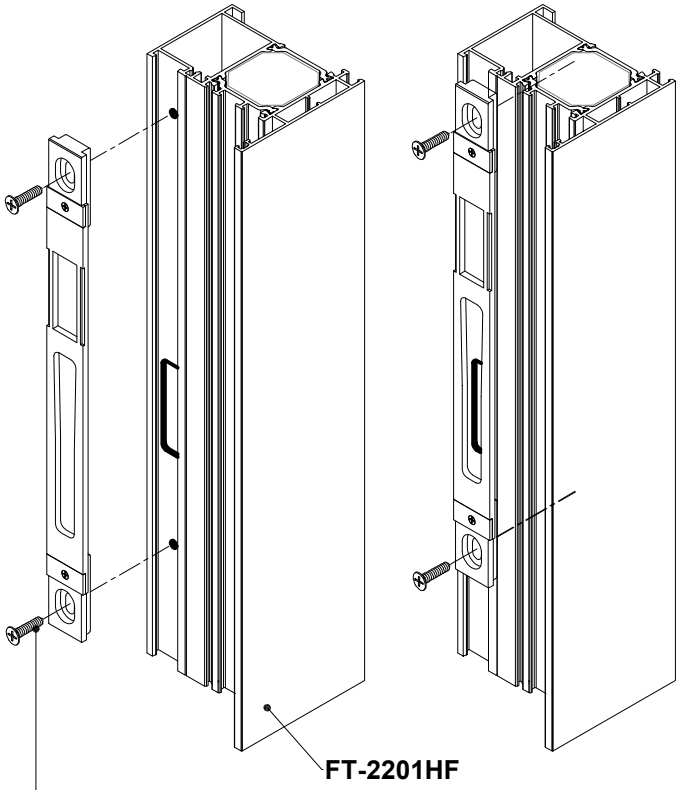
PRESJEK 2-2
PRESJEK 2-2





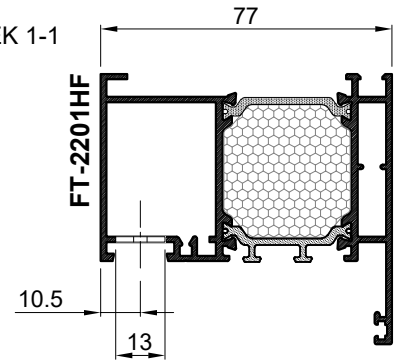
OBRADA PROFILA RAMA VRATA (otvaranje unutra) ZA PRIHVATNIK JEZIČKA BRAVE 124.003 (Stublina)
PROCESSING OF DOOR FRAME PROFILE (inside opening) FOR LOCK LATCHBOLT ACCEPTOR 124.003 (St.)

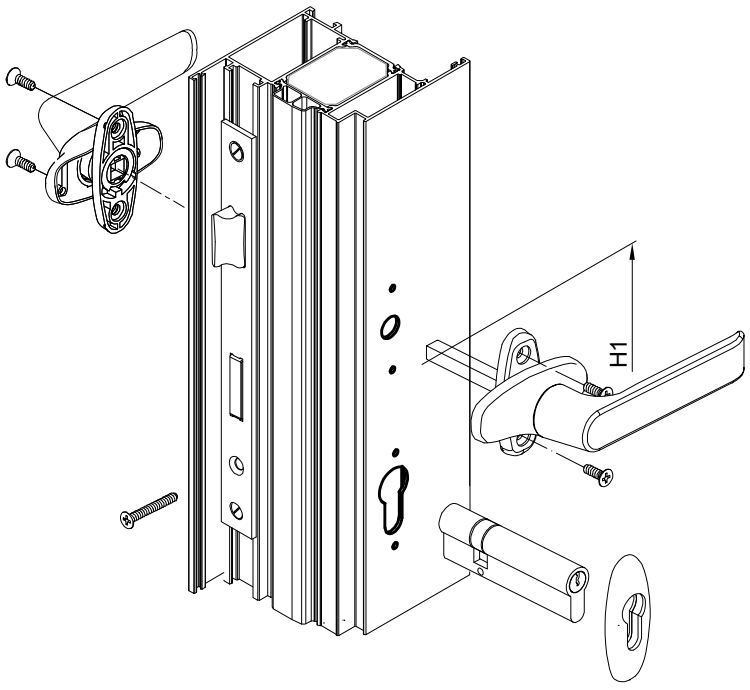




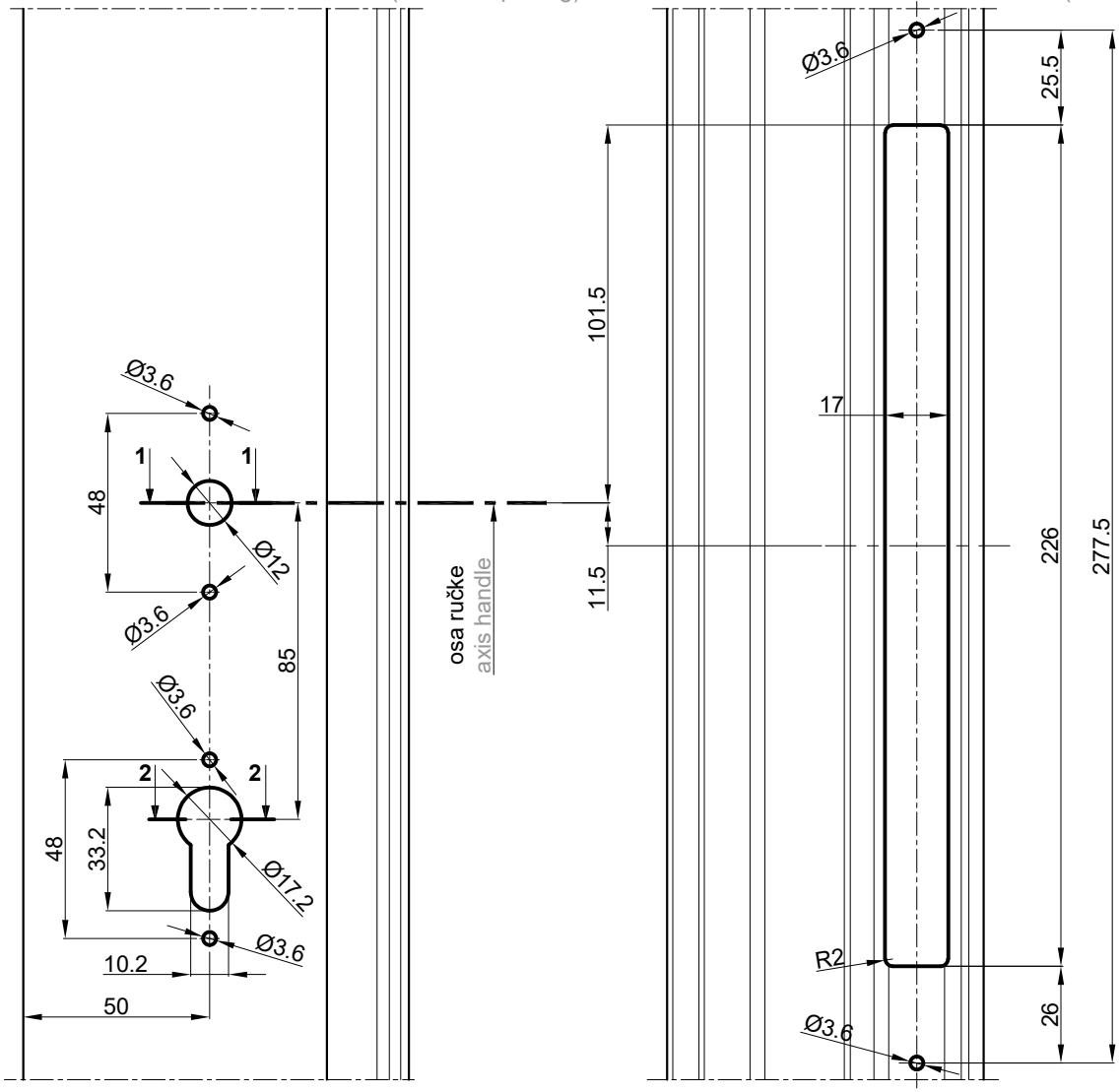
124.003
prihvatnik jezička brave
lock latchobolt acceptor

PRESJEK 1-1

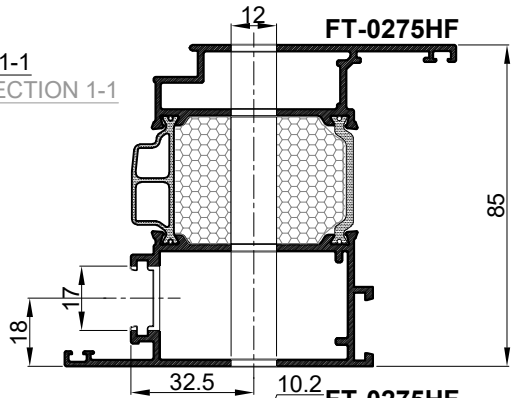




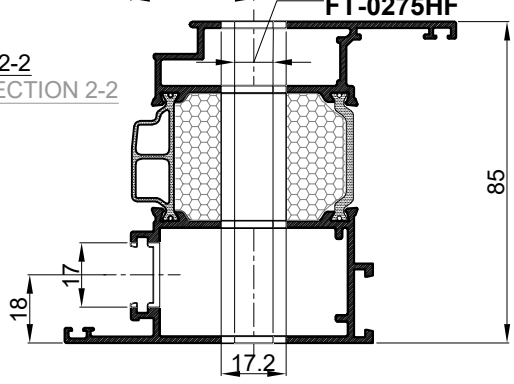
OBRADA PROFILA KRILA VRATA (otvaranje unutra) ZA BRAVU 124.042 I RUČKU 104.015 (Stublina)
PROCESSING OF DOOR LEAF PROFILE (inwards opening) FOR LOCK 124.042 AND HANDLE 104.015 (Stublina)

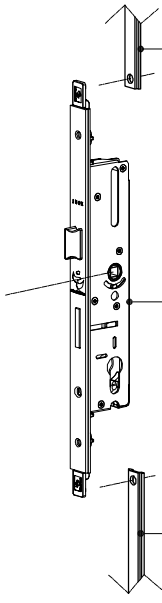


PRESJEK 1-1
CROSS SECTION 1-1



PRESJEK 2-2
CROSS SECTION 2-2






NC-1459
Profil klizača
Slide profile

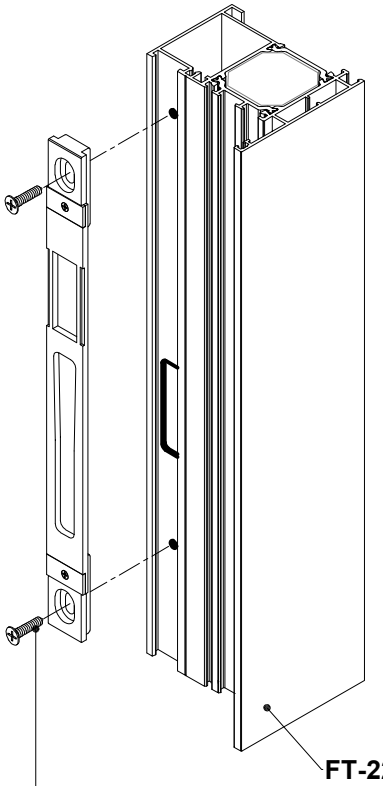
124.042
brava (35)
lock (35)

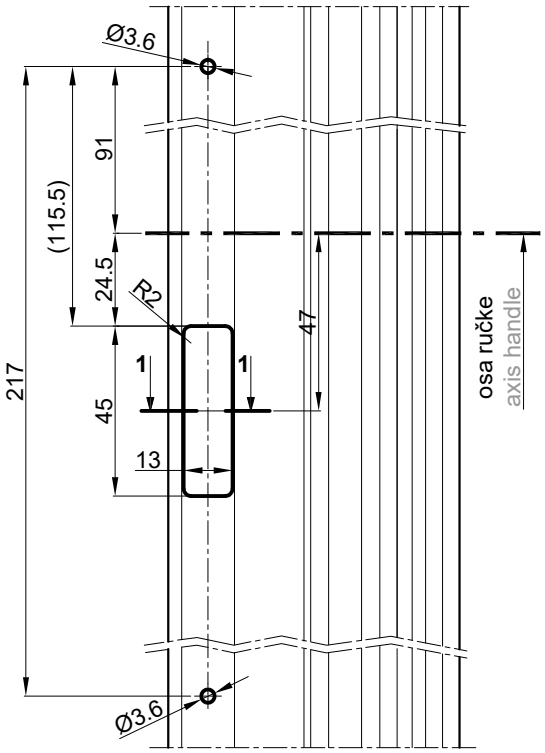
NC-1459
Profil klizača
Slide profile

OBRADA PROFILA RAMA VRATA I PROFILA KOMBATUTE (otvaranje unutra) ZA PRIHVATNIK JEZIČKA BRAVE 124.003 (Stublina) - ZA BRAVU 124.042

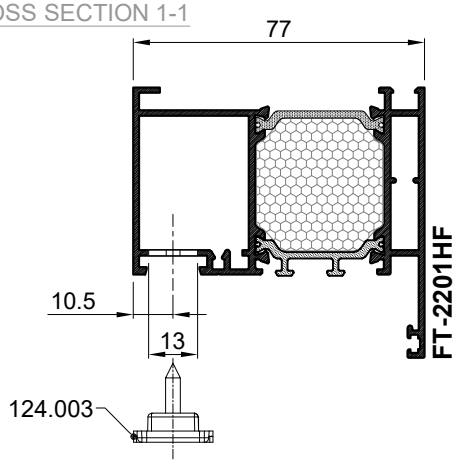
PROCESSING OF DOOR FRAME AND FLAYING MULLION PROFILE (inwards opening) FOR LOCK LATCHBOLT ACCEPTOR 124.003 (Stublina) - FOR LOCK 124.042

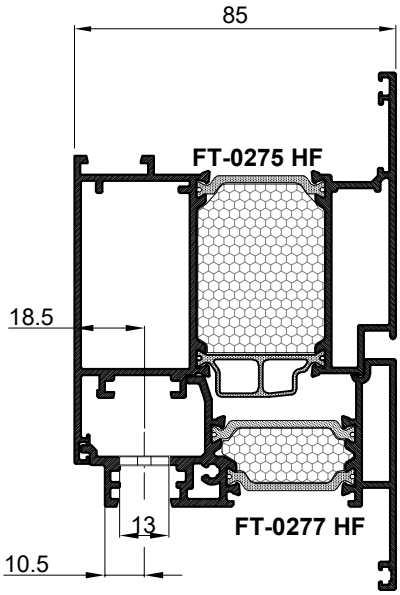




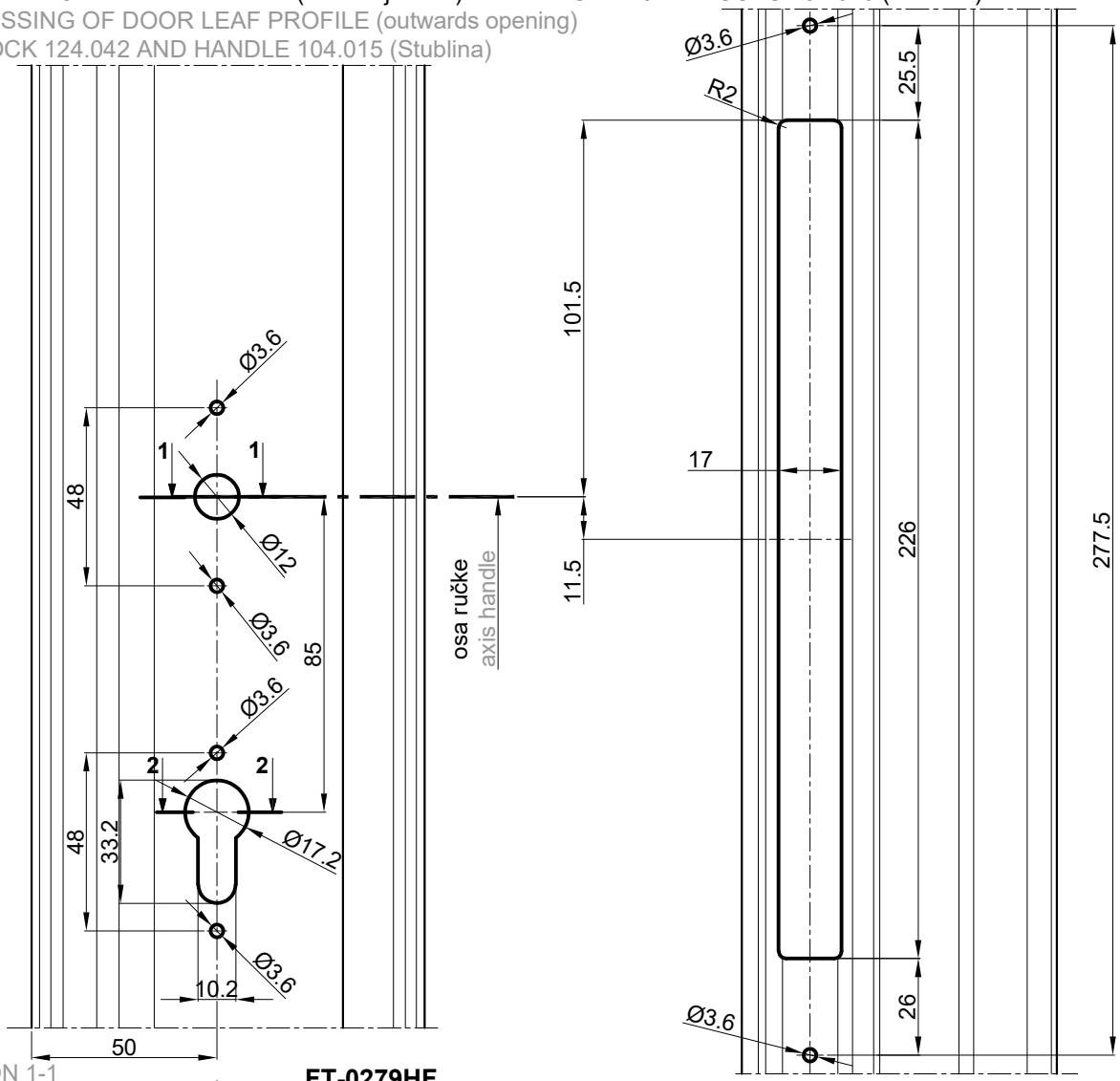


PRESJEK 1-1
CROSS SECTION 1-1

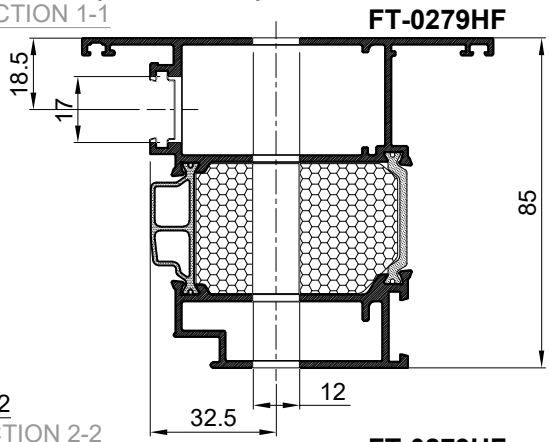




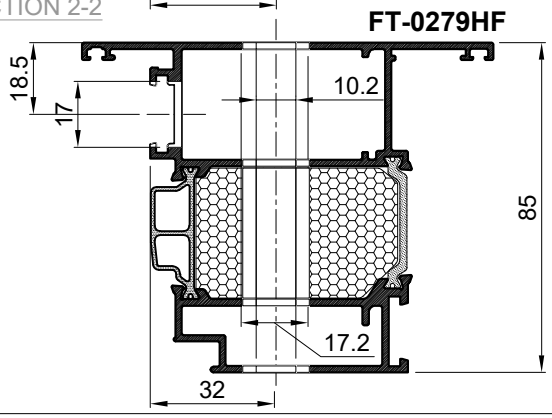
OBRADA PROFILA KRILA VRATA (otvaranje vani) ZA BRAVU 124.042 I RUČKU 104.015 (Stublina)
PROCESSING OF DOOR LEAF PROFILE (outwards opening)
FOR LOCK 124.042 AND HANDLE 104.015 (Stublina)

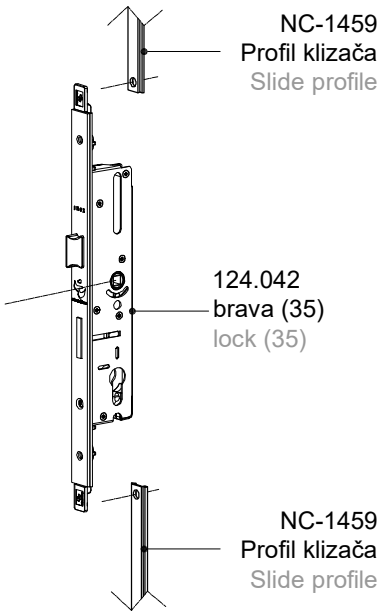


PRESJEK 1-1
CROSS SECTION 1-1




PRESJEK 2-2
CROSS SECTION 2-2

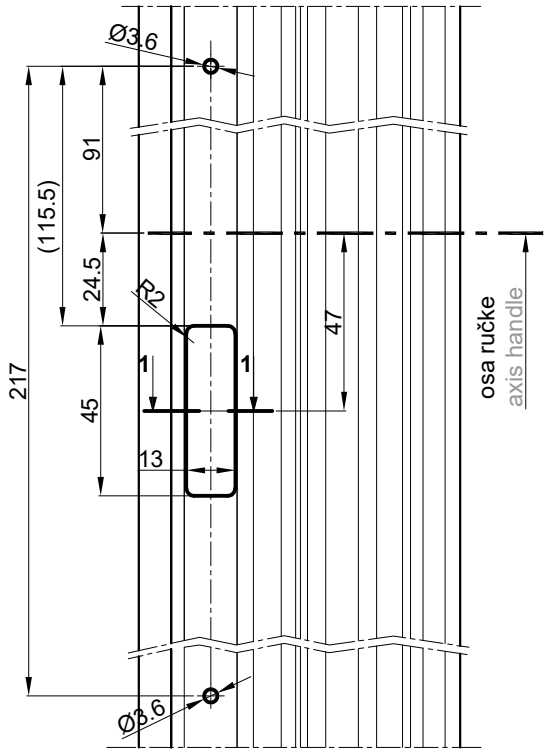


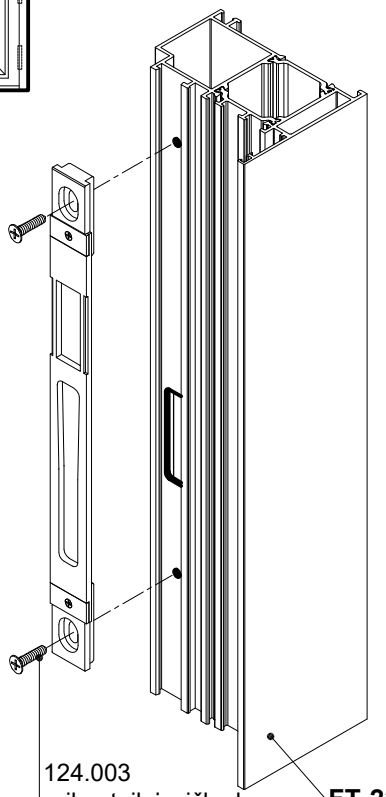


OBRADA PROFILA RAMA VRATA I PROFILA KOMBATUTE (otvaranje vani) ZA PRIHVATNIK JEZIČKA BRAVE 124.003 (Stublina) - ZA BRAVU 124.042

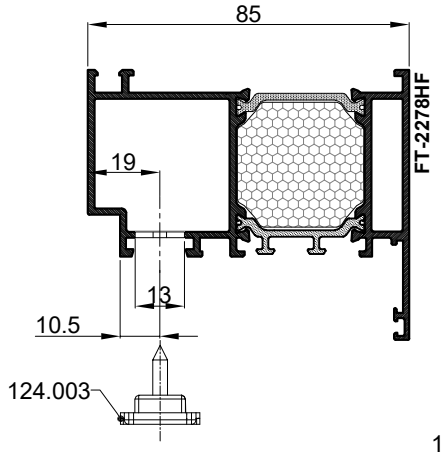
PROCESSING OF DOOR FRAME AND FLAYING MULLION PROFILE (outwards opening) FOR LOCK LATCHBOLT ACCEPTOR 124.003 (Stublina) - FOR LOCK 124.042

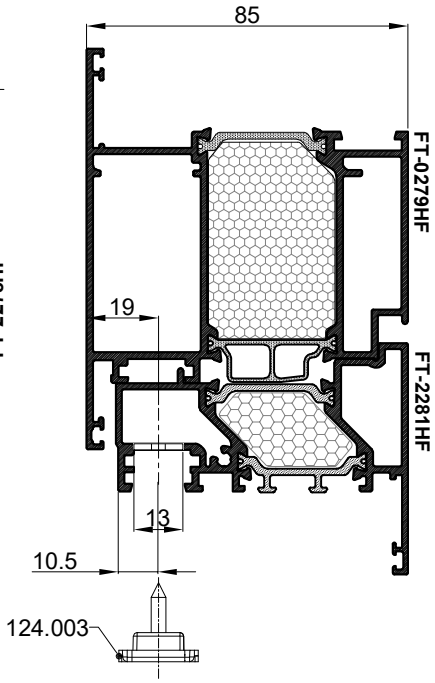


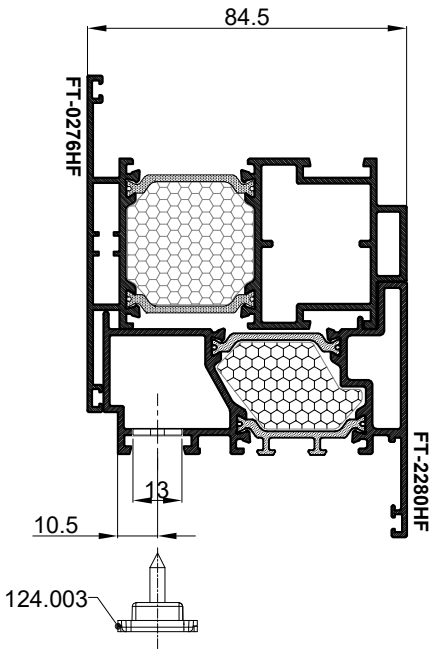




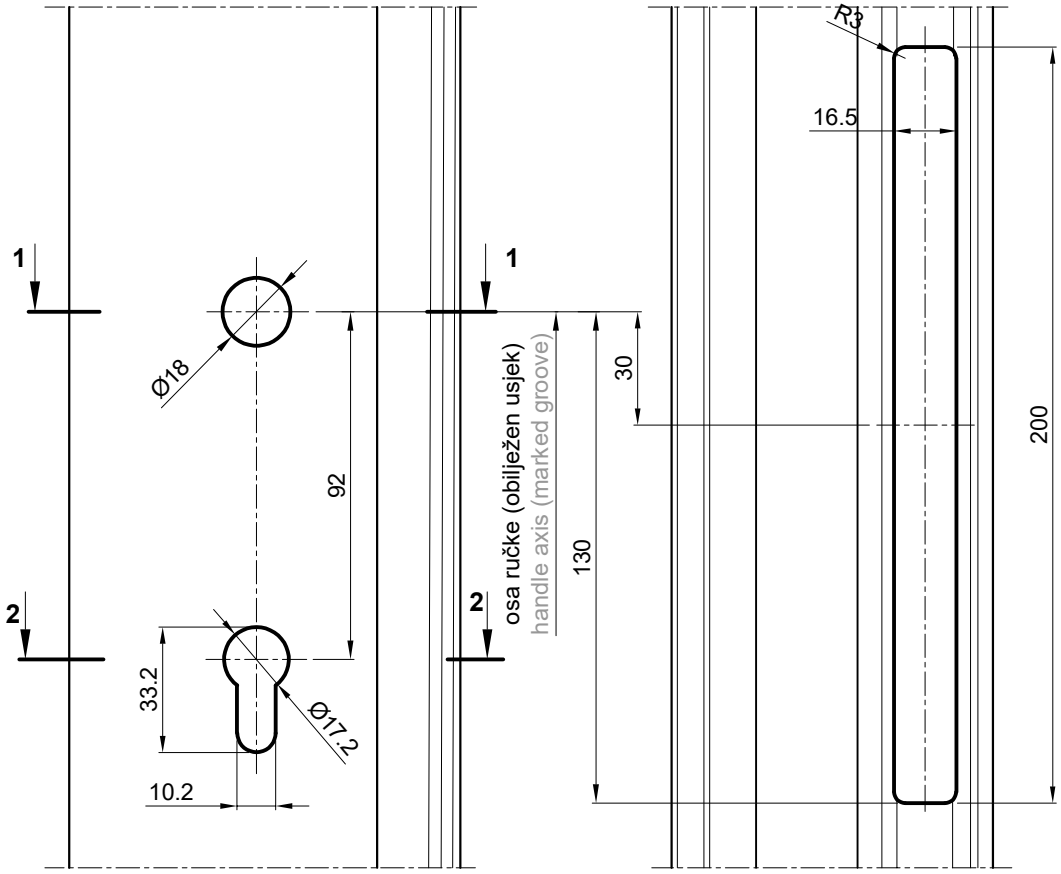
PRESJEK 1-1
CROSS SECTION 1-1



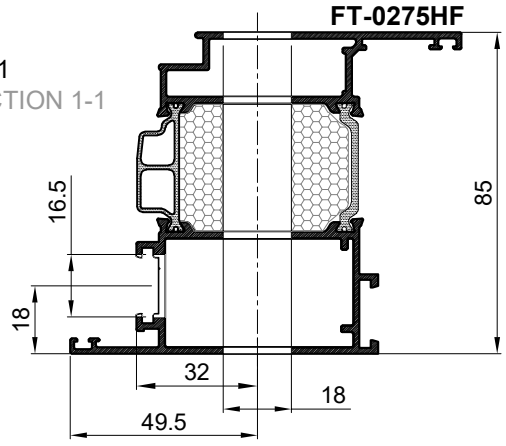




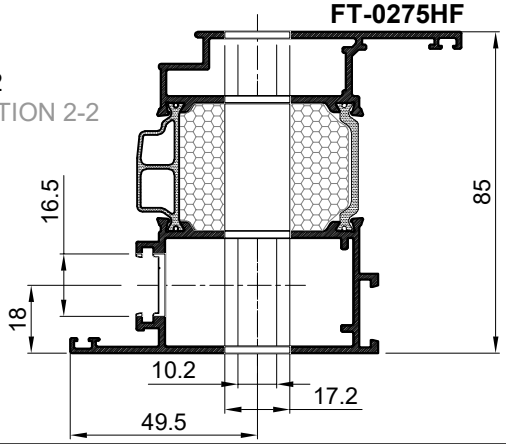
OBRADA PROFILA KRILA VRATA (otvaranje unutra) ZA BRAVU S JEZIČKOM 122.073 (GU-BKS) I RUČKU 102.028 (GU)
PROCESSING OF DOOR LEAF PROFILE (inward opening) FOR LOCK WITH LATCHBOLT 122.073 (GU-BKS) AND HANDLE 102.028 (GU)

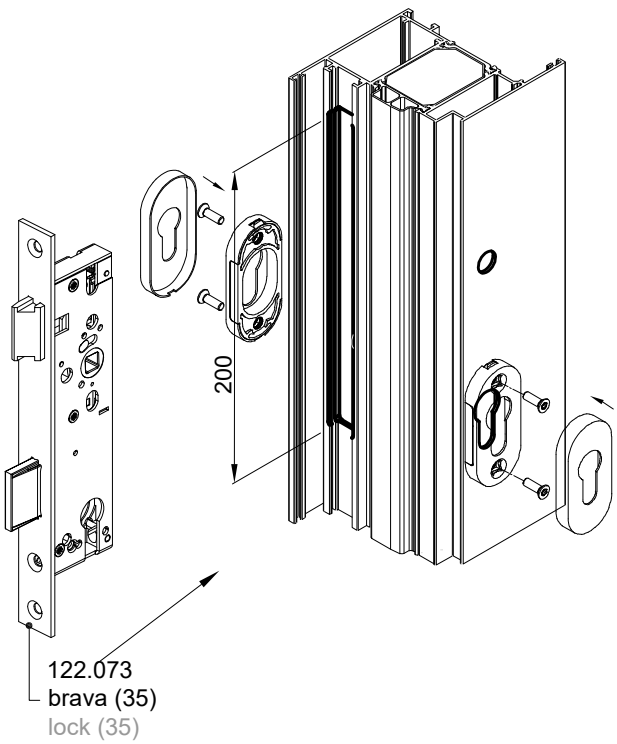


PRESJEK 1-1
CROSS-SECTION 1-1

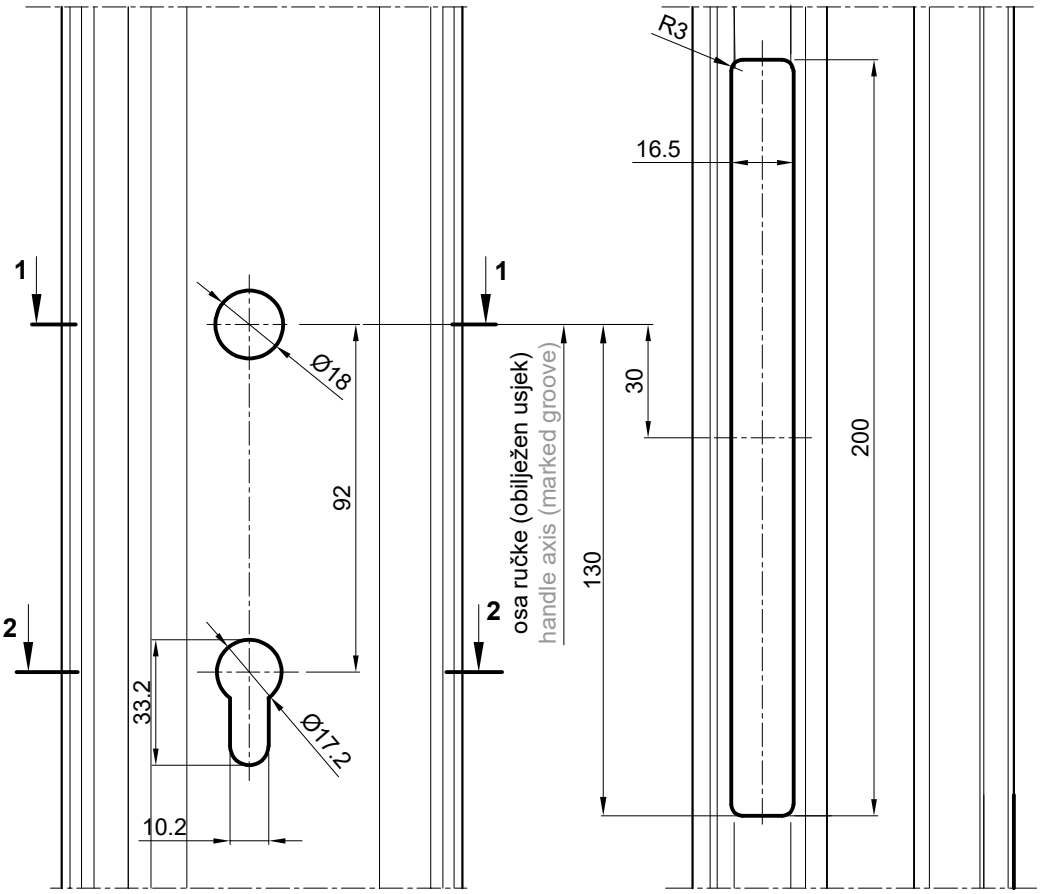


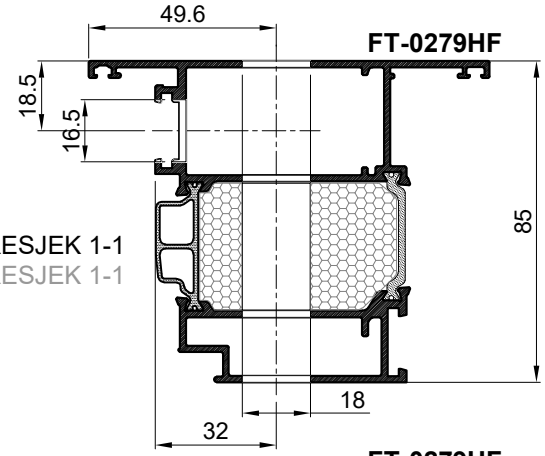
PRESJEK 2-2
CROSS-SECTION 2-2



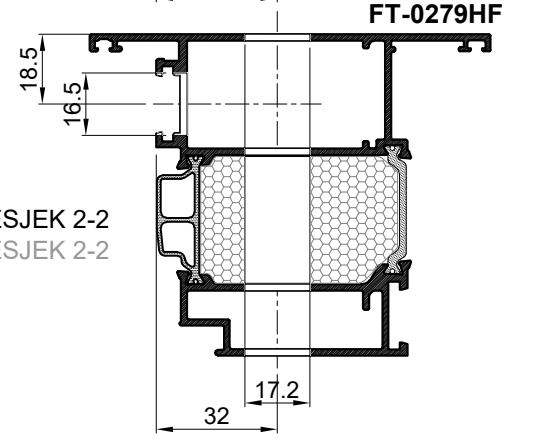


OBRADA PROFILA KRILA VRATA (otvaranje vani) ZA BRAVU S JEZIČKOM 122.073 (GU-BKS) I RUČKU 102.028 (GU)
PROCESSING OF DOOR LEAF PROFILE (outward opening) FOR LOCK WITH LATCHBOLT 122.073 (GU-BKS) AND HANDLE 102.028 (GU)

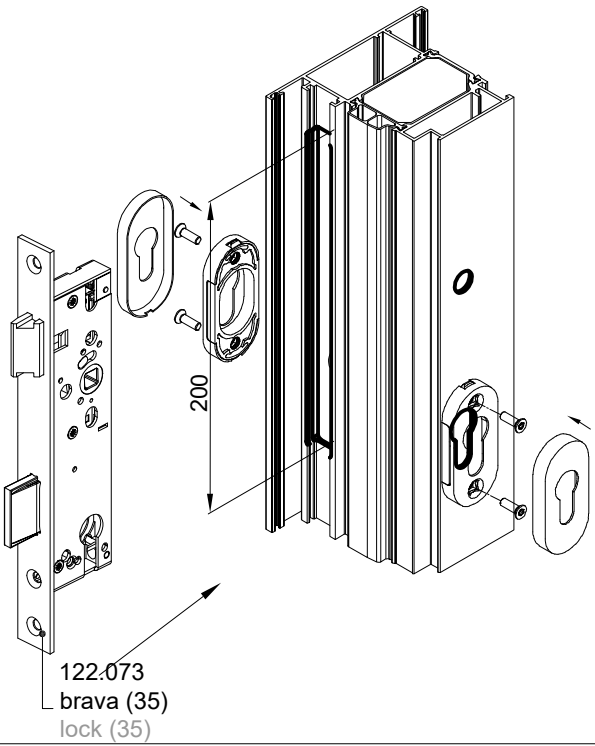




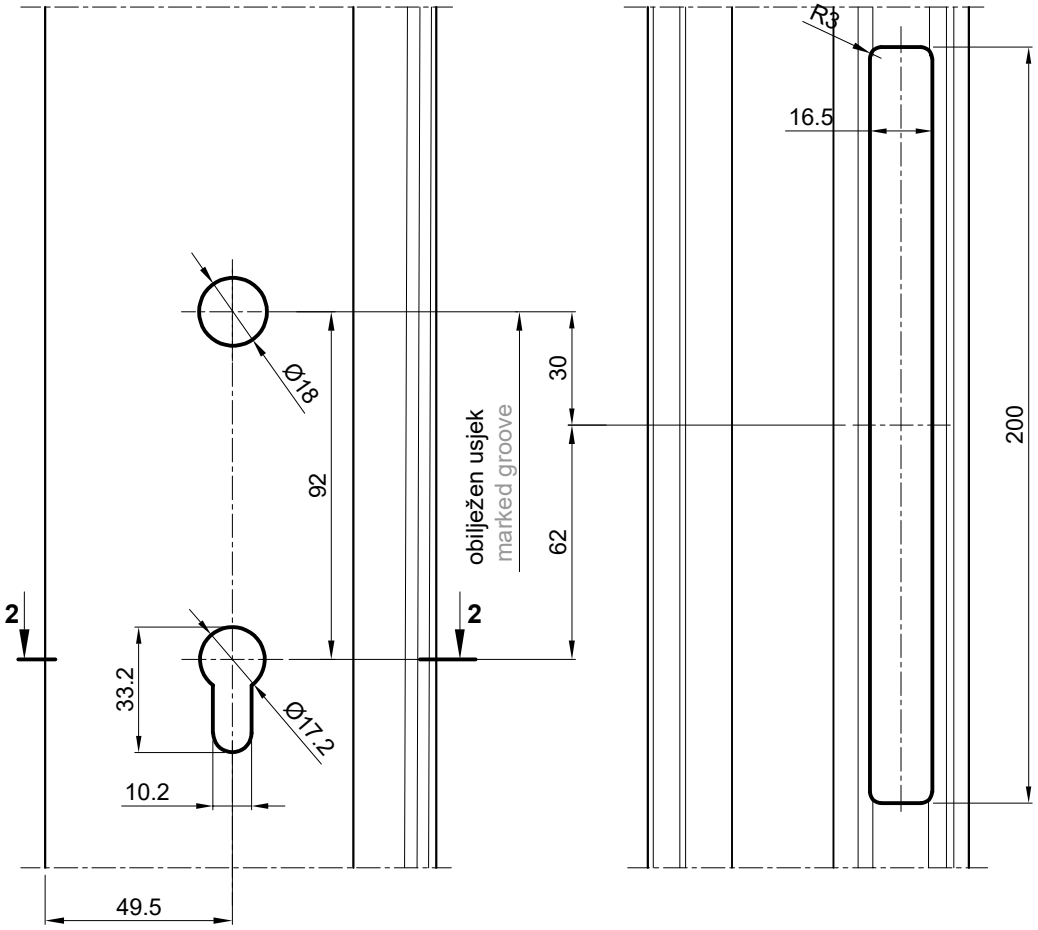
PRESJEK 1-1
PRESJEK 1-1



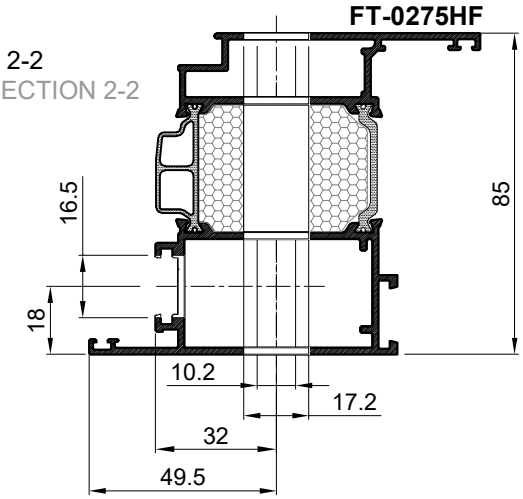
PRESJEK 2-2
PRESJEK 2-2

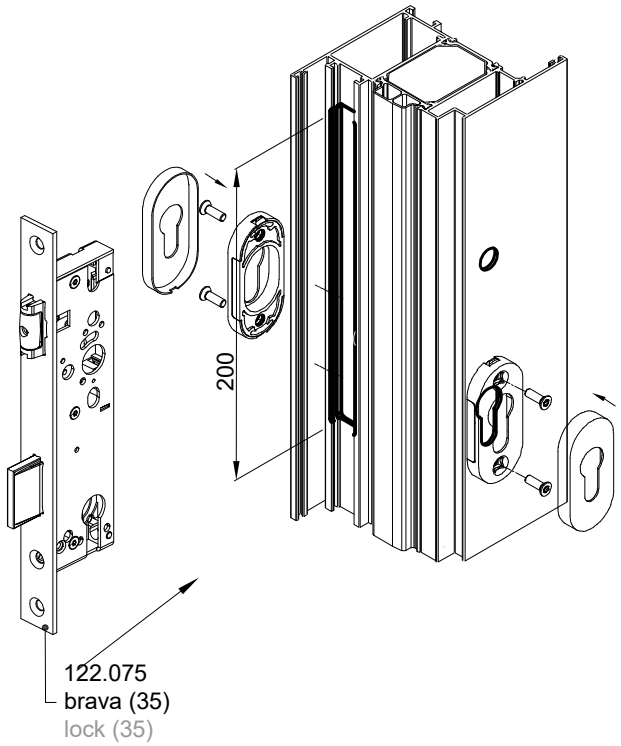


OBRADA PROFILA KRILA VRATA (otvaranje unutra) ZA BRAVU S VALJKOM 122.075 (GU-BKS)
PROCESSING OF DOOR LEAF PROFILE (inward opening) FOR ROLLER LATCH LOCK 122.075 (GU-BKS)

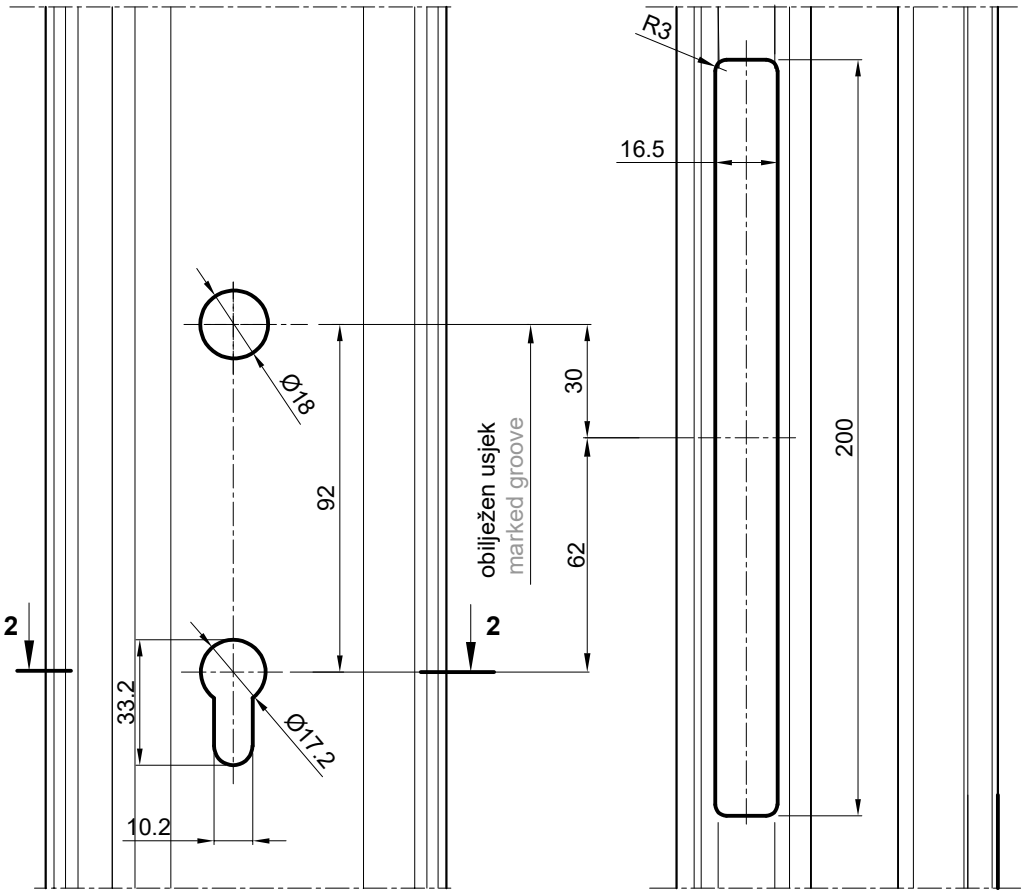


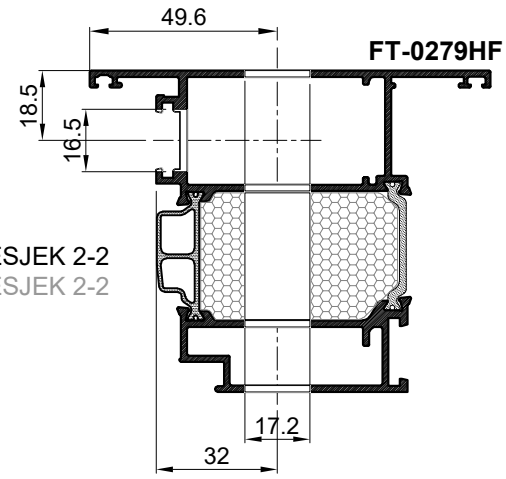
PRESJEK 2-2
CROSS-SECTION 2-2



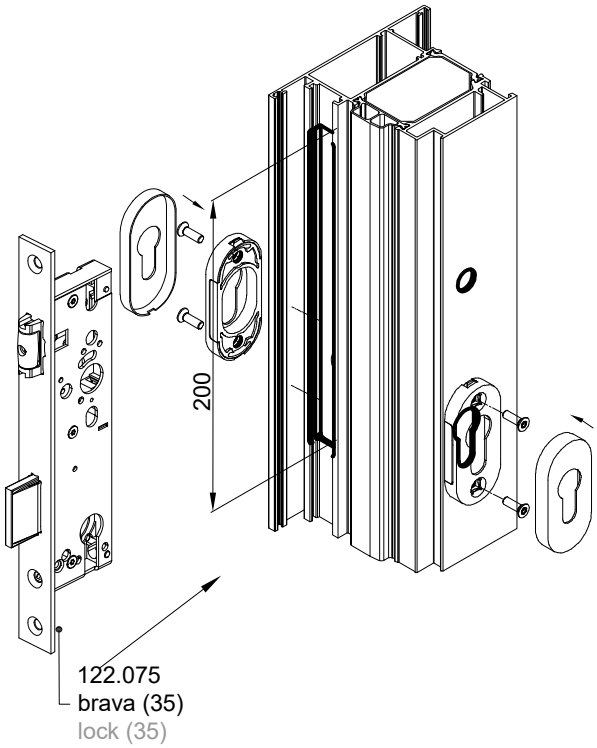


OBRADA PROFILA KRILA VRATA (otvaranje vani) ZA BRAVU S VALJKOM 122.075 (GU-BKS)
PROCESSING OF DOOR LEAF PROFILE (outward opening) FOR ROLLER LATCH LOCK 122.075 (GU-BKS)

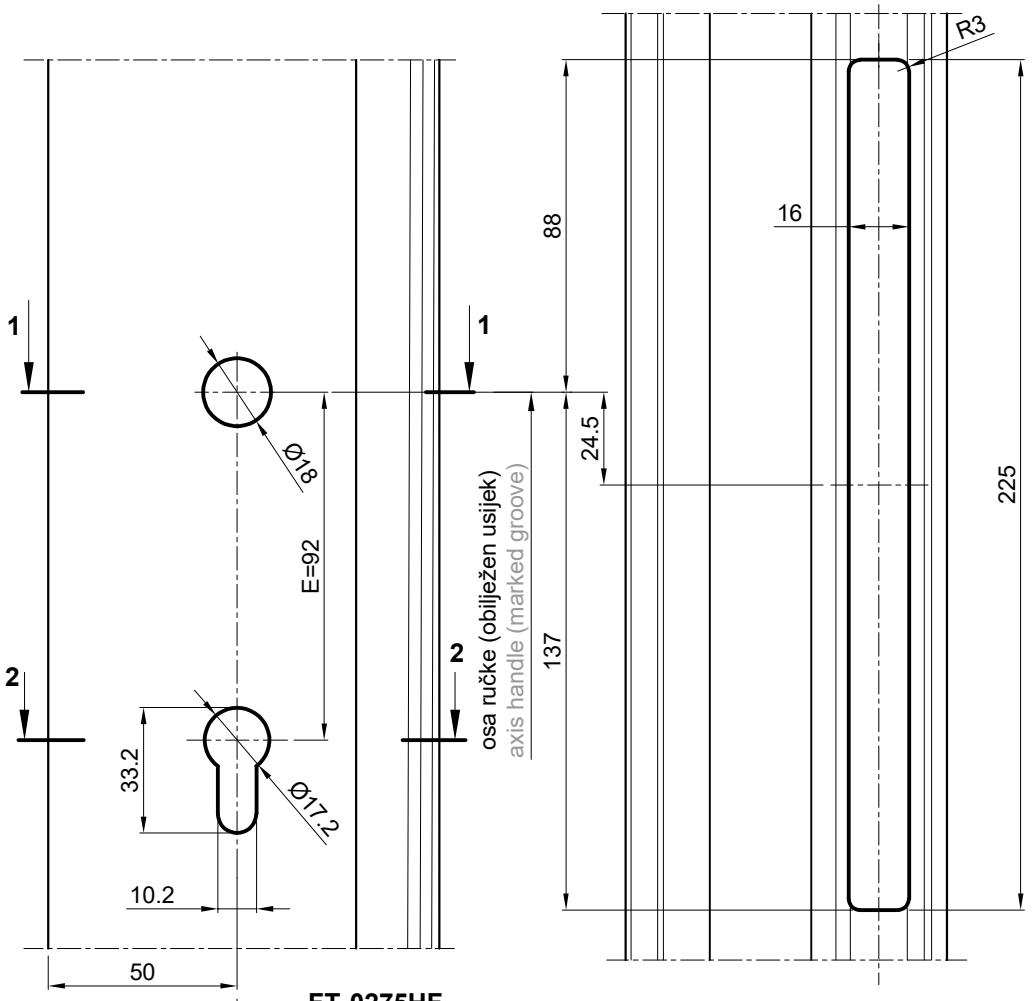




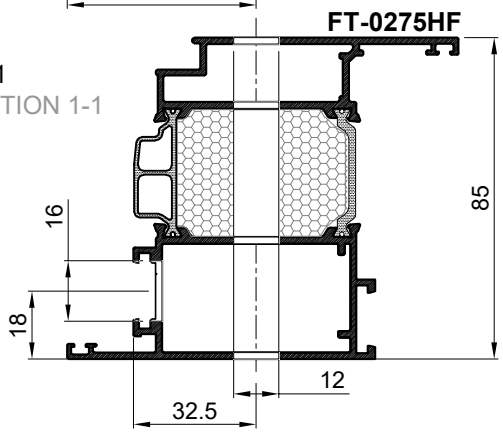
PRESJEK 2-2
PRESJEK 2-2



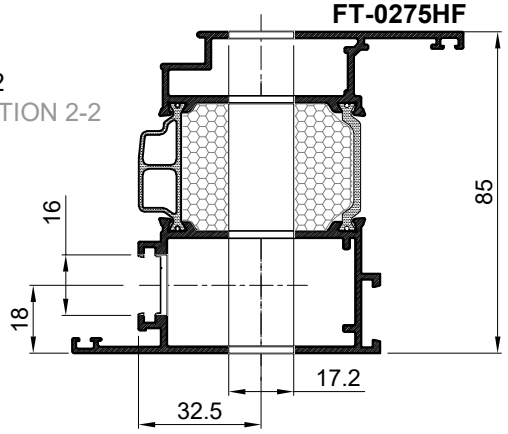
OBRADA PROFILA KRILA VRATA (otvaranje unutra) ZA KUTIJU BRAVE - 122.052 (GU Secury- MR2)
PROCESSING OF DOOR LEAF PROFILE (inward opening) FOR LOCK CASE - 122.052 (GU Secury- MR2)

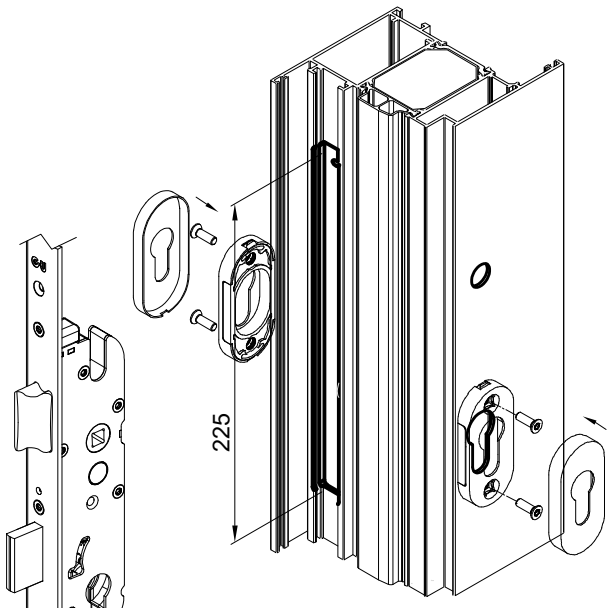


PRESJEK 1-1
CROSS-SECTION 1-1



PRESJEK 2-2
CROSS-SECTION 2-2

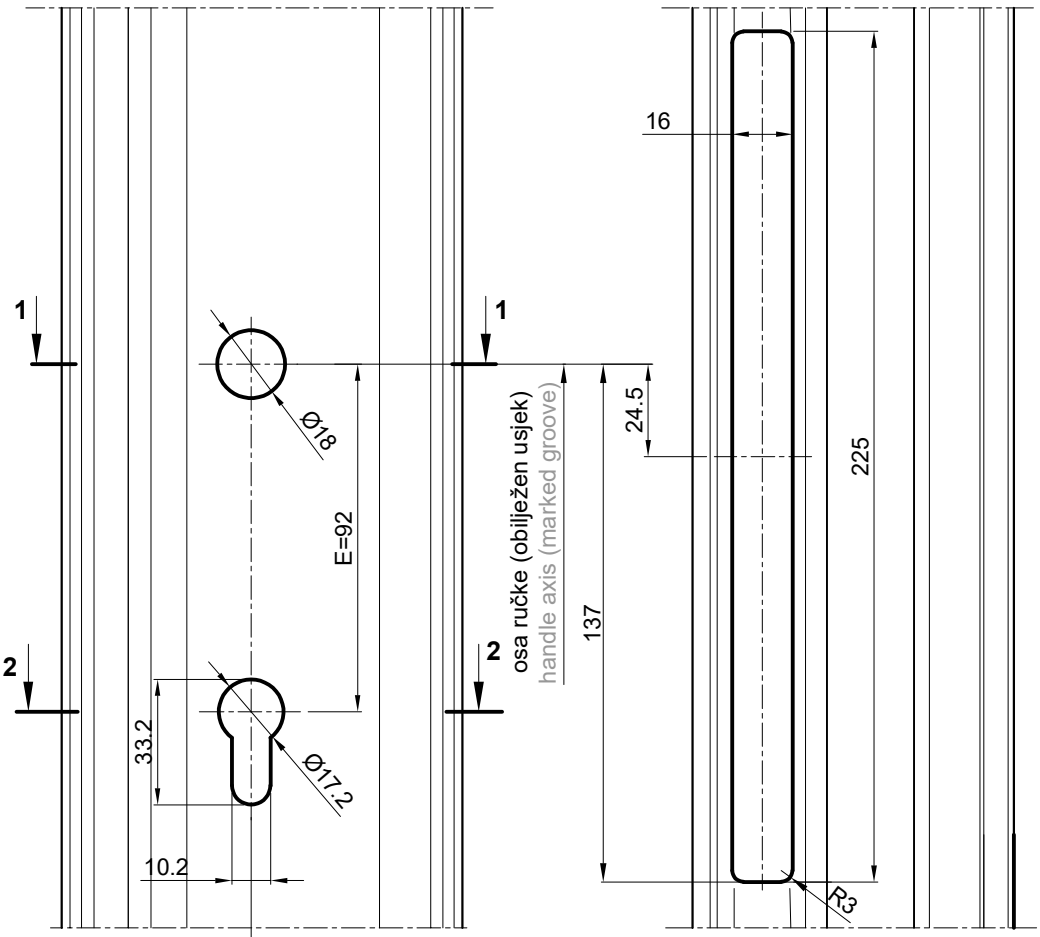


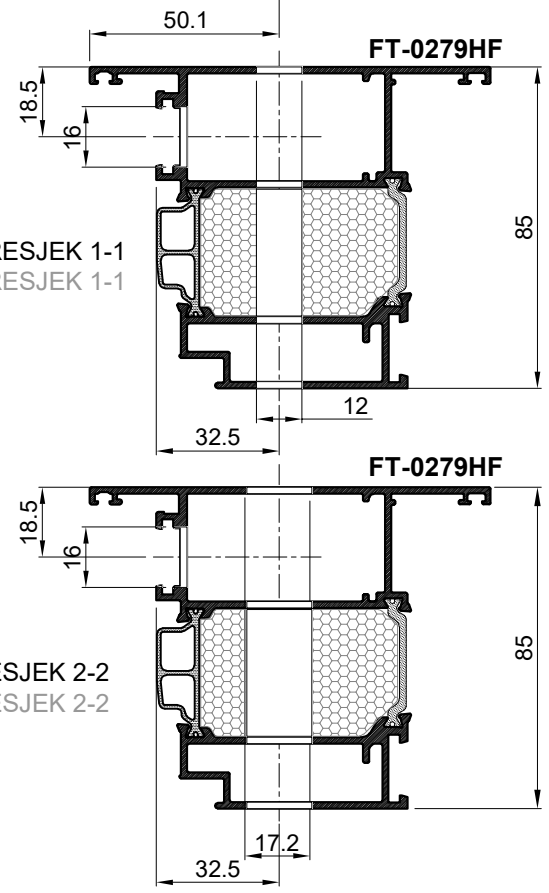


122.052
brava (35) -MR2
lock (35) -MR2

Napomena: Obrada profila je ista i za bravu 122.071 - GU Secury (SECA).
Remark: Profile processing is the same for the lock 122.071 - GU Secury (SECA).

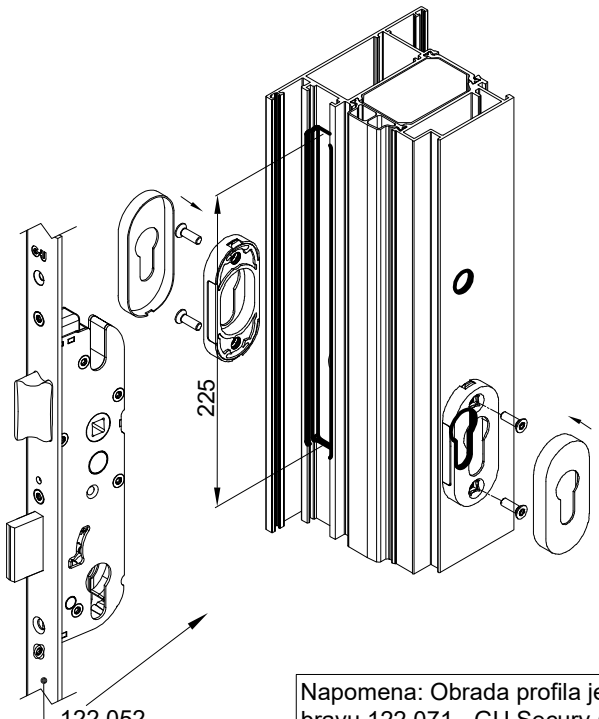
OBRADA PROFILA KRILA VRATA (otvaranje vani) ZA KUTIJU BRAVE - 122.052 (GU Secury- MR2)
PROCESSING OF DOOR LEAF PROFILE (outward opening) FOR LOCK CASE - 122.052 (GU Secury- MR2)





PRESJEK 1-1
PRESJEK 1-1

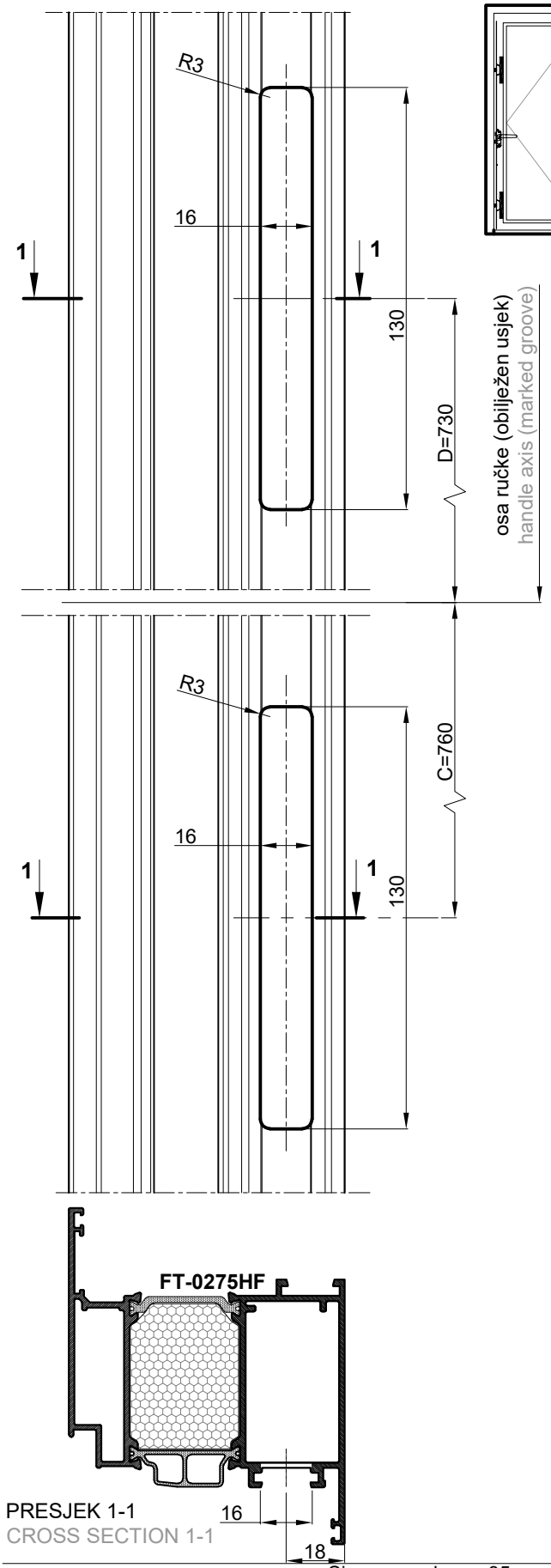
PRESJEK 2-2
PRESJEK 2-2

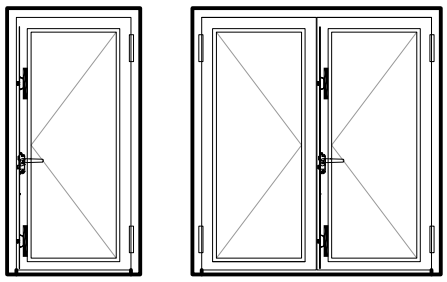


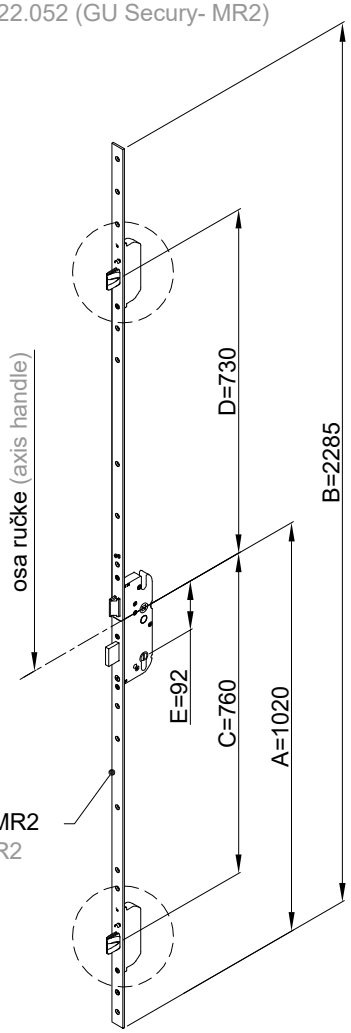
122.052
brava (35) -MR2
lock (35) -MR2

Napomena: Obrada profila je ista i za bravu 122.071 - GU Secury (SECA).
Remark: Profile processing is the same for the lock 122.071 - GU Secury (SECA).

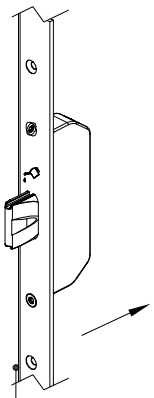
OBRADA PROFILA KRILA VRATA (otvaranje unutra) ZA KUTIJU MASIVNOG ZASUNA - 122.052 (GU Secury- MR2)
PROCESSING OF DOOR LEAF PROFILE (inward opening) FOR MASSIVE BOLT CASE - 122.052 (GU Secury- MR2)



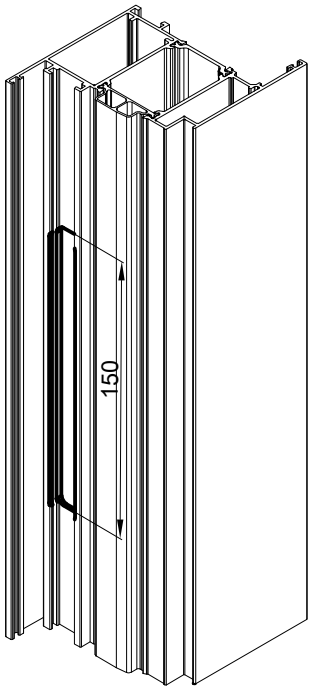




PRESJEK 1-1
CROSS SECTION 1-1

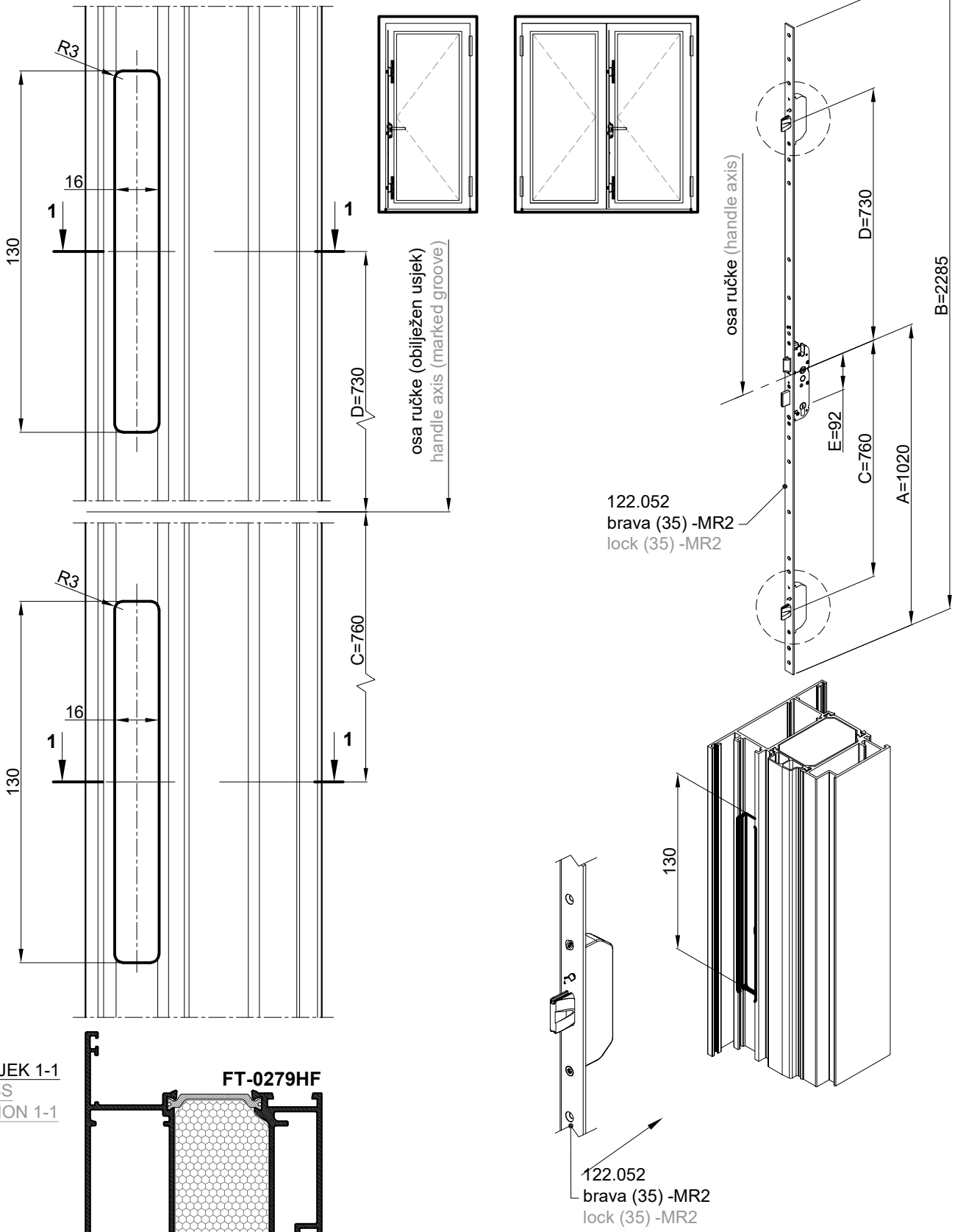


122.052
brava (35) -MR2
lock (35) -MR2



Napomena: Obrada profila je ista i za kutiju automatskog zasuna na bravi 122.071 - GU Secury (SECA).
Remark: Profile processing is the same for the lock 122.071 - GU Secury (SECA)

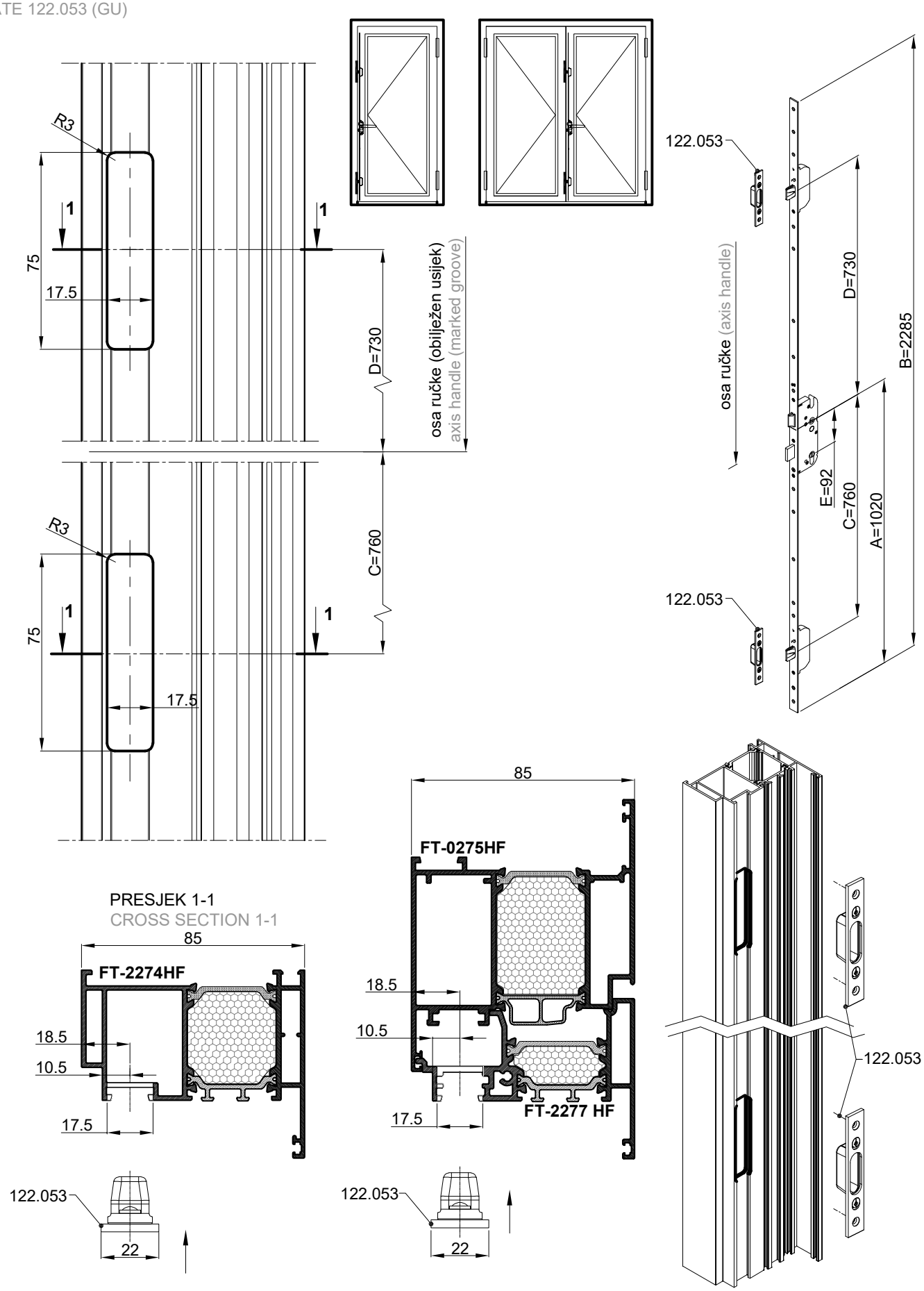
OBRADA PROFILA KRILA VRATA (otvaranje vani) ZA KUTIJU MASIVNOG ZASUNA - 122.052 (GU Secury- MR2)
PROCESSING OF DOOR LEAF PROFILE (outward opening) FOR MASSIVE BOLT CASE - 122.052 (GU Secury- MR2)



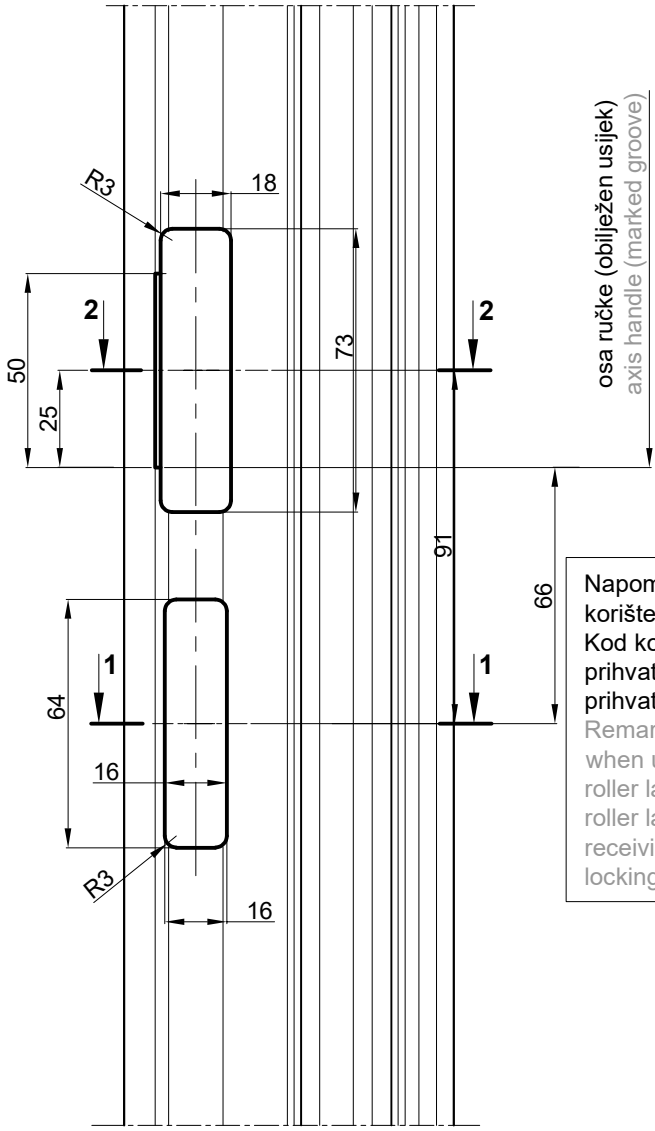
PRESJEK 1-1
CROSS SECTION 1-1

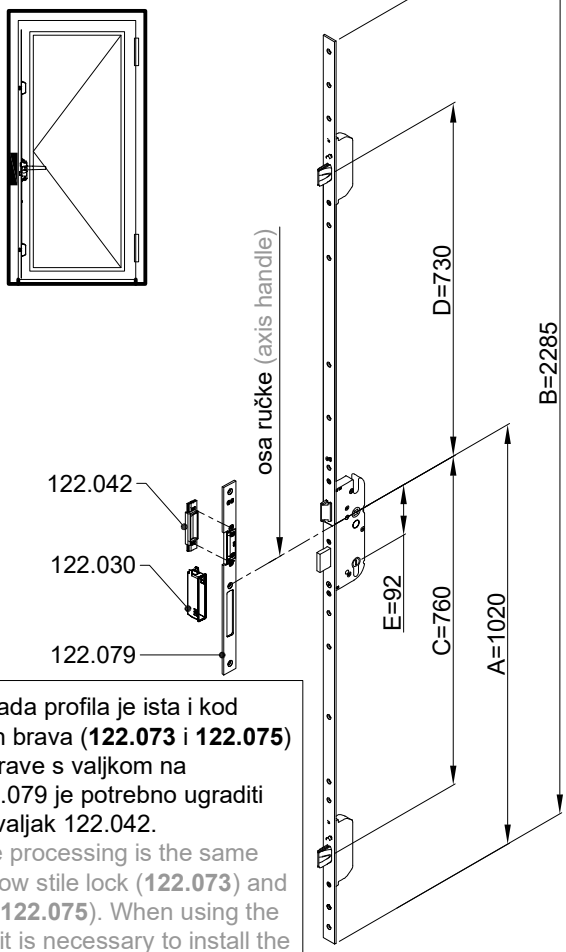
Napomena: Obrada profila je ista i za kutiju automatskog zasuna na bravi 122.071 - GU Secury (SECA).
Remark: Profile processing is the same for the lock 122.071 - GU Secury (SECA)

OBRADA PROFILA RAMA VRATA I PROFILA KOMBATUTE (otvaranje unutra i vani) ZA PRIHVATNU PLOČICU 122.053 (GU)
PROCESSING OF DOOR FRAME PROFILE AND FLYING MULLION PROFILE (inward and outward opening) FOR STRIKING PLATE 122.053 (GU)



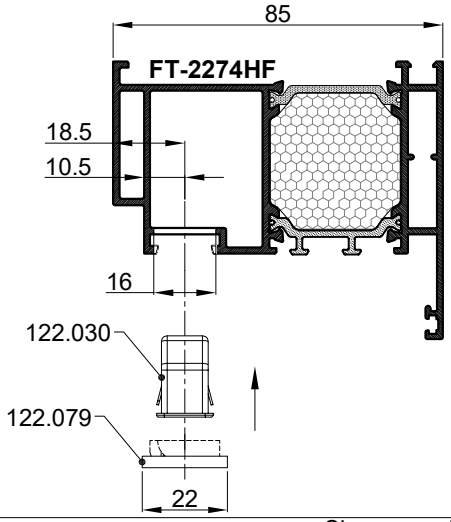
OBRADA PROFILA RAMA VRATA (otvaranje unutra i vani) ZA PRIHVATNI LIM 122.079 (GU)
PROCESSING OF DOOR FRAME PROFILE (inward and outward opening) FOR STRIKING PLATE 122.079 (GU)



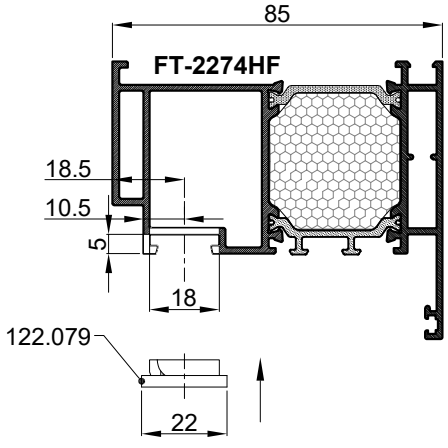


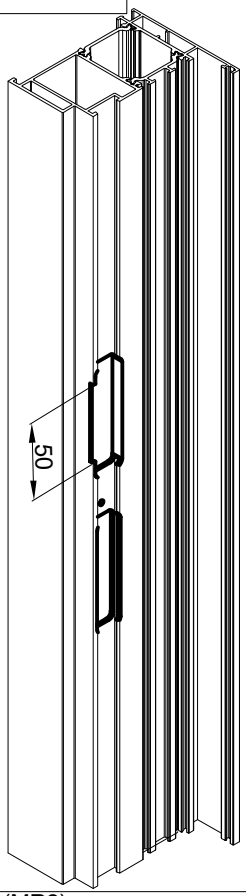
Napomene: Obrada profila je ista i kod korištenja kratkih brava (**122.073** i **122.075**) Kod korištenja brave s valjkom na prihvatni lim 122.079 je potrebno ugraditi prihvatni dio za valjak 122.042.
Remarks: Profile processing is the same when using narrow stile lock (**122.073**) and roller latch lock (**122.075**). When using the roller latch lock, it is necessary to install the receiving part 122.042 for the roller on the locking plate 122.079.

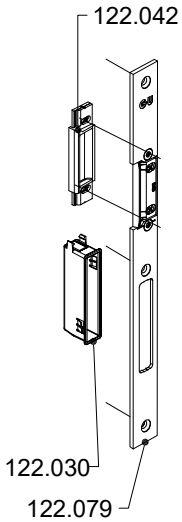
PRESJEK 1-1
CROSS SECTION 1-1



PRESJEK 2-2
CROSS SECTION 2-2

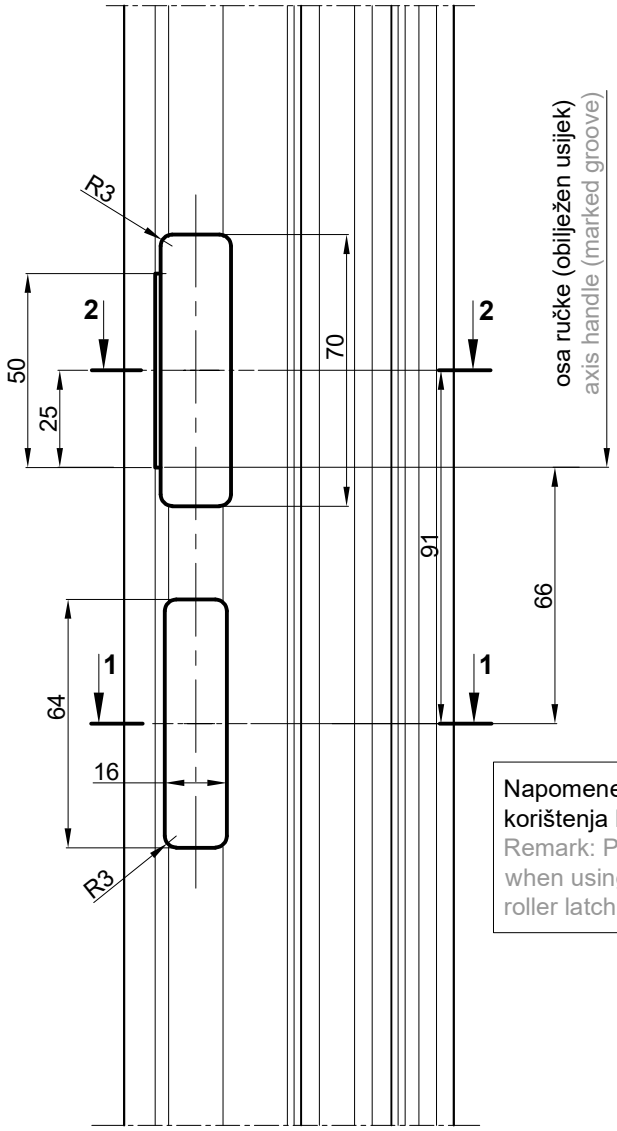


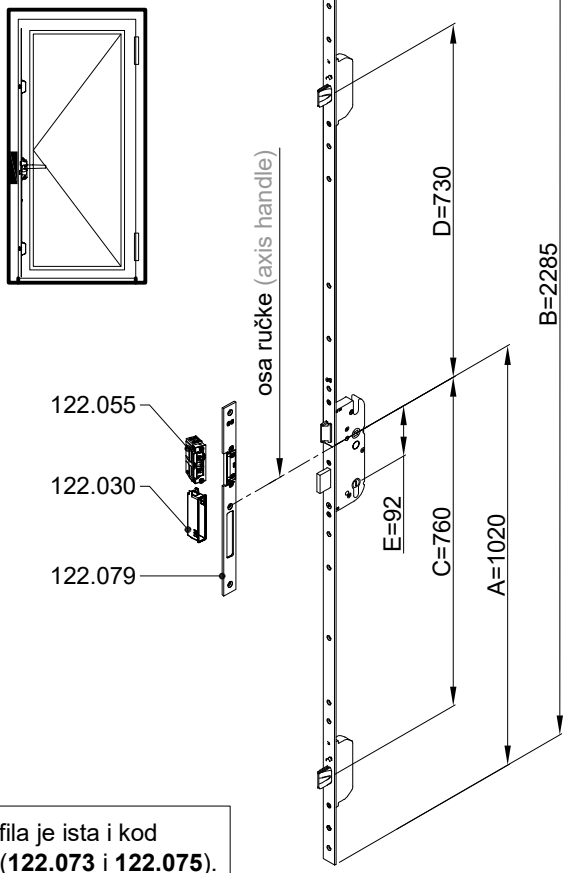




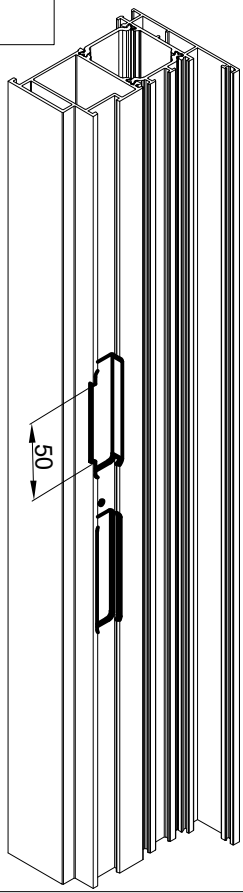
OBRADA PROFILA RAMA VRATA (otvaranje unutra i vani) ZA PRIHVATNI LIM 122.079 (GU) I ELEKTRO OTVARAČ 122.055 (GU)

PROCESSING OF DOOR FRAME PROFILE (inward and outward opening) FOR STRIKING PLATE 122.079 (GU)

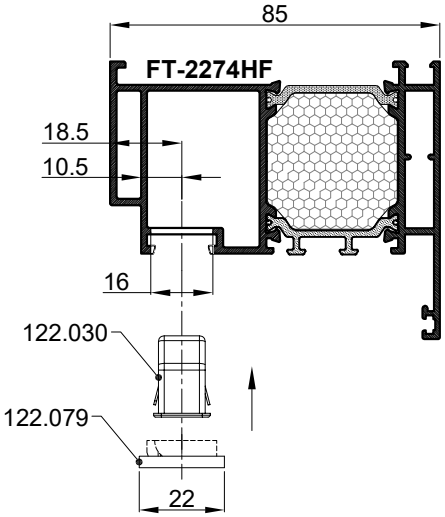




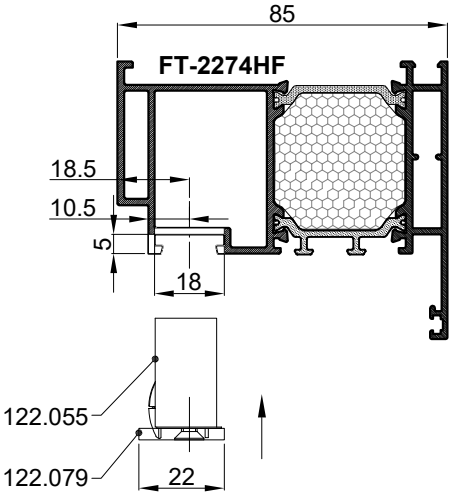
Napomene: Obrada profila je ista i kod korištenja kratkih brava (**122.073** i **122.075**).
Remark: Profile processing is the same when using narrow stile lock (**122.073**) and roller latch lock (**122.075**).

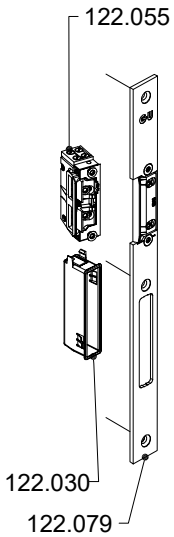


PRESJEK 1-1
CROSS SECTION 1-1




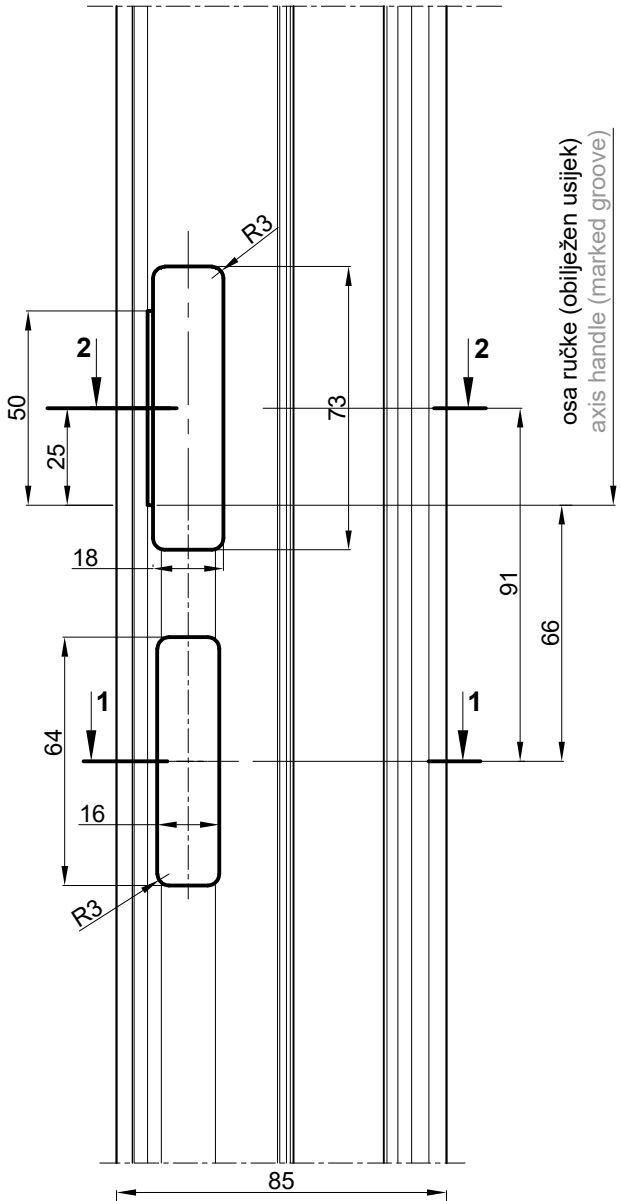
PRESJEK 2-2
CROSS SECTION 2-2

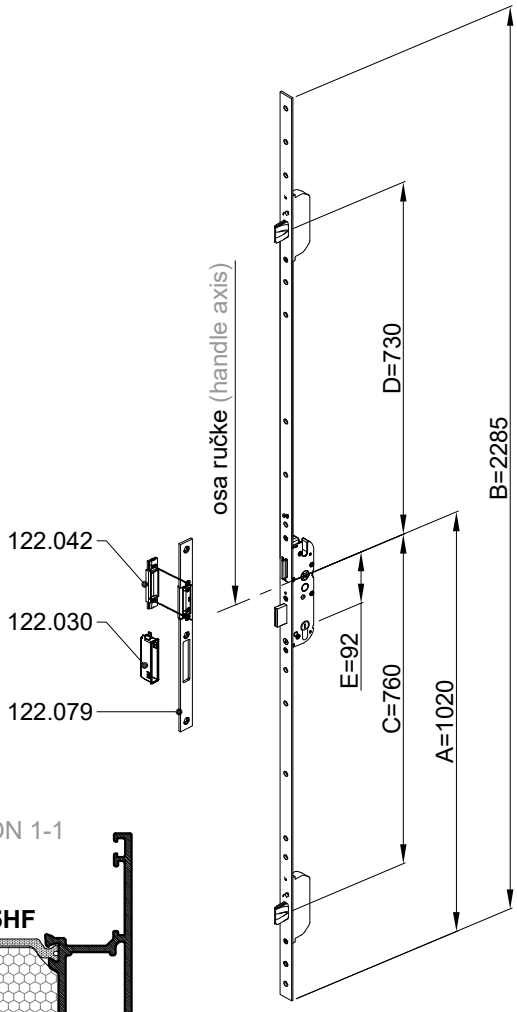




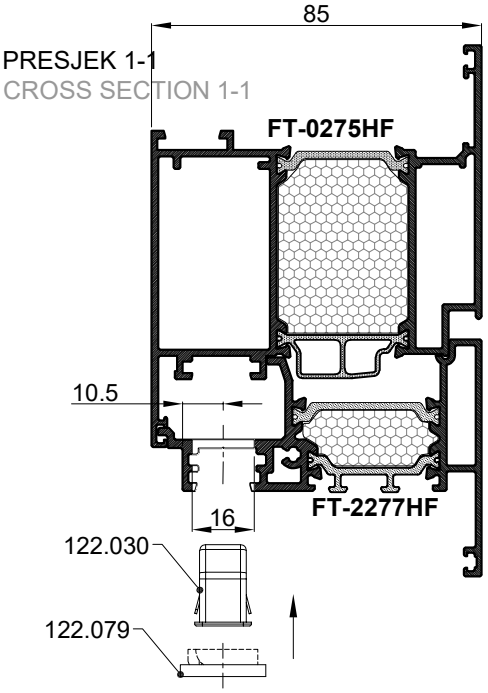
OBRADA PROFILA KOMBATUTE VRATA (otvaranje unutra i vani) ZA PRIHVATNI LIM 122.079 (GU)
PROCESSING OF DOOR FLYING MULLION PROFILE (inward and outward opening) FOR STRIKING PLATE 122.079 (GU)



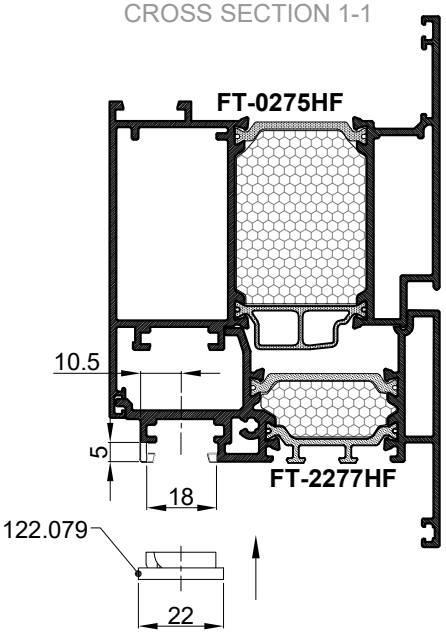




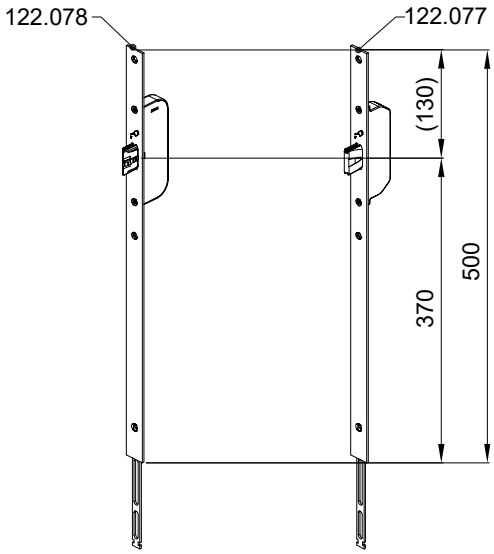
PRESJEK 1-1
CROSS SECTION 1-1



PRESJEK 2-2
CROSS SECTION 1-1



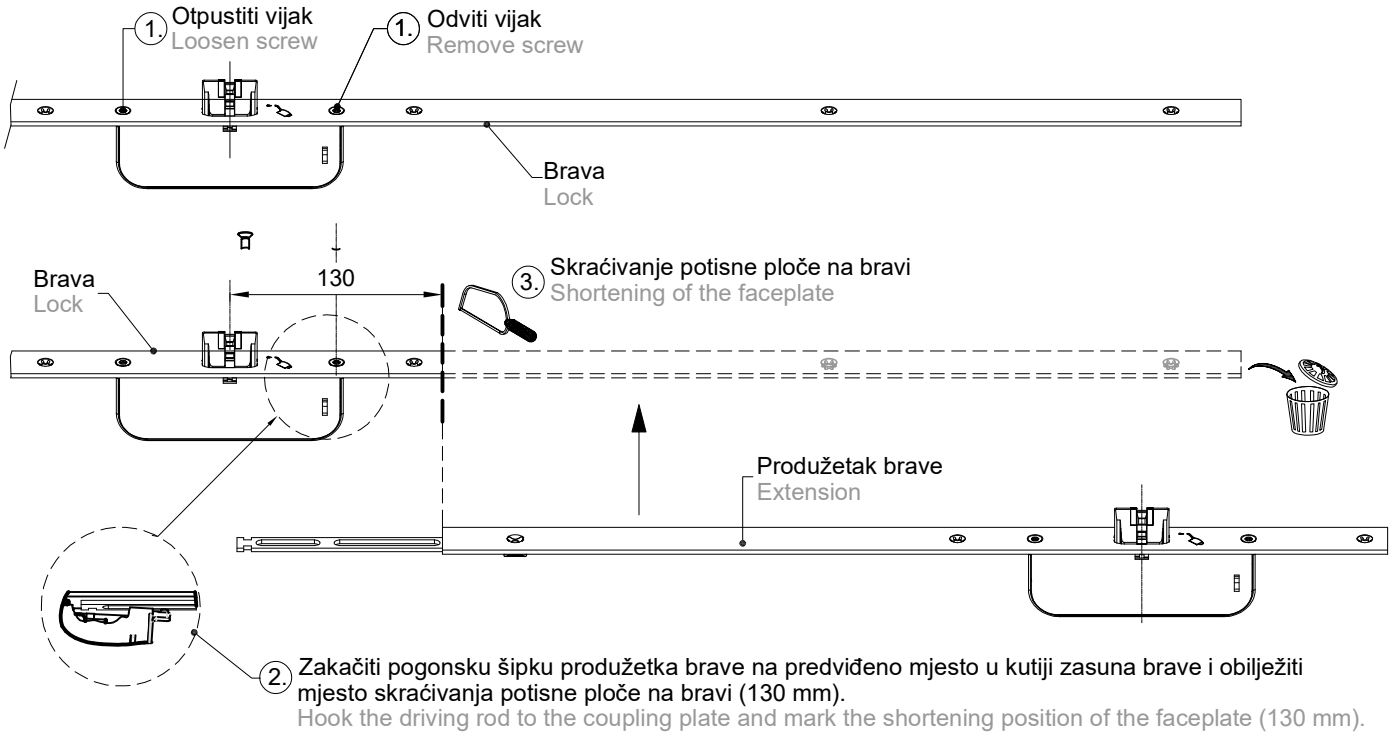
POSTUPAK UGRADNJE PRODUŽETKA NA BRAVE 122.052 (GU Secury -MR2) I 122.071 (GU Secury Automatic-SECA)
INSTALLATION PROCEDURE OF THE FACEPLATE EXTENSION WITH ADDITIONAL LOCK ON LOCKS 122.052 (GU Secury -MR2) AND 122.071 (Secury Automatic-SECA)

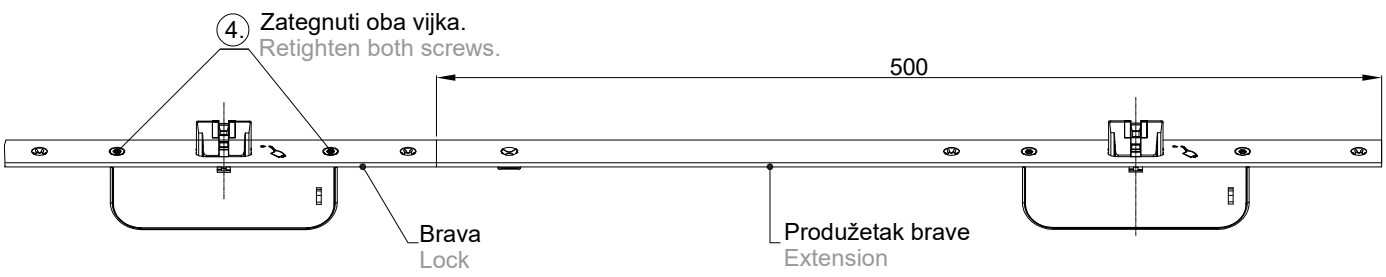


Produžetak brave
Secury Automatic-SECA
Extension for the Secury Automatic lock -SECA

Produžetak brave
MR2
Extension for the MR2 lock

Postupak ugradnje je isti za oba produžetka.
The installation procedure is the same for both extensions.






KLJUČANJE POMOĆNOG KRILA
LOCKING OF AUXILARY LEAF

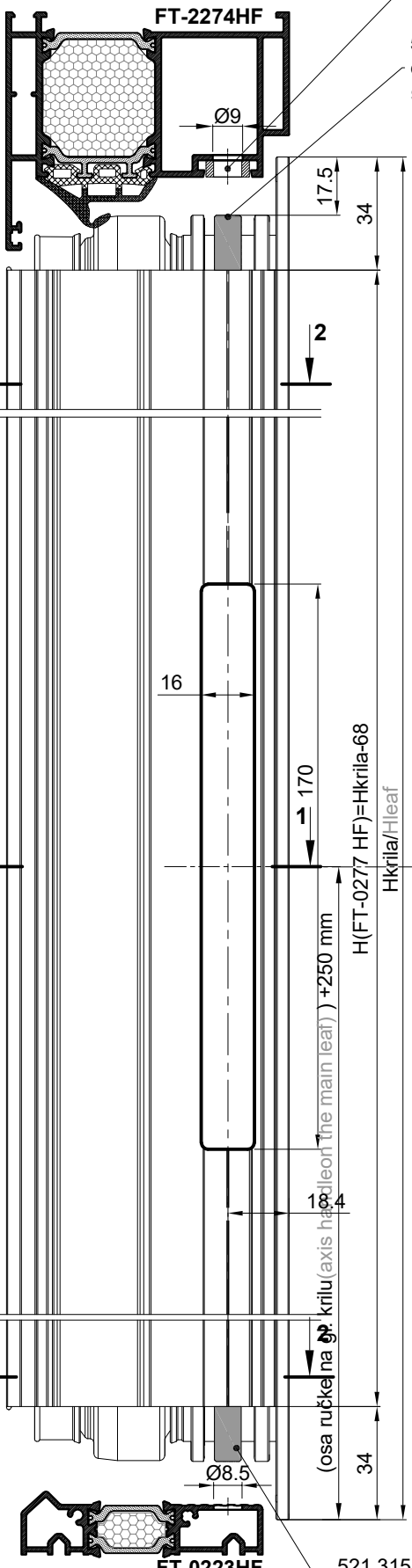
521.314
pločica u ramu za ključanje pomoćnog krila
Insert plate in the frame for the locking of auxilary leaf.

521.315
osovinica Ø8 mm (hod 20 mm)
shaft Ø8mm; (stroke 20 mm)

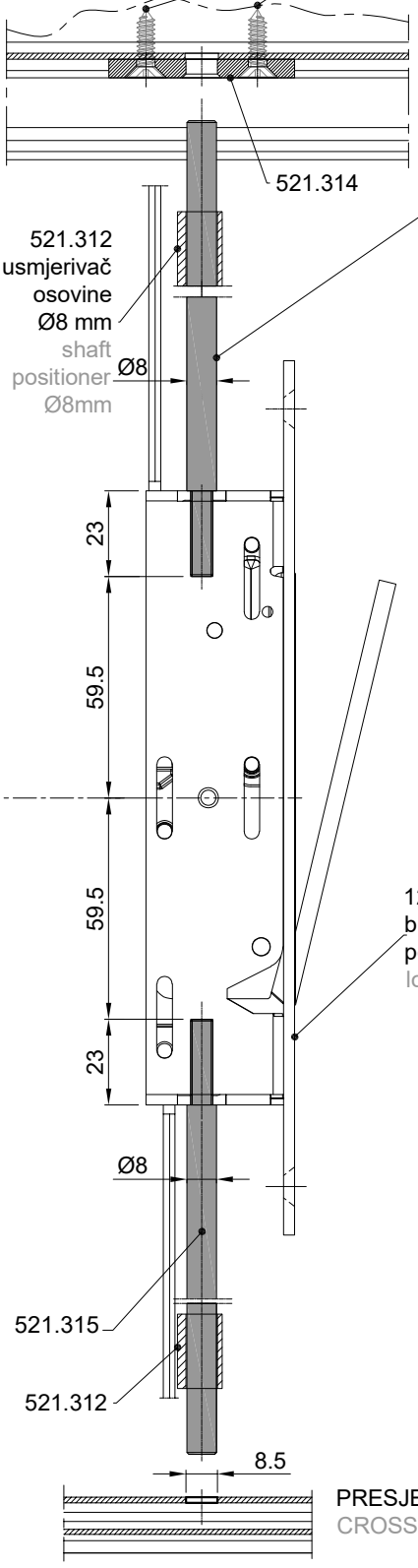
433.130
vijak 4.8x19
screw 4.8x19



FT-2274HF

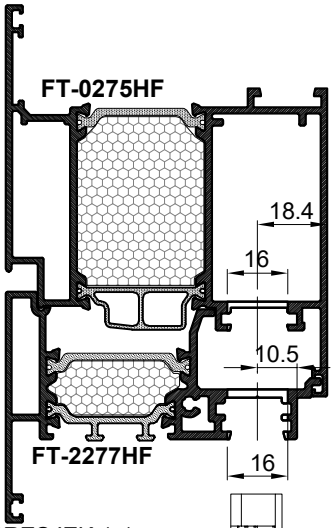


FT-0223HF



521.315
osovinica Ø8 mm, L=2000 mm, skratiti ovisno o visini vrata)
521.315 Shaft Ø8 mm, L=2000 mm, shorten depending on the door height

FT-0275HF



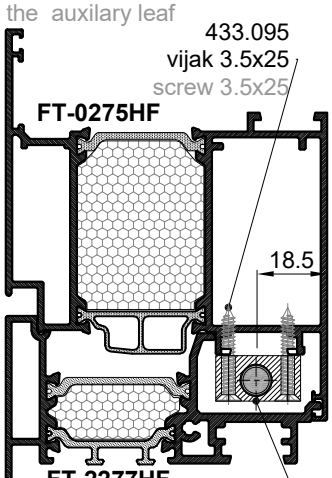
FT-2277HF

PRESJEK 1-1
CROSS SECTION 1-1

122.057
bravica za ključanje pomoćnog krila
lock for the auxilary leaf

433.095
vijak 3.5x25
screw 3.5x25

FT-0275HF



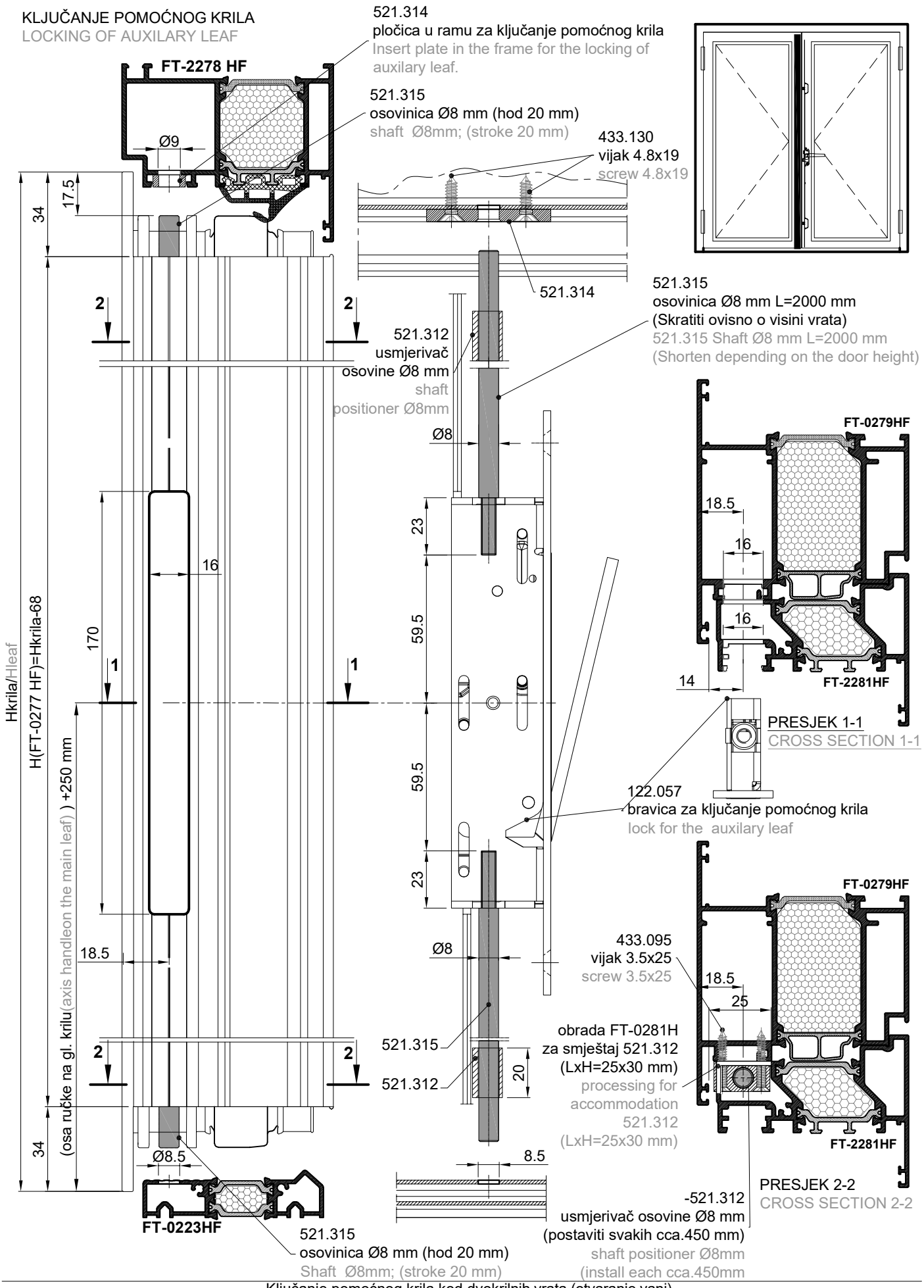
FT-2277HF

PRESJEK 2-2
CROSS SECTION 2-2

-521.312
usmjerivač osovine Ø8 mm (postaviti svakih cca.450 mm)
shaft positioner Ø8mm (install each cca.450mm

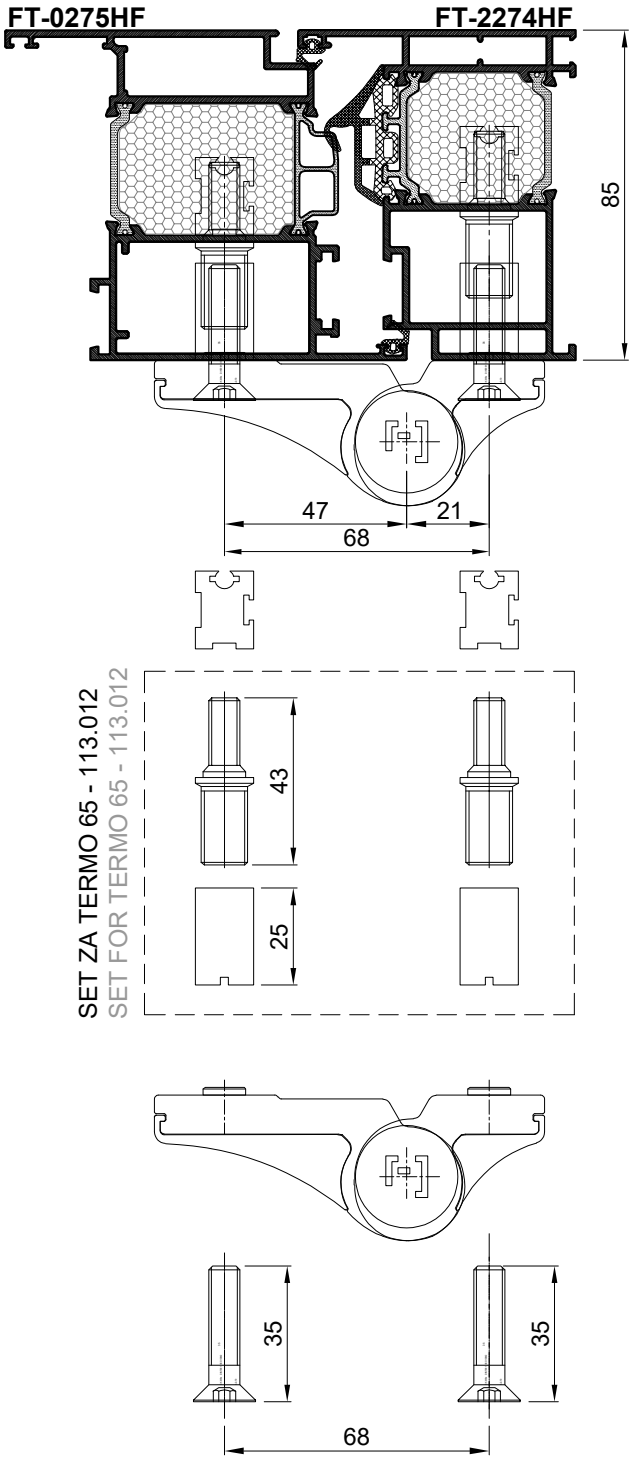
521.315
osovinica Ø8 mm (hod 20 mm)
Shaft Ø8mm; (stroke 20 mm)

KLJUČANJE POMOĆNOG KRILA
LOCKING OF AUXILARY LEAF

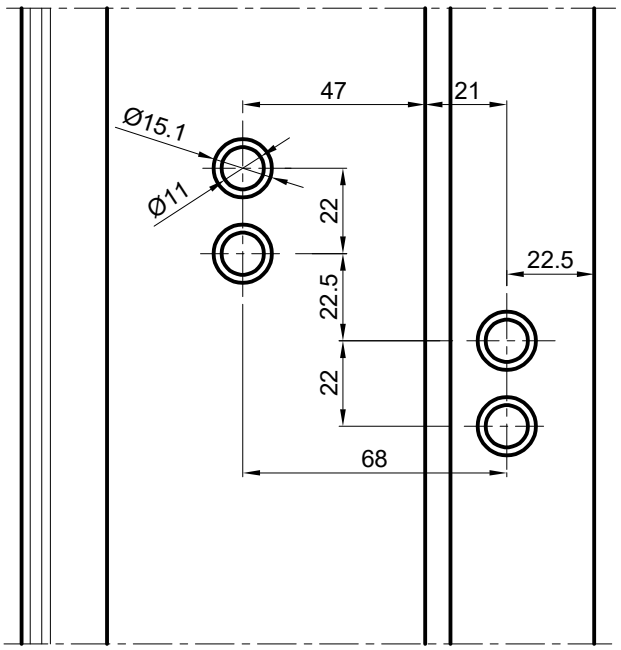


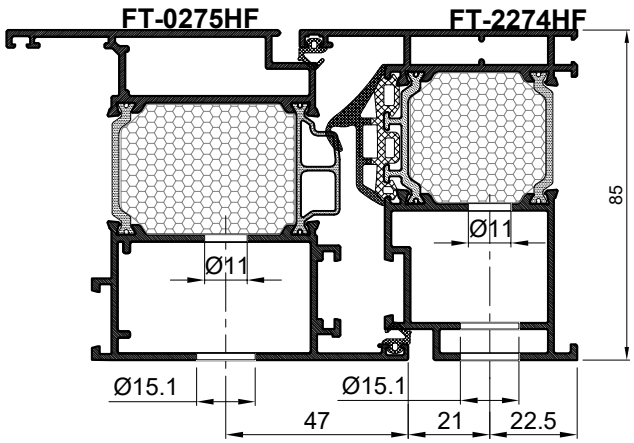
Ključanje pomoćnog krila kod dvokrilnih vrata (otvaranje vani)
Locking of auxilary leaf on double door (outwards opening)

OBRADA USADNIH DVODIJELNIH ŠARKI ALU-B - OSNO 68 mm - 113.009.xx
(OTVARANJE UNUTRA)
PROCESSING OF TWO-PART IMPLANT HINGE - 68 mm AXIS -113.009.xx
(INWARD OPENING)

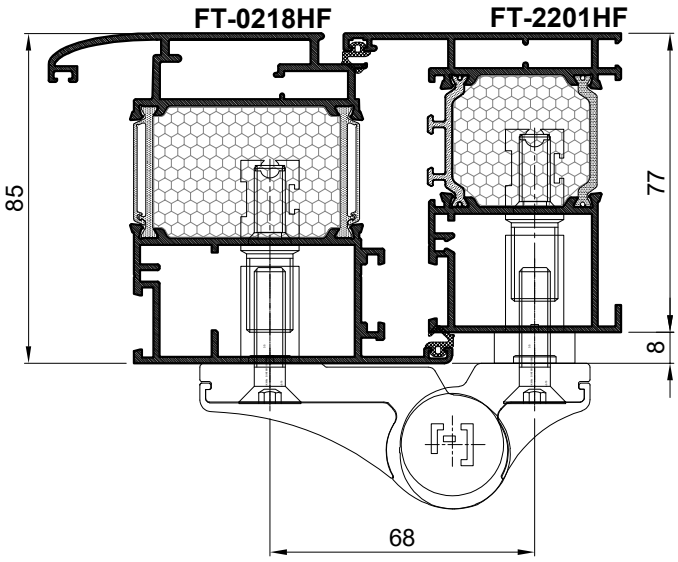


OBRADA
PROCESSING

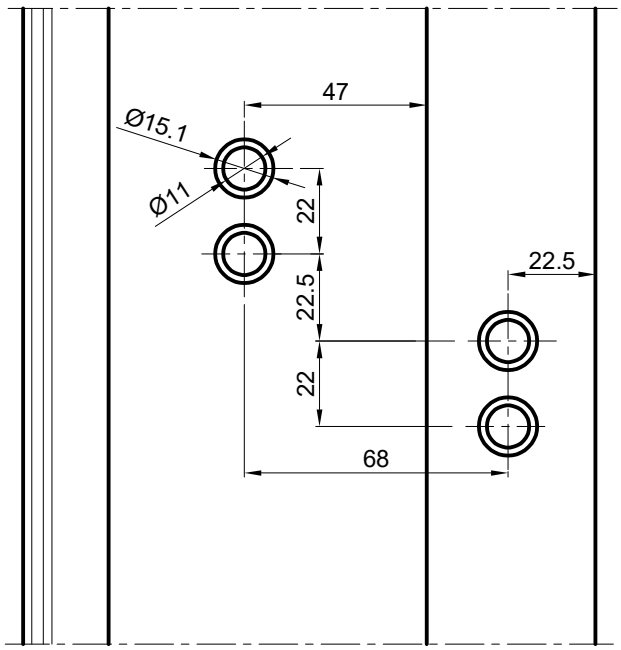


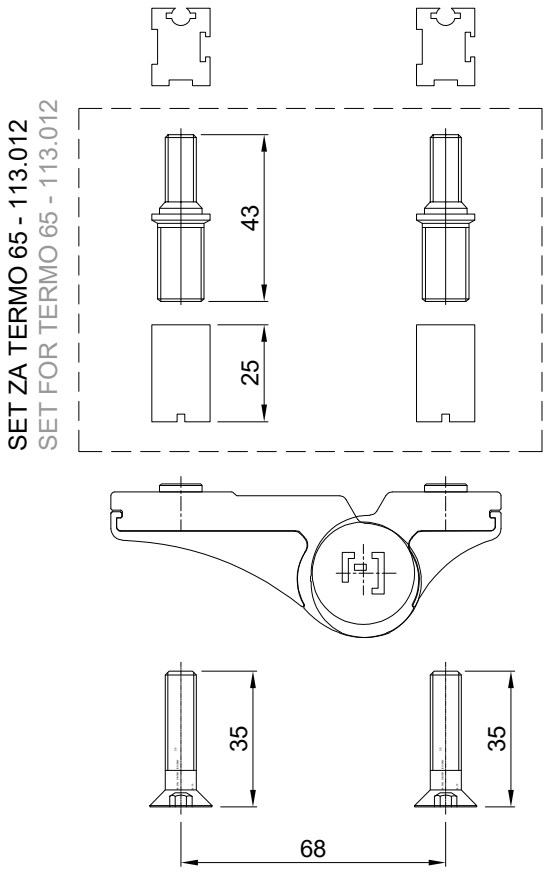


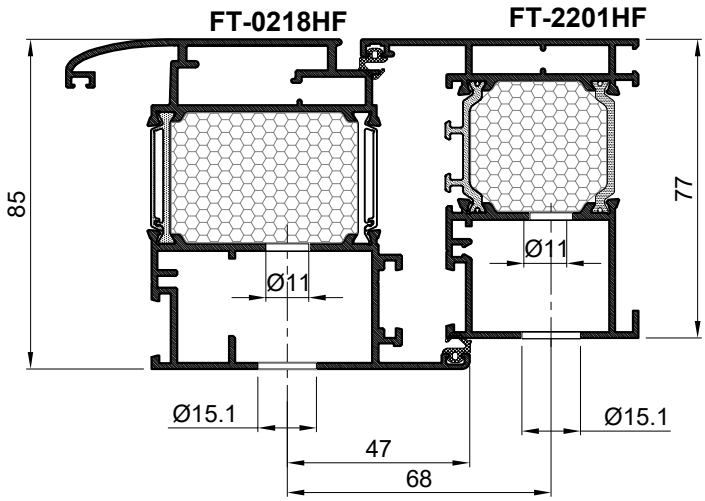
OBRADA USADNIH DVODIJELNIH ŠARKI ALU-B - OSNO 68 mm - 113.009.xx
(OTVARANJE UNUTRA)
PROCESSING OF TWO-PART IMPLANT HINGE - 68 mm AXIS -113.009.xx
(INWARD OPENING)



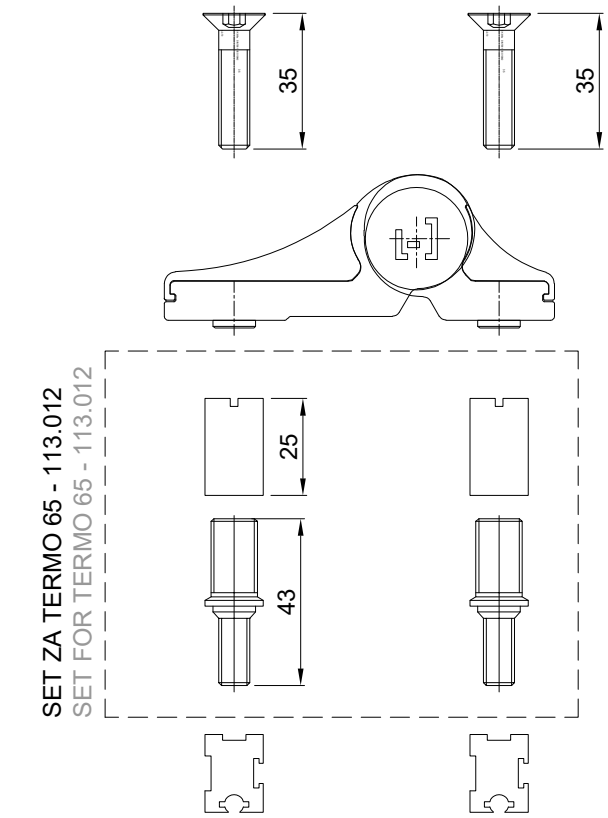
OBRADA
PROCESSING

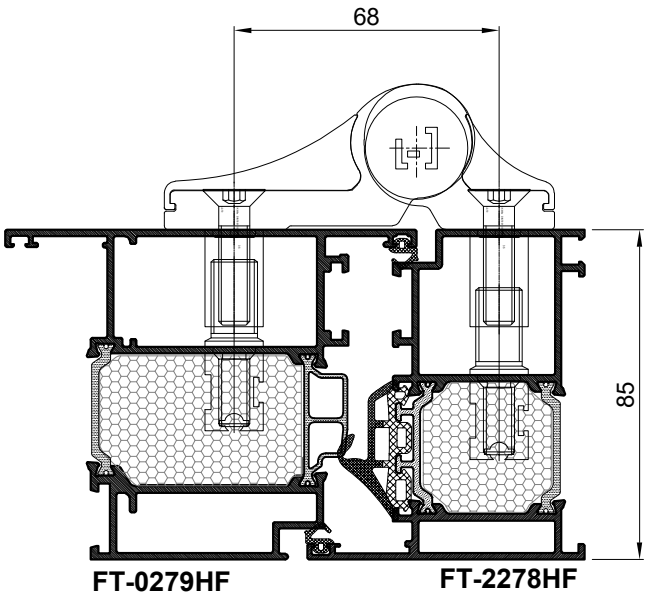




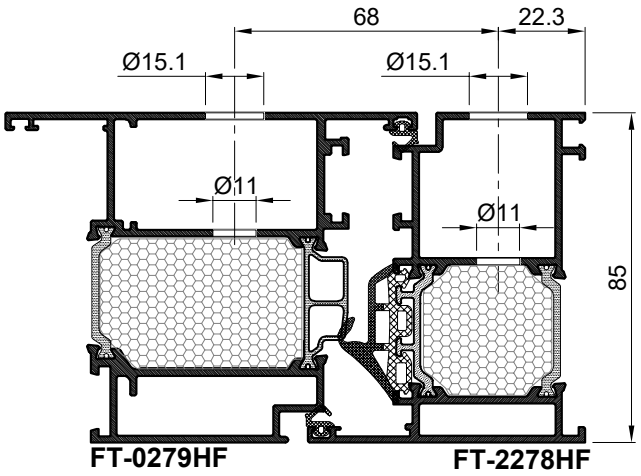


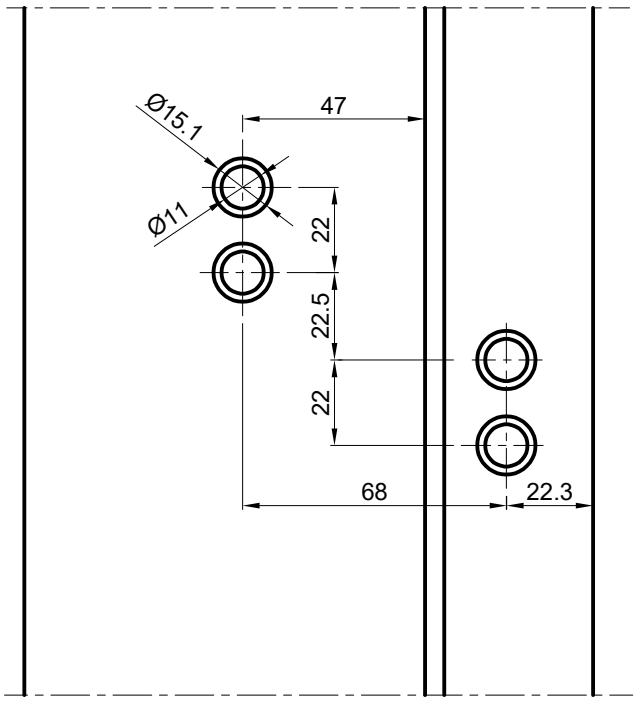
OBRADA USADNIH DVODIJELNIH ŠARKI ALU-B - OSNO 68 mm - 113.009.xx
(OTVARANJE VANI)
PROCESSING OF TWO-PART IMPLANT HINGE - 68 mm AXIS -113.009.xx
(OUTWARD OPENING)





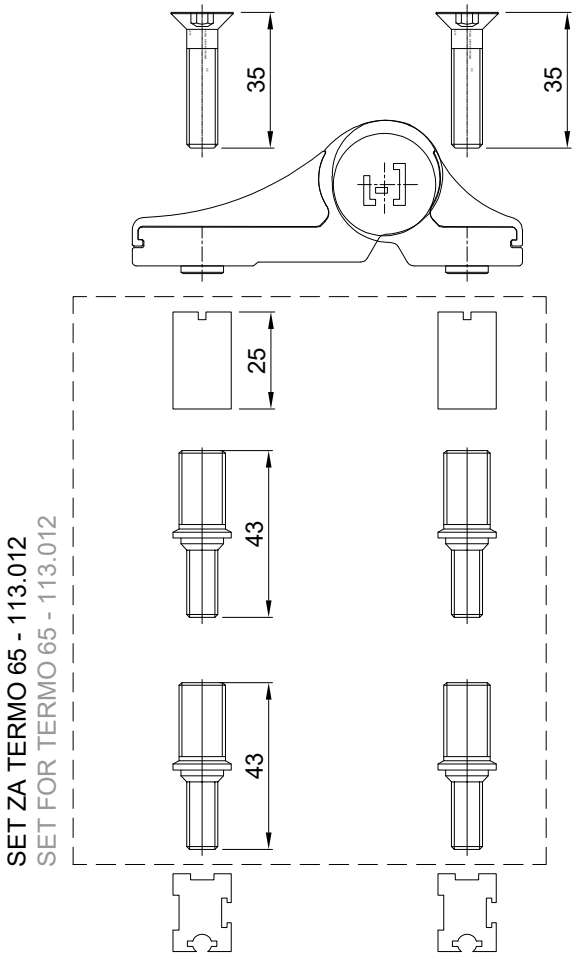
OBRADA
PROCESSING



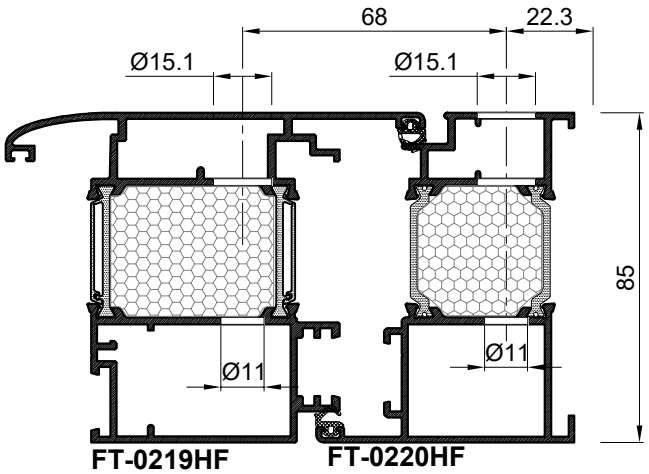


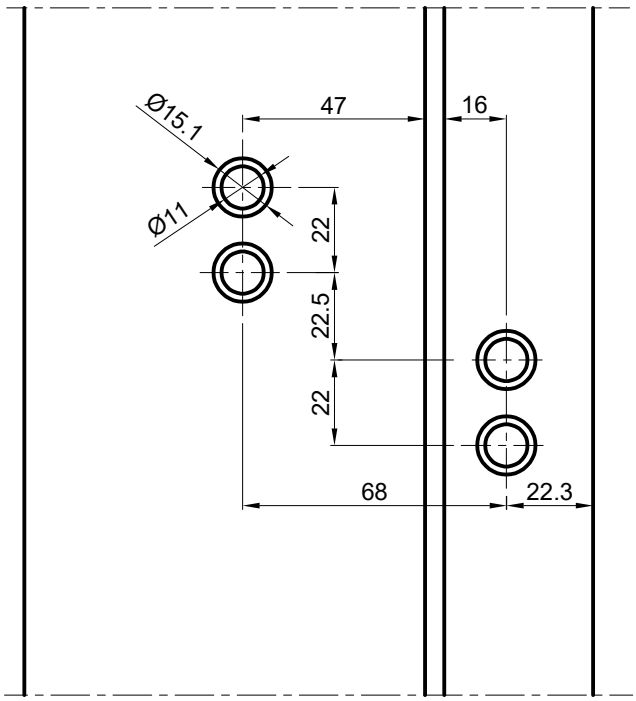
OBRADA USADNIH DVODIJELNIH ŠARKI ALU-B - OSNO 68 mm - 113.009.xx (OTVARANJE VANI)

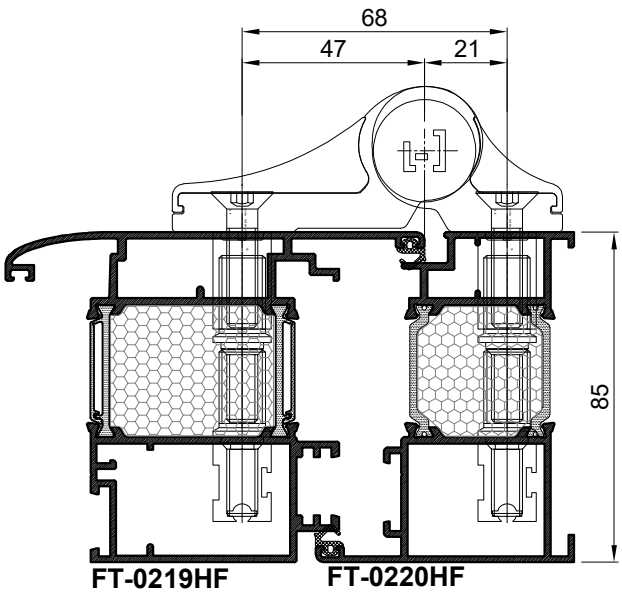
PROCESSING OF TWO-PART IMPLANT HINGE - 68 mm AXIS -113.009.xx (OUTWARD OPENING)



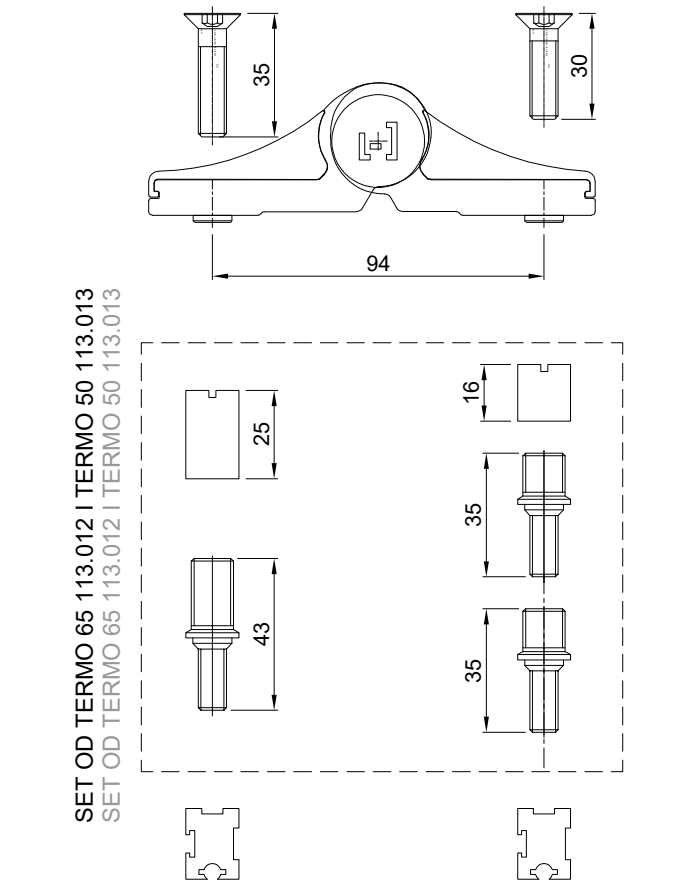
OBRADA
PROCESSING

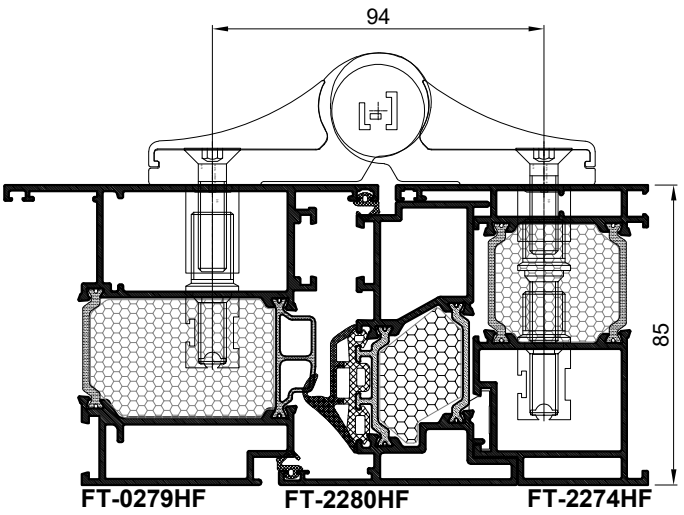




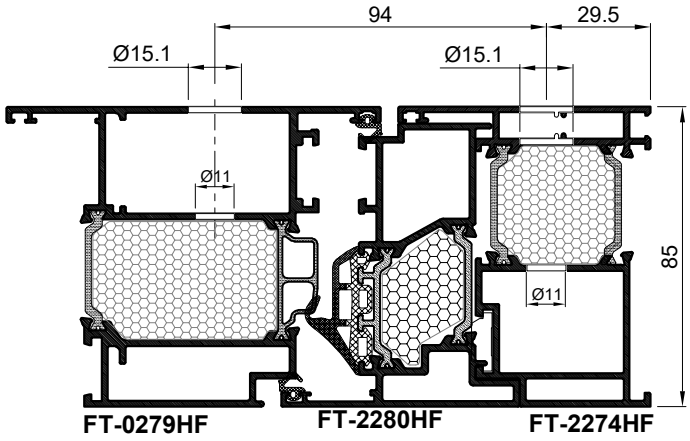


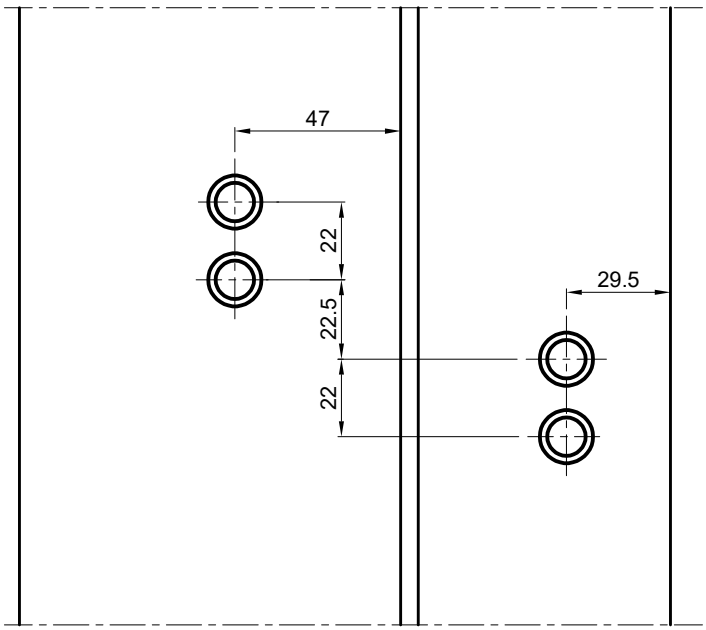
OBRADA USADNIH DVODIJELNIH ŠARKI ALU-B - OSNO 94 mm - 113.011.xx
(OTVARANJE UNUTRA)
PROCESSING OF TWO-PART IMPLANT HINGE - 94 mm AXIS -113.011.xx
(INWARD OPENING)



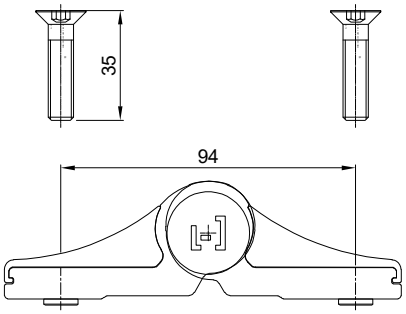


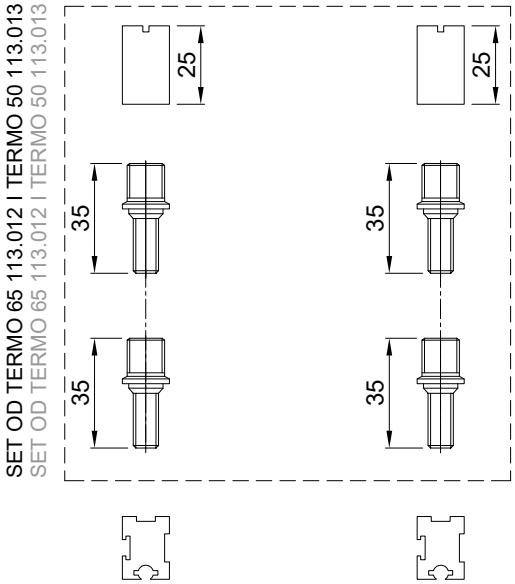
OBRADA
PROCESSING

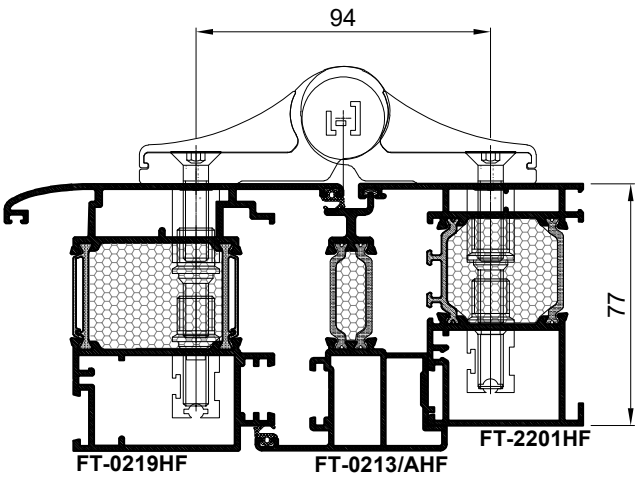




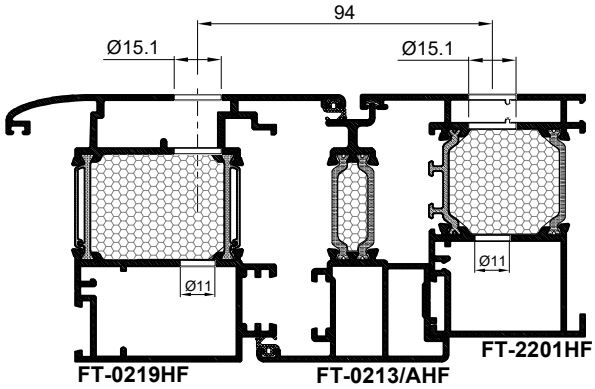
OBRADA USADNIH DVODIJELNIH ŠARKI ALU-B - OSNO 94 mm - 113.011.xx
(OTVARANJE VANI)
PROCESSING OF TWO-PART IMPLANT HINGE - 94 mm AXIS -113.011.xx
(OUTWARD OPENING)

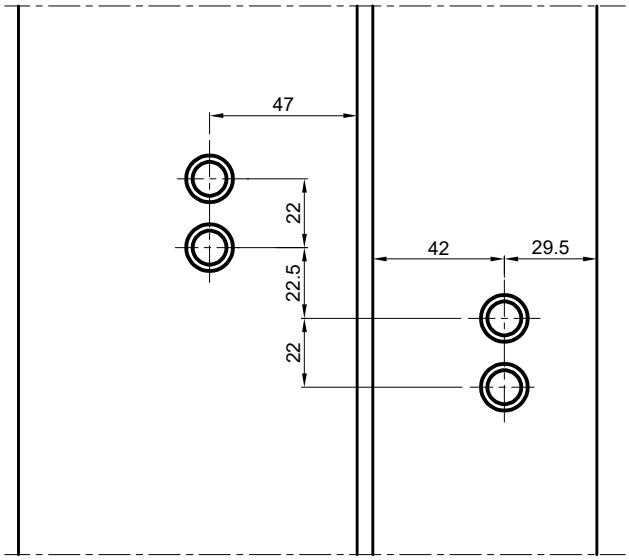




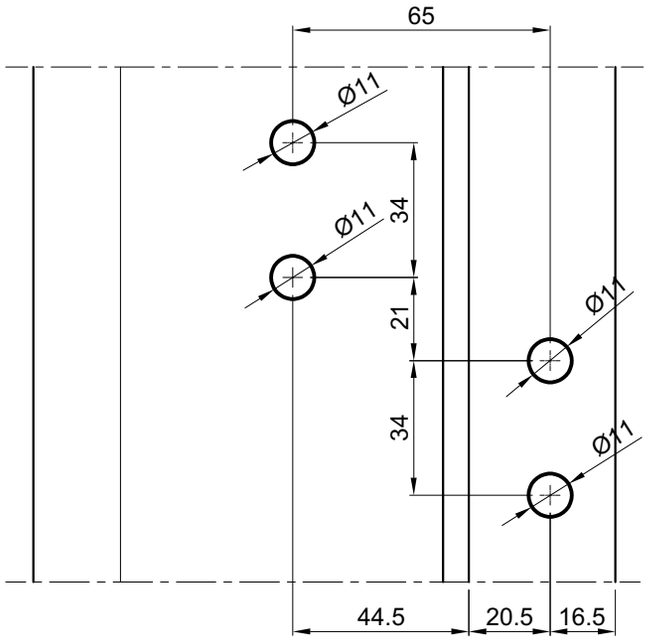


OBRADA
PROCESSING

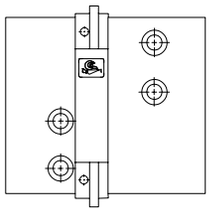




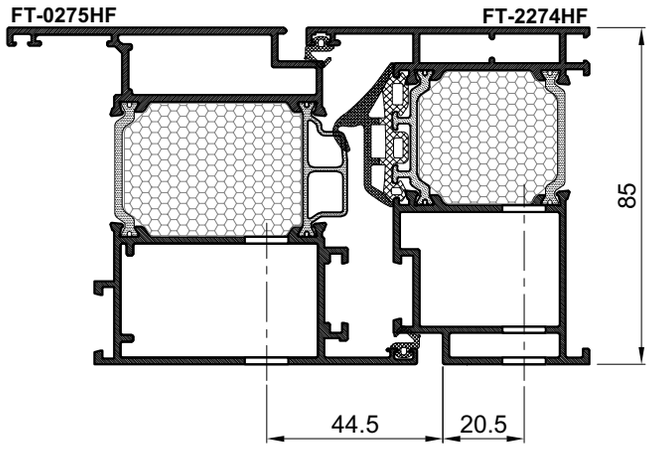
OBRADA ZA DVODIJELNU ŠARKU TÜRBAND 4 AT 112.015.xx
PROCESSING FOR TWO-PIECE HINGE TÜRBAND 4 AT 112.015.xx

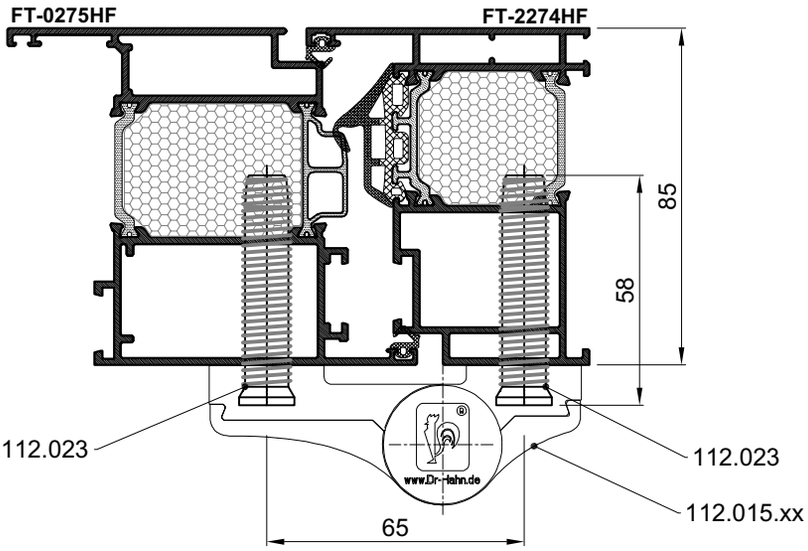


Napomena:
Obrada se vrši isključivo na obradnom centru ili pomoću namijenjenog šablona za obradu (112.016).
Remark:
Processing is carried out exclusively on the machining center or using the intended drilling jig for processing (112.016).

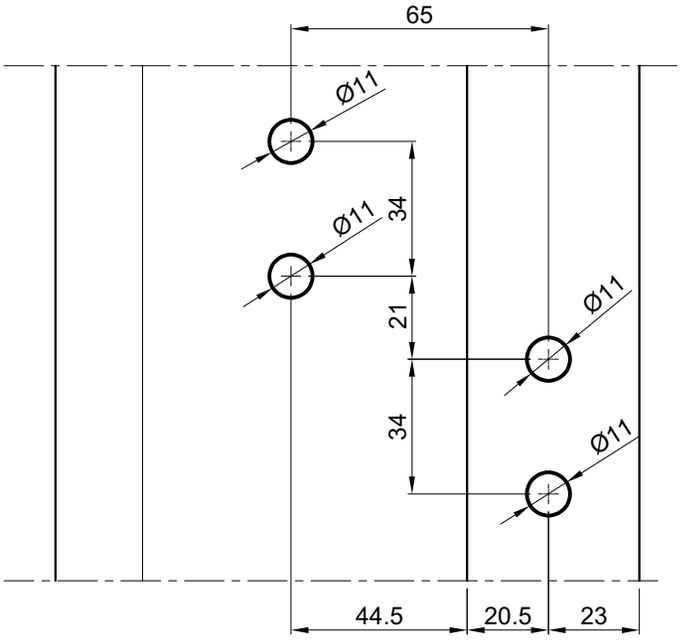


112.016

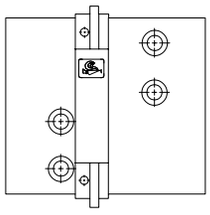




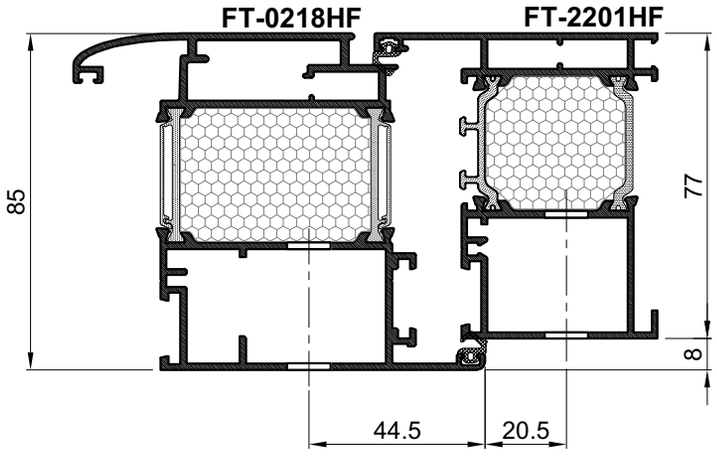
OBRADA ZA DVODIJELNU ŠARKU TÜRBAND 4 AT 112.021.xx
PROCESSING FOR TWO-PIECE HINGE TÜRBAND 4 AT 112.021.xx

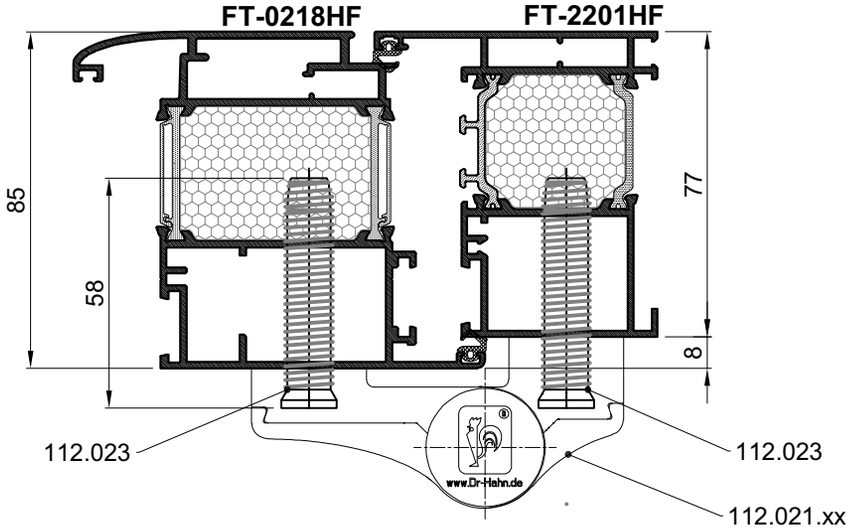


Napomena:
Obrada se vrši isključivo na obradnom centru ili pomoću namijenjenog šablona za obradu (112.022).
Remark:
Processing is carried out exclusively on the machining center or using the intended drilling jig for processing (112.022).

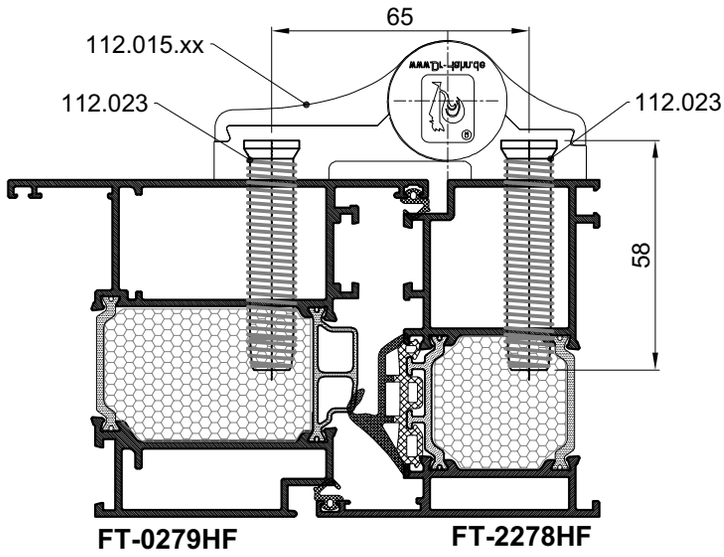


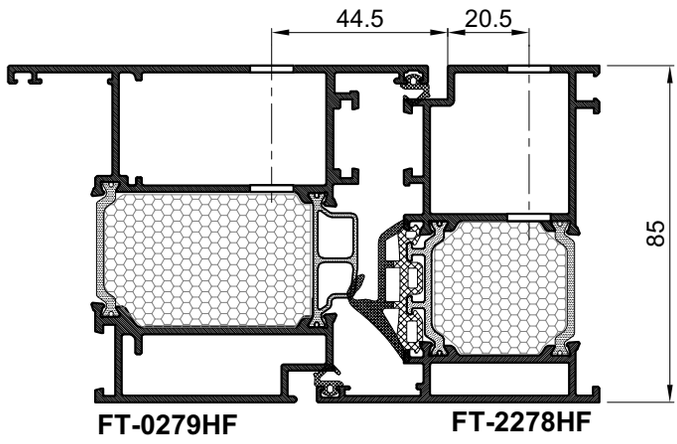
112.022

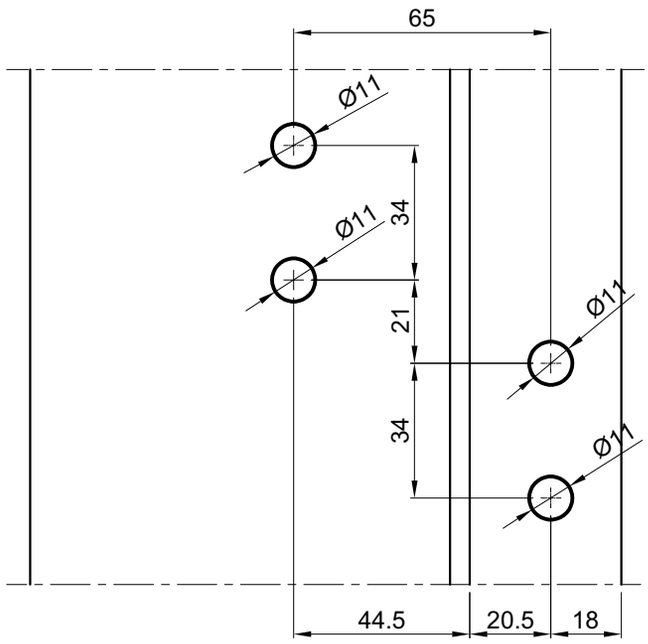




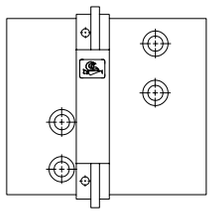
OBRADA ZA DVODIJELNU ŠARKU TÜRBAND 4 AT 112.015.xx
PROCESSING FOR TWO-PIECE HINGE TÜRBAND 4 AT 112.015.xx





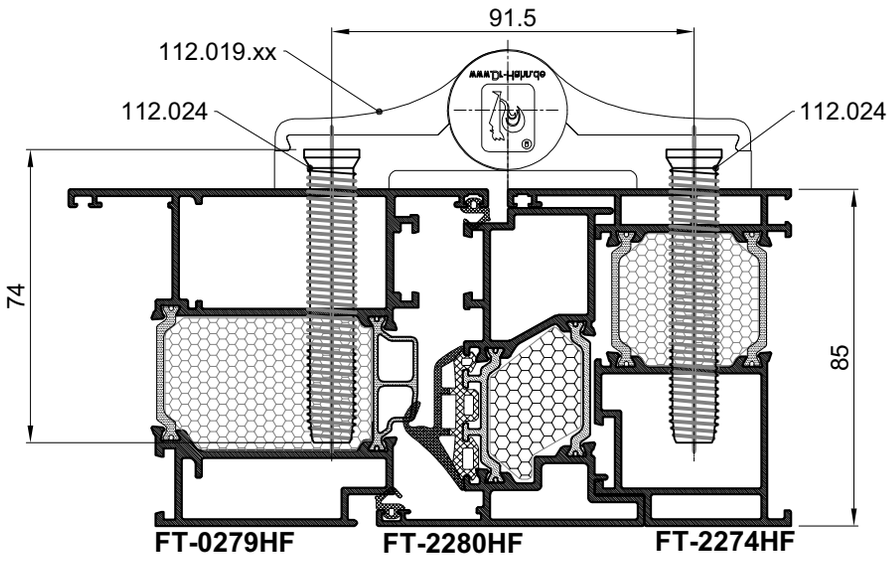


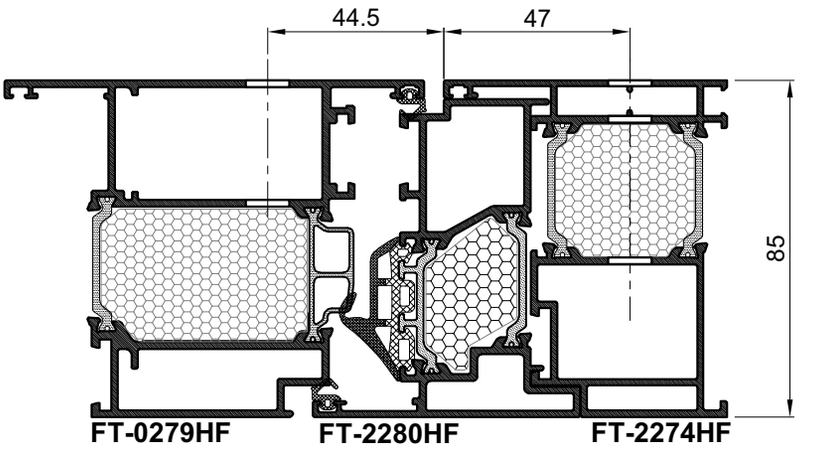
Napomena:
Obrada se vrši isključivo na obradnom centru ili pomoću namijenjenog šablona za obradu (112.016).
Remark:
Processing is carried out exclusively on the machining center or using the intended drilling jig for processing (112.016).

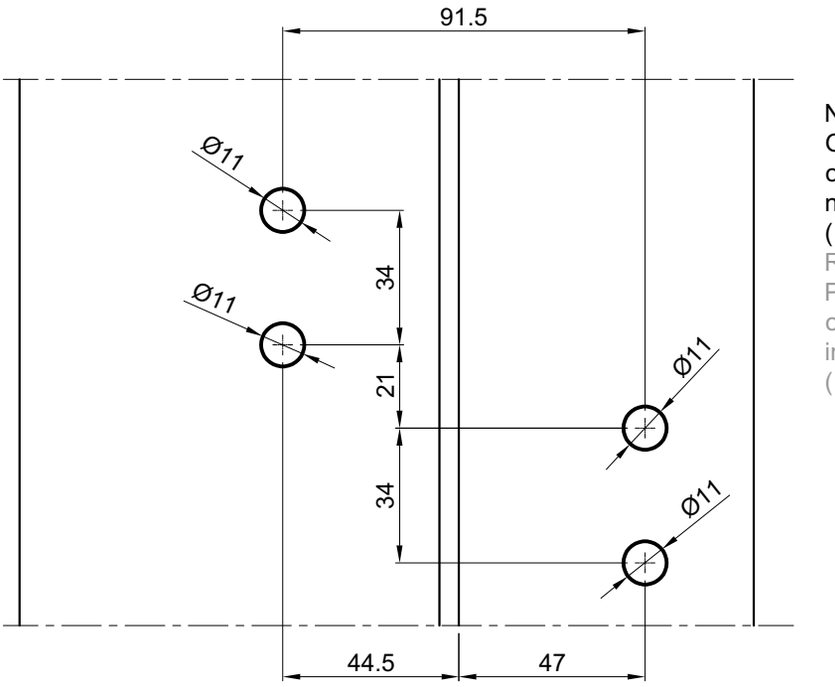


112.016

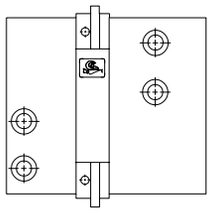
OBRADA ZA DVODIJELNU ŠARKU TÜRBAND 4 AT 112.019.xx
PROCESSING FOR TWO-PIECE HINGE TÜRBAND 4 AT 112.019.xx







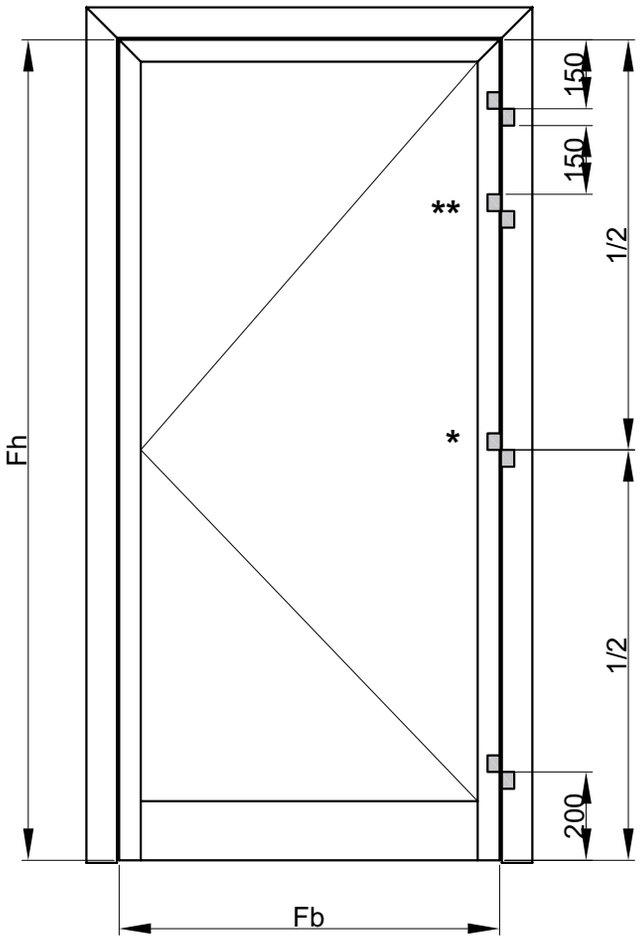
Napomena:
Obrada se vrši isključivo na obradnom centru ili pomoću namijenjenog šablona za obradu (112.020).
Remark:
Processing is carried out exclusively on the machining center or using the intended drilling jig for processing (112.020).



112.020

Preporuke za ugradnju Dr. Hahn Türband 4 AT šarki
Recommendations for montage of the Dr. Hahn Türband 4 AT hinges

Türband 4 AT dvodijelna šarka
Türband 4 AT two-piece hinge



Napomena:
Ne podmazivati, čahure su napravljene od PVC-a koji ne zahtijeva održavanje!
Remark:
Bearing bushes made of maintenance-free PVC - do not lubricate!

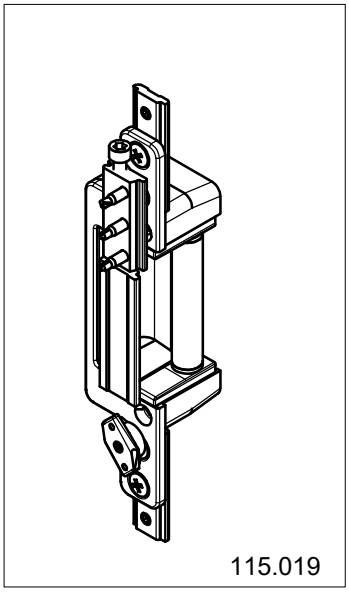
Fh = Visina krila
Leaf height

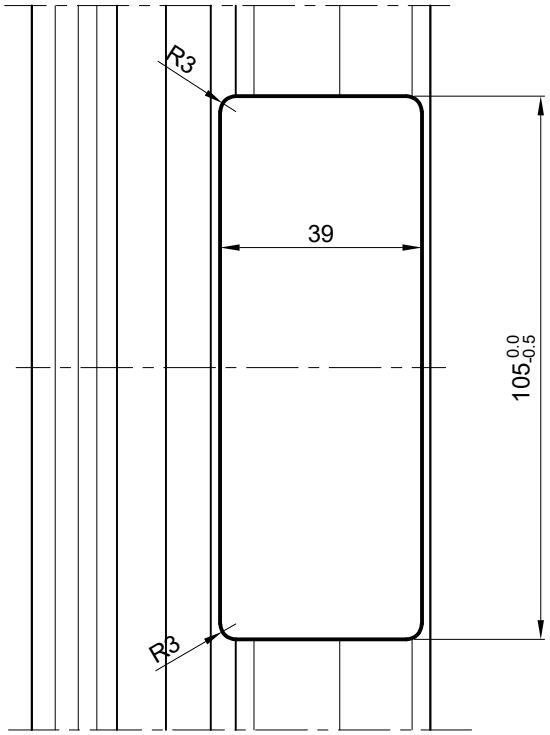
Fb = Širina krila
Leaf width

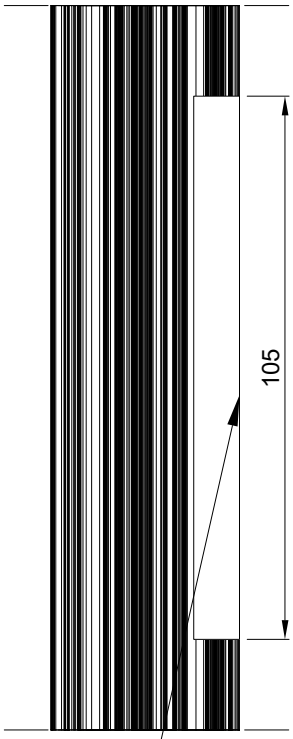
* Dodatna šarka za bolje brtvljenje preporučuje se za visine krila iznad 2200 mm.
** Na vratima s ugrađenim zatvaračem kao i na vratima za javnu upotrebu potrebno je koristiti najmanje tri šarke.
* Additional door hinge for better sealing pressure is recommended for leaf height over 2200 mm.
** Doors fitted with door closers as well as doors for public use should use at least three hinges.

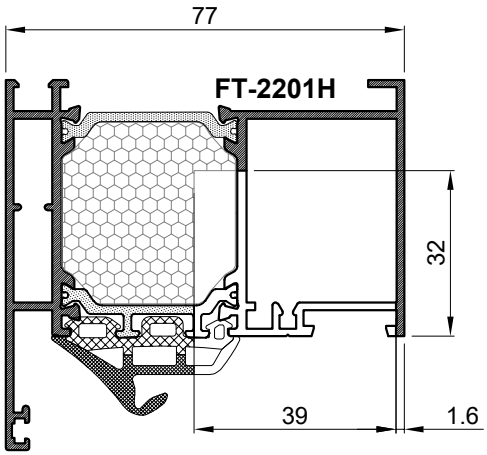
OBRADA FT-2201H ZA SKRIVENU ŠARKU GIESSE 115.019 - OTVARANJE UNUTRA
PROCESSING FT-2201H FOR THE CONCEALED HINGE GIESSE 115.019 - INWARD OPENING

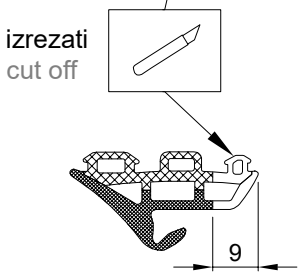
OBRADA JE ISTA I ZA PROFILE:
PROCESSING IS THE SAME FOR PROFILES:
FT-2225H, FT-2619H, FT-2224H, FT-2229H, FT-2249H, FT-2268H, FT-2214H, FT-2231H, FT-2232H, FT-2297H







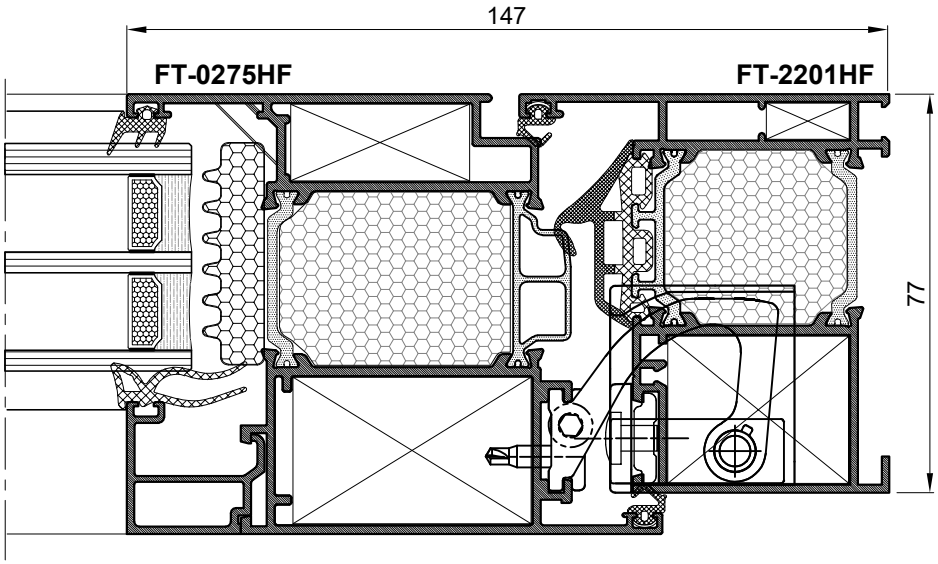




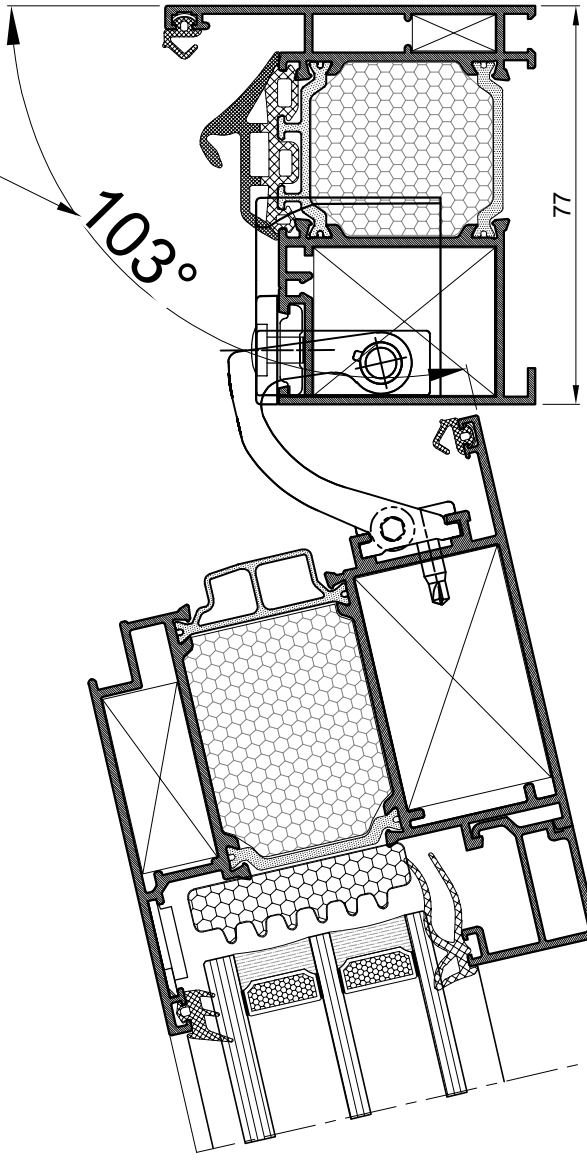
NAPOMENA:
Skrivena šarka 115.019 se može koristiti samo u slučaju kad krilo i ram nisu u istoj ravnini, odnosno kad su u preklopu
REMARK:
Concealed hinges 115.019 can only be used when the sash and frame are not in the same plane, i.e. when they overlap

Detaljne upute
Detailed instructions

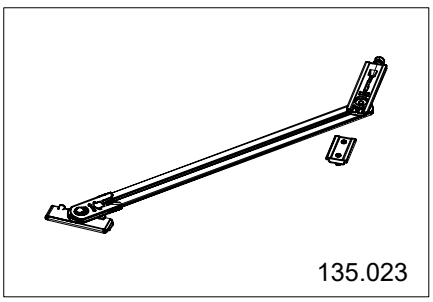
KUT OTVARANJA ZA GIESSE SKRIVENU ŠARKU 115.019
OPENING ANGLE FOR CONCEALED GIESSE HINGE 115.019



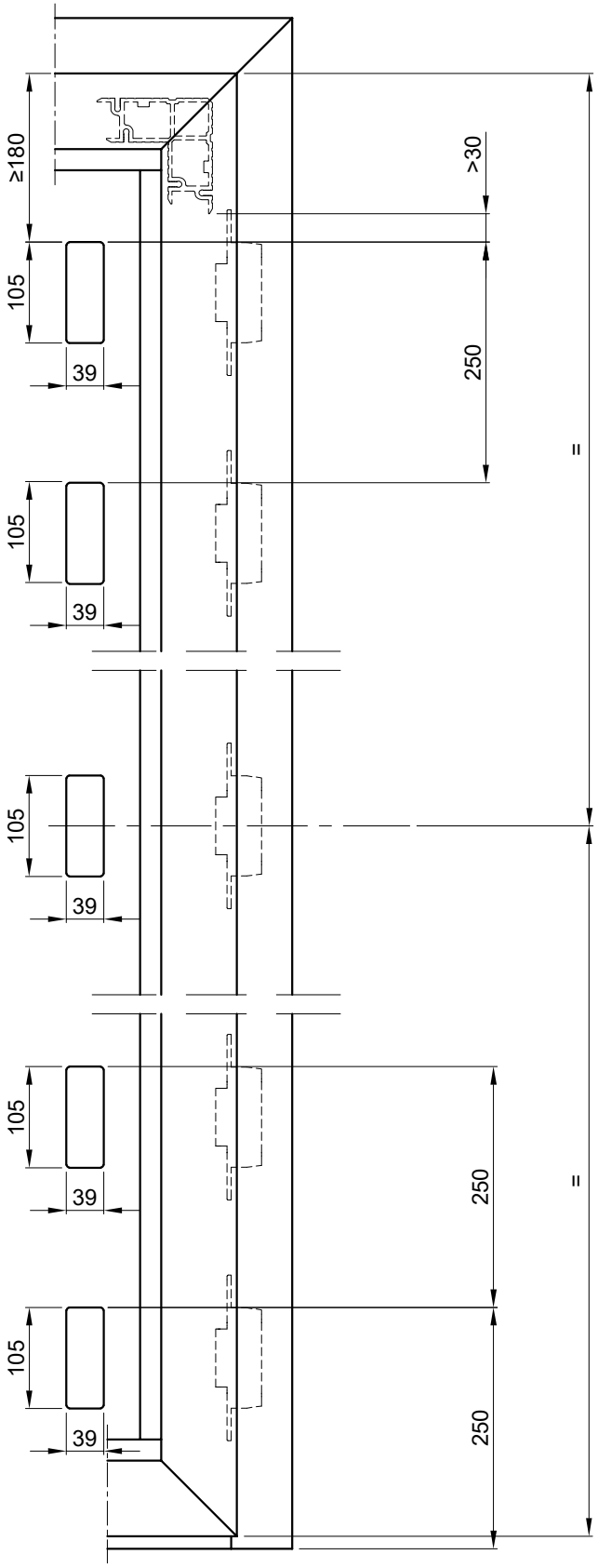
Maksimalni kut otvaranja
Max opening angle



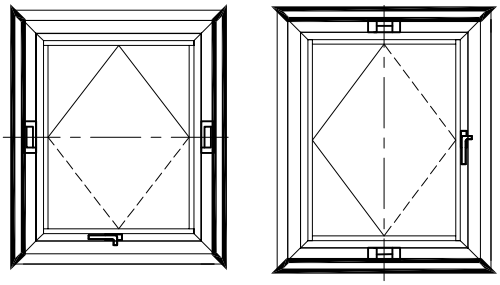
Za vrata koja se otvaraju pod kutem većim od 90 ° preporučuje se koristiti graničnik otvaranja art.135.023
If the leaf can be opened over 90°, the use of a opening limiter arm is recommended art.135.023




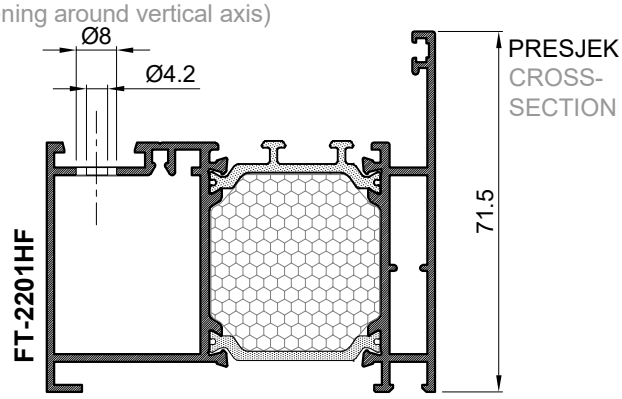
UPUTE ZA POZICIONIRANJE SKRIVENE ŠARKE GIESSE 115.019 - OTVARANJE UNUTRA
INSTRUCTIONS FOR POSITIONING OF THE CONCEALED HINGE GIESSE 115.019 - INWARD OPENING



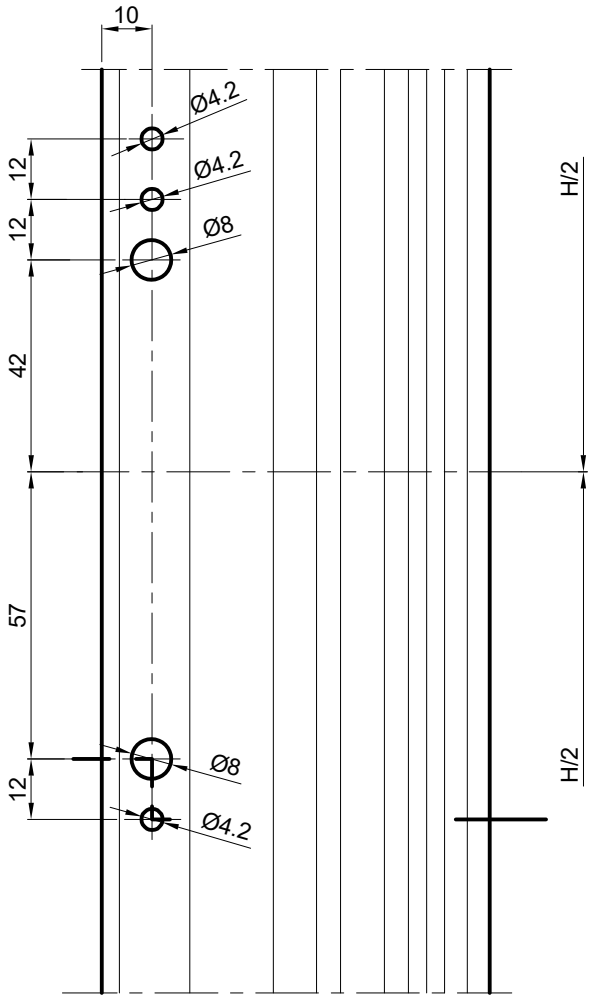
OTVARANJE OKO SREDIŠNJE OSE
Obrada profila rama FT-2201HF
-simetrična obrada okomica (otvaranje oko vodoravne ose)
-simetrična obrada vodoravnica (otvaranje oko okomite ose)
OPPENING AROUND MIDDLE AXIS
Processing of frame profile FT-2201HF
-symetrical processing of vertical crossbar
(opening aroung horizontal axis)
-symetrical processing of horizontal crossbarr
(opening around vertical axis)

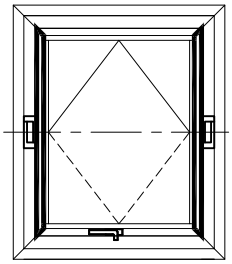


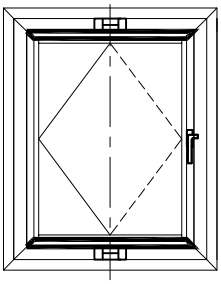




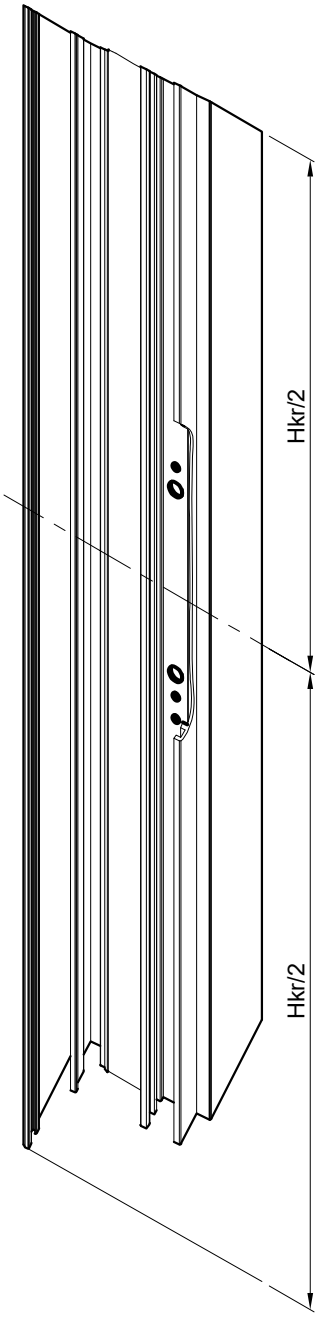
PRESJEK
CROSS-SECTION



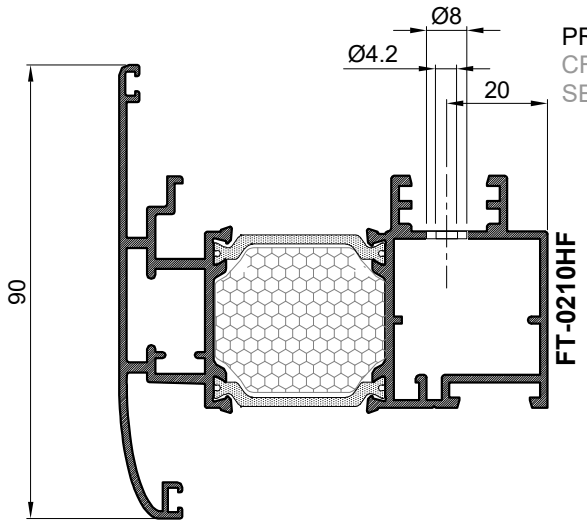


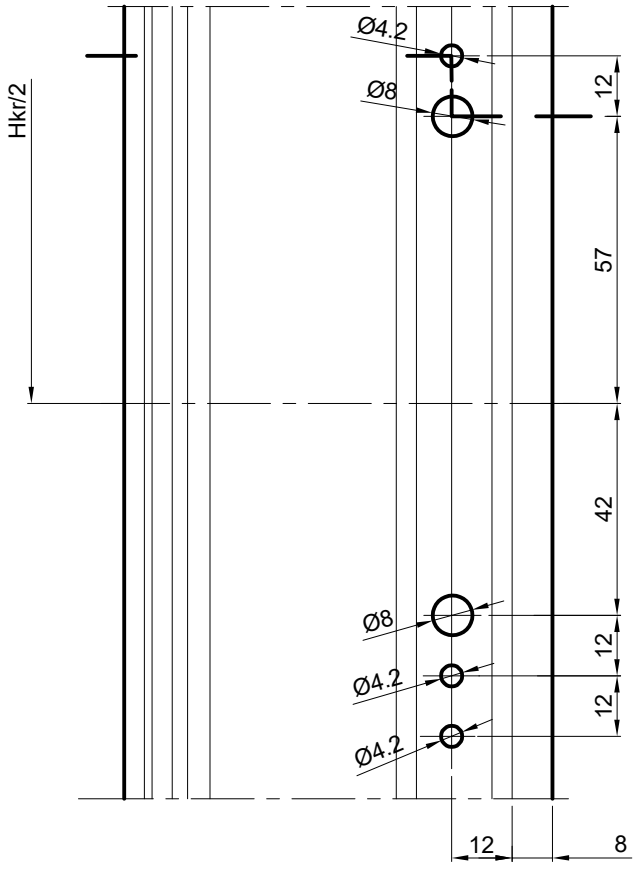


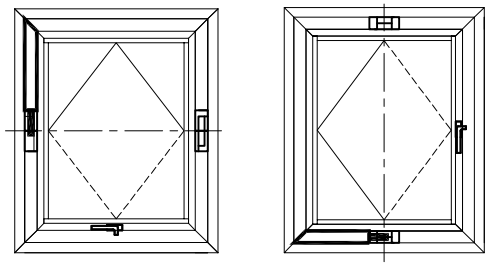
OTVARANJE OKO SREDIŠNJE OSE
Obrada profila krila FT-0210H
-simetrična obrada okomica (otvaranje oko vodoravne ose)
-simetrična obrada vodoravnica (otvaranje oko okomite ose)
OPPENING AROUND MIDDLE AXIS
Processing profile sash FT-0210H
-symetrical processing of vertical crossbar
(opening aroung horizontal axis)
-symetrical processing of horizontal crossbarr
(opening around vertical axis)



PRESJEK
CROSS-
SECTION







OTVARANJE OKO SREDIŠNJE OSE

Obrada profila FT-0213/AHF

-fiksira se za okvir krila prozora, gore lijevo (otvaranje oko vodoravne ose)


-fiksira se za okvir krila prozora, dolje lijevo (otvaranje oko okomite ose)

OPENING AROUND MIDDLE AXIS

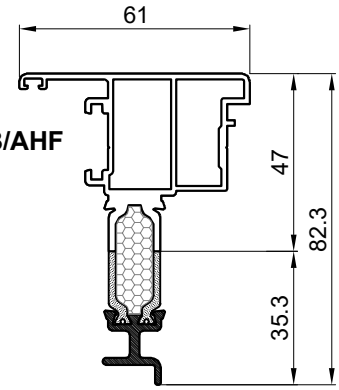
Processing of profile FT-0213/AHF

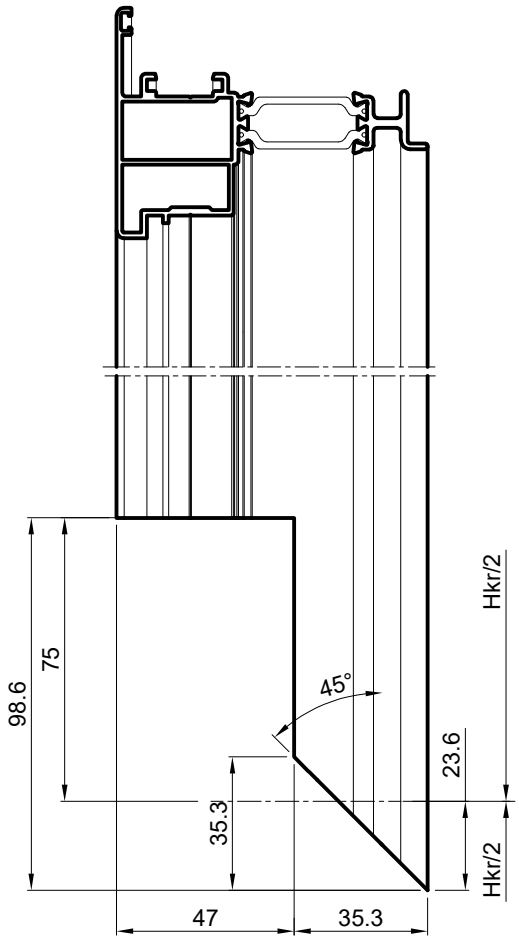
-it is fixed for the sash frame of the window, top left
(opening around horiznotal axis)

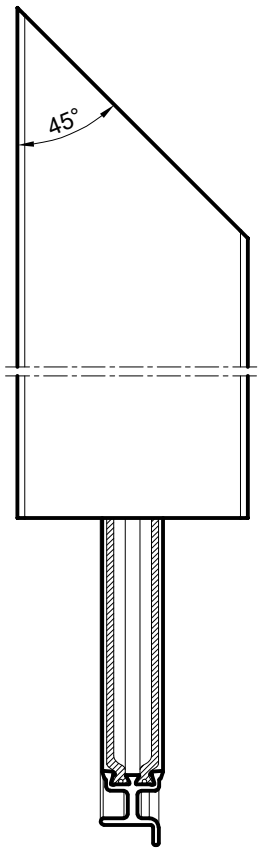
-it is fixed to the sash frame of the window, down left
(opening around vertical axis)



FT-0213/AHF

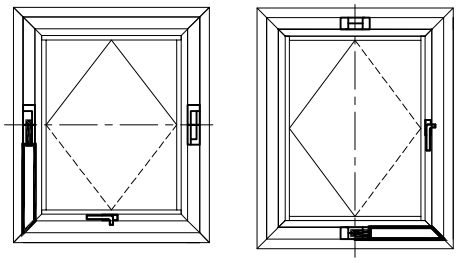






OTVARANJE OKO SREDIŠNJE OSE

Obrada profila FT-0213/AHF



-fiksira se za okvir rama prozora, dolje lijevo (otvaranje oko vodoravne ose)


-fiksira se za okvir rama prozora, dolje desno (otvaranje oko okomite ose)

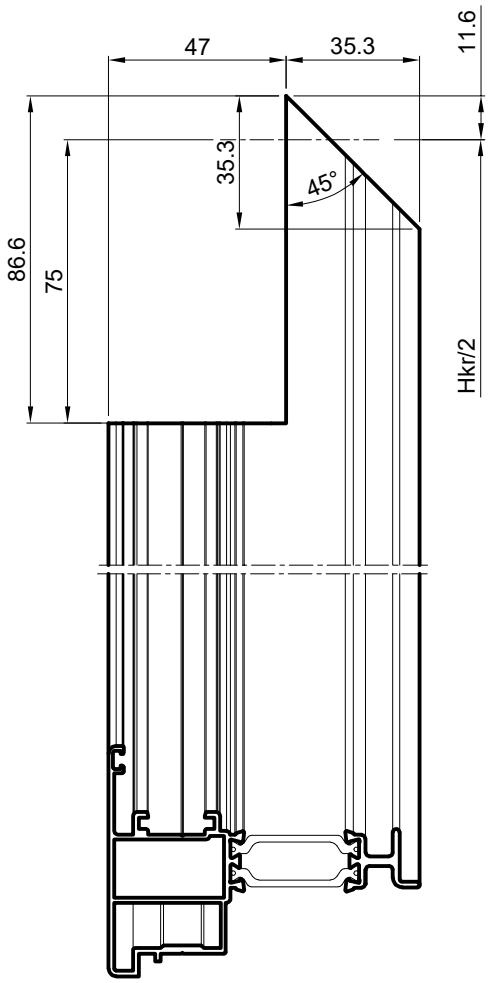
OPENING AROUND MIDDLE AXIS

Processing of profile FT-0213/AHF

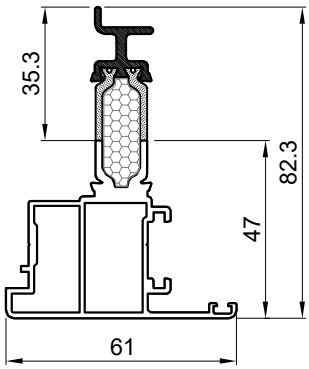
-it is fixed for the sash frame of the window, down left
(opening around horiznotal axis)

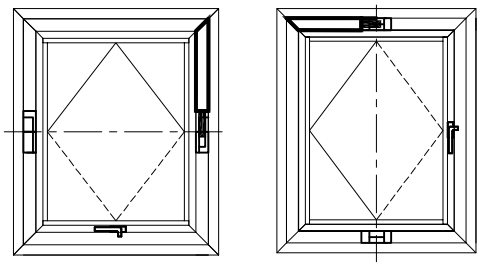
-it is fixed to the sash frame of the window, down right
(opening around vertical axis)





FT-0213/AHF





OTVARANJE OKO SREDIŠNJE OSE

Obrada profila FT-0213/AHF

-fiksira se za okvir rama prozora, gore desno (otvaranje oko vodoravne ose)


-fiksira se za okvir rama prozora, gore lijevo (otvaranje oko okomite ose)

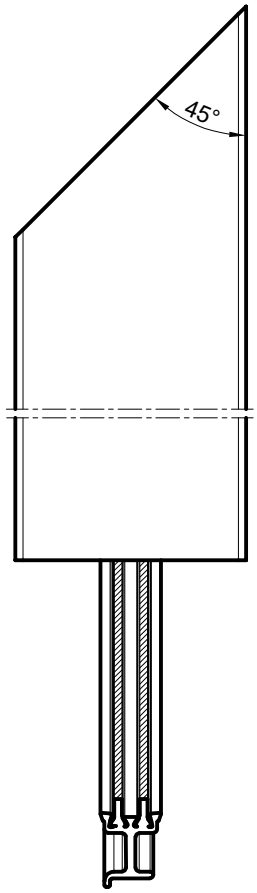
OPENING AROUND MIDDLE AXIS

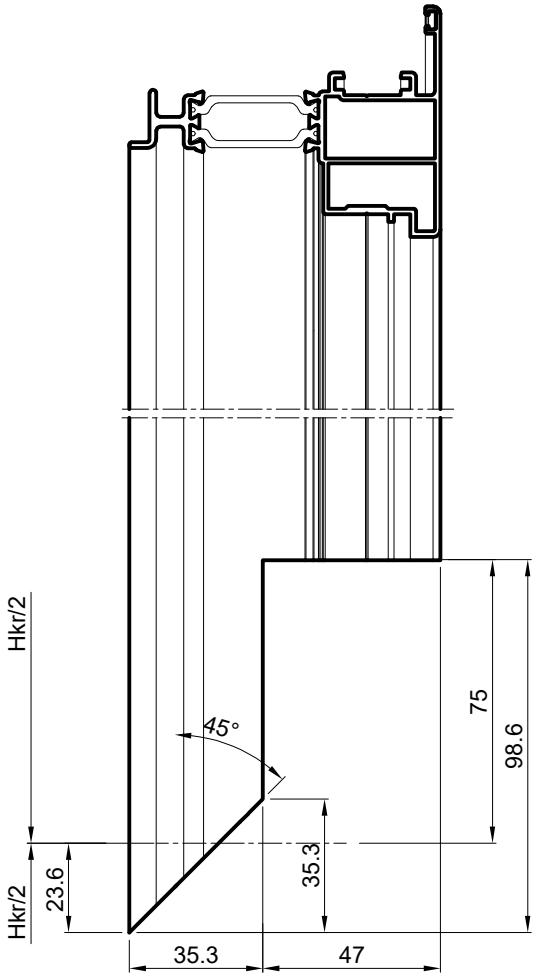
Processing of profile FT-0213/AHF

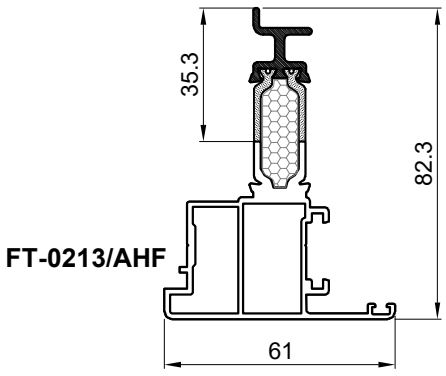
-it is fixed for the sash frame of the window, top right
(opening around horiznotal axis)

-it is fixed to the sash frame of the window, top left
(opening around vertical axis)









FT-0213/AHF

OTVARANJE OKO SREDIŠNJE OSE

Obrada profila FT-0213/AHF

-fiksira se za okvir rama prozora, dolje desno (otvaranje oko vodoravne ose)

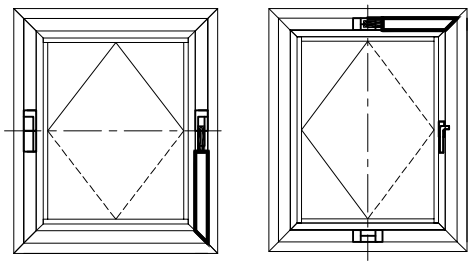
-fiksira se za okvir rama prozora, gore desno (otvaranje oko okomite ose)


OPENING AROUND MIDDLE AXIS

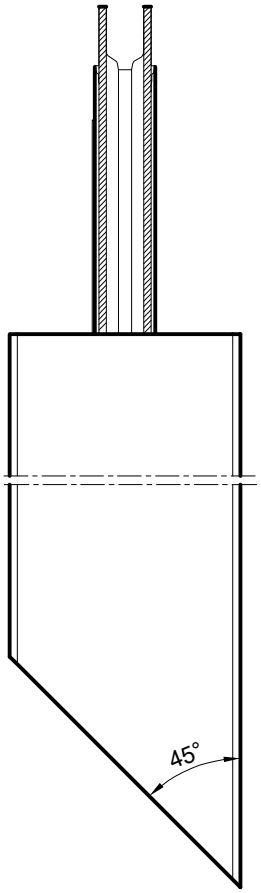
Processing of profile FT-0213/AHF

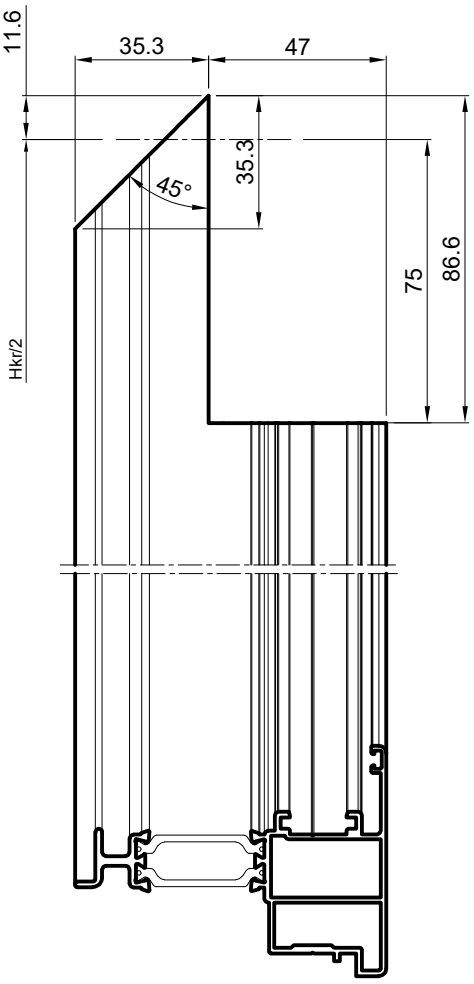
-it is fixed for the sash frame of the window, down right
(opening around horiznotal axis)

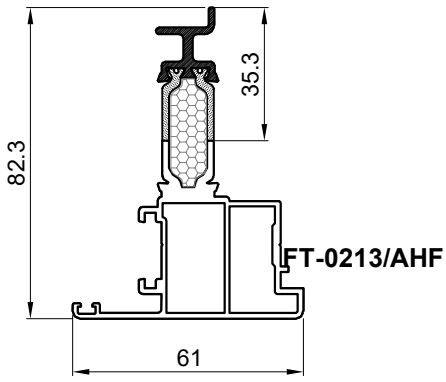
-it is fixed to the sash frame of the window, top right
(opening around vertical axis)



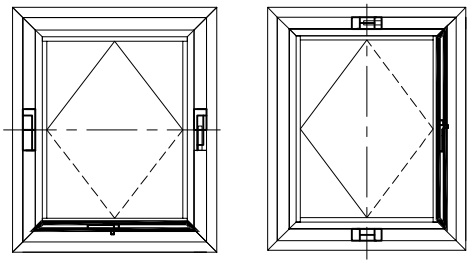




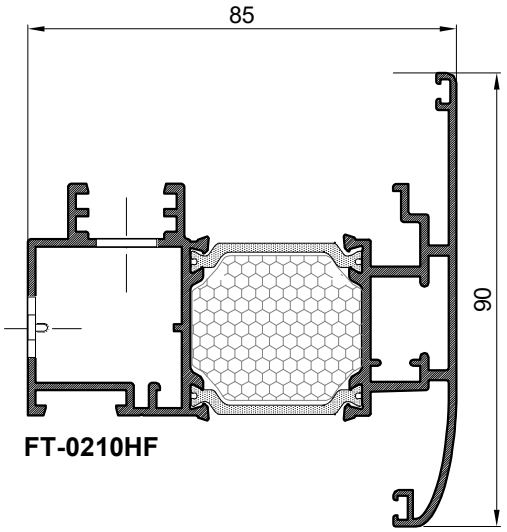


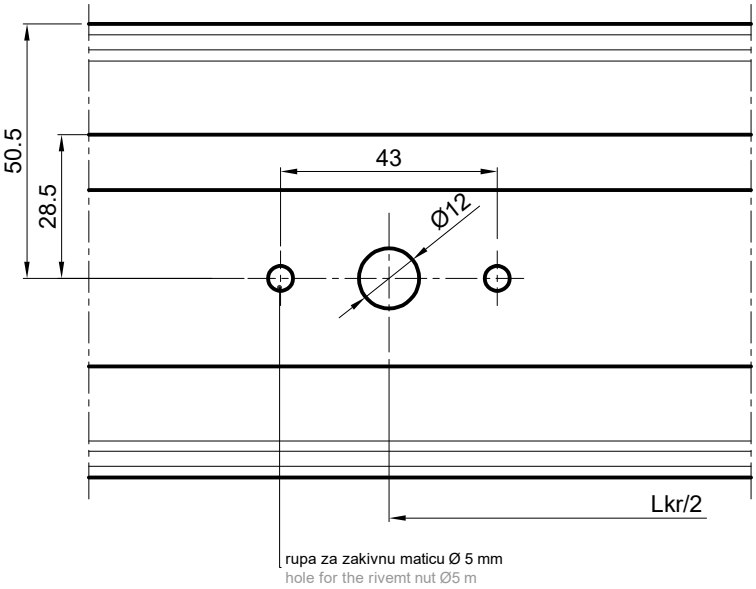


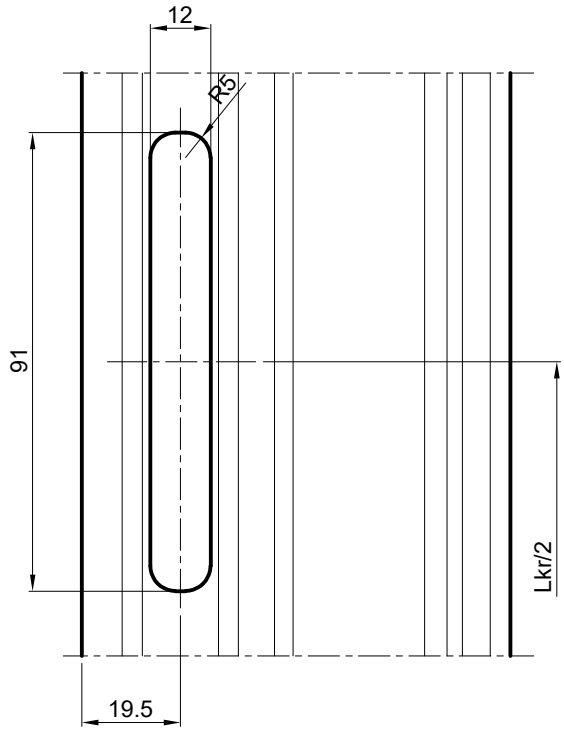
FT-0213/AHF

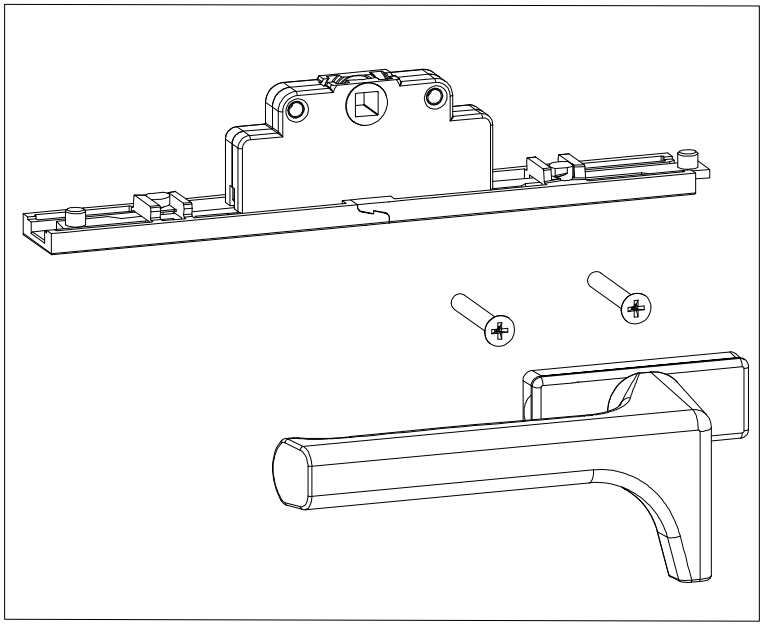


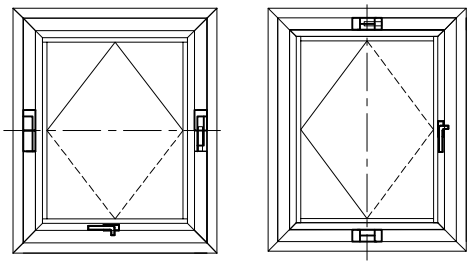
OTVARANJE OKO SREDIŠNJE OSE
Obrada profila krila FT-0210HF
-za ugradnju pogonskog mehanizma i ručke
u art.142.011 i 142.042
OPENING AROUND MIDDLE AXIS
Processing of sash profile FT-0210HF
-for installation of driving mechanism and handle
in art.142.011 and 142.042





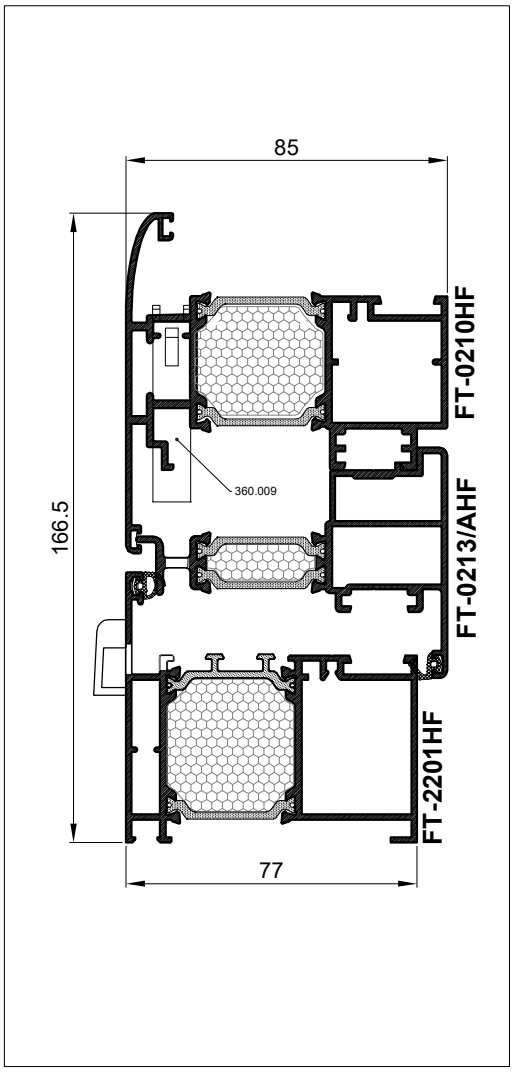


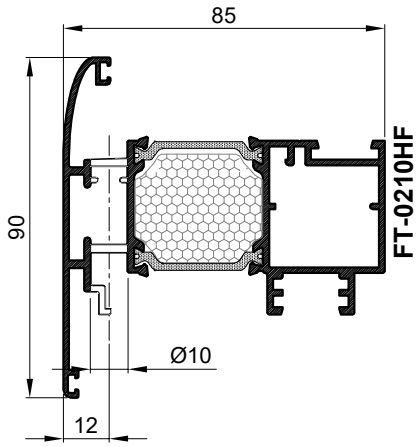


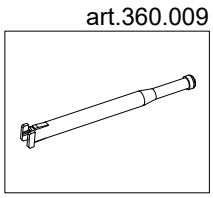


OTVARANJE OKO SREDIŠNJE OSE
ODVOD KAPLJEVINA IZ PROZORA
OPENING AROUND MIDDLE AXIS
DRAINAGE FROM THE WINDOW

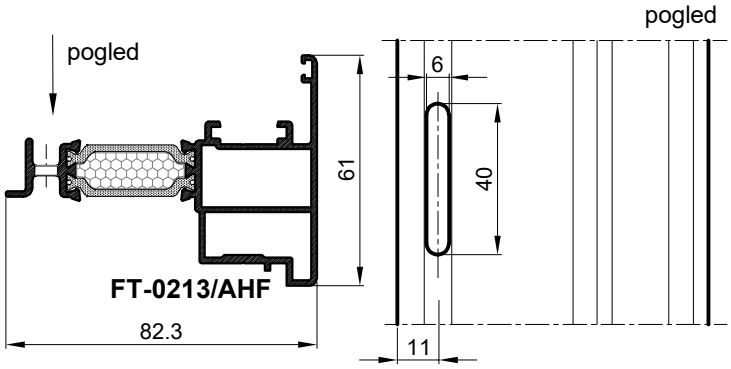
Obrada profila krila FT-0210HFR
-za ugradnju monodrain cjevčice 360.009
-rupa Ø10, svakih 400 mm (dva po krilu), 100 mm od kraja
Processing of sash profile FT-0210HF
-for installation of monodrain tubular art.360.009
-hole Ø10, every 400 mm (two on sash), 100 mm form end



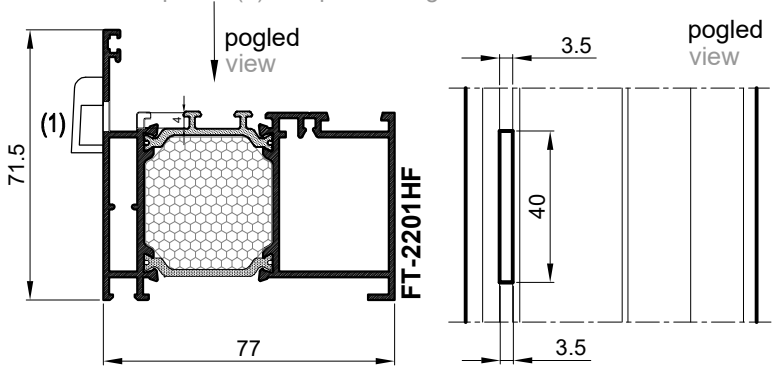




Obrada profila FT-0213/AHF
-obrada svakih 400 mm, 100 mm od kraja
Processing profile FT-0213/AHF
-punch every 400 mm, 100 mm from end

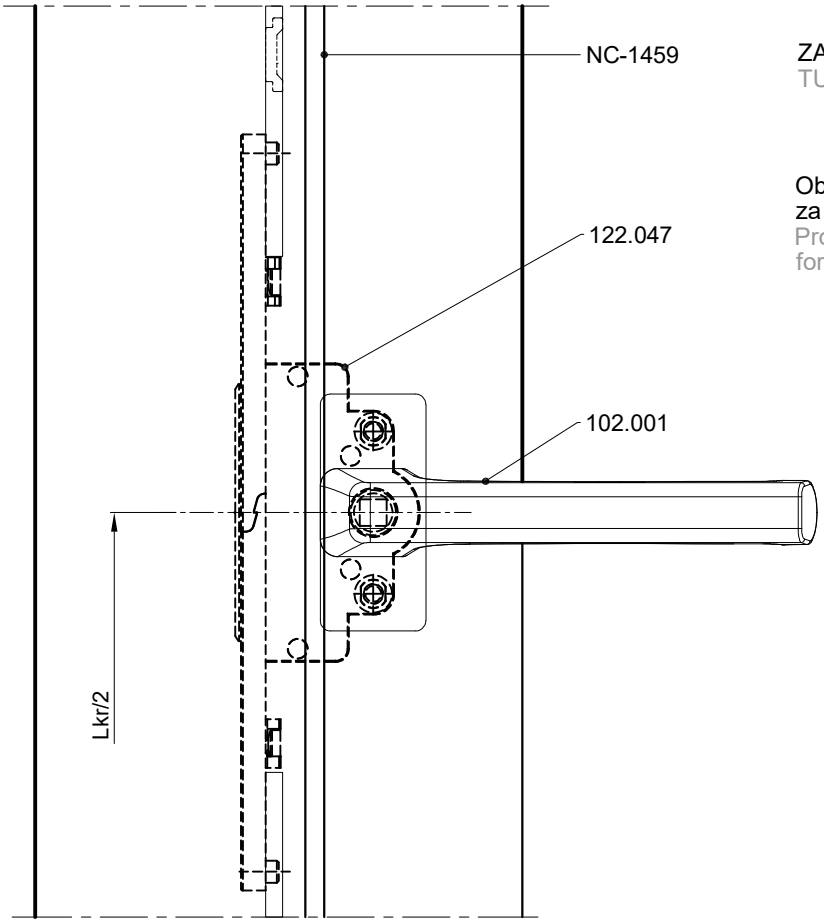


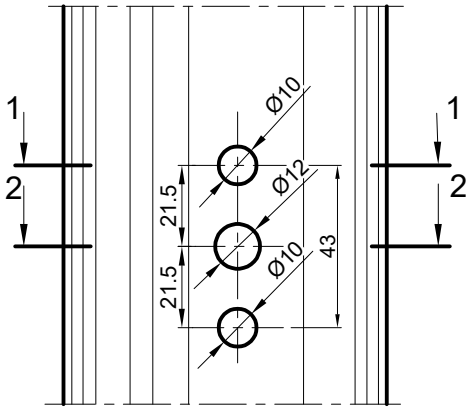
Obrada profila FT-2201HF
-obrada svakih 400 mm, 100 mm od kraja
-obrada (1) - prema katalogu
Processing profile FT-2201HF
-punch every 400 mm, 100 mm form end
-punch (1) - as per catalog

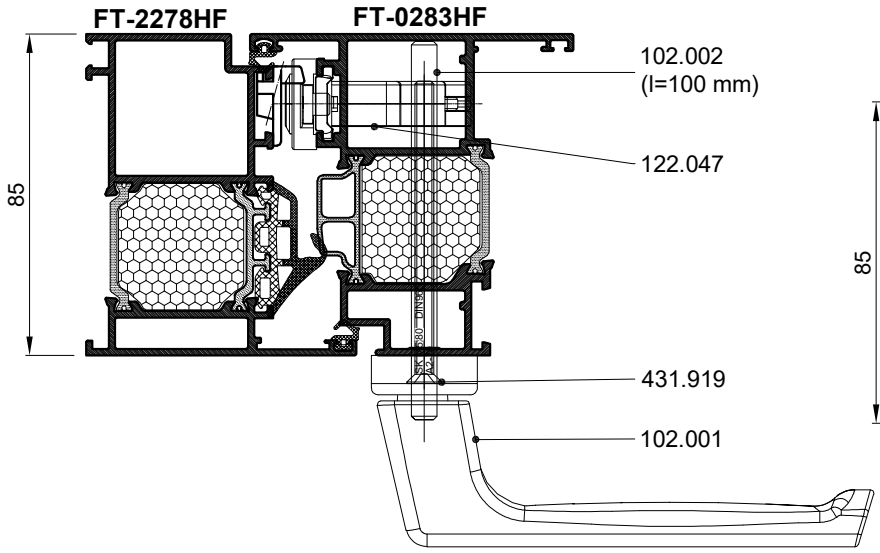


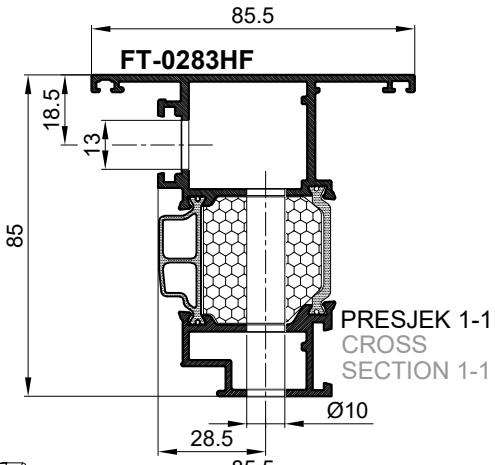
ZAOKRETNI PROZOR, OTVARANJE VANI
TURN WINDOW, OUTSIDE OPENING

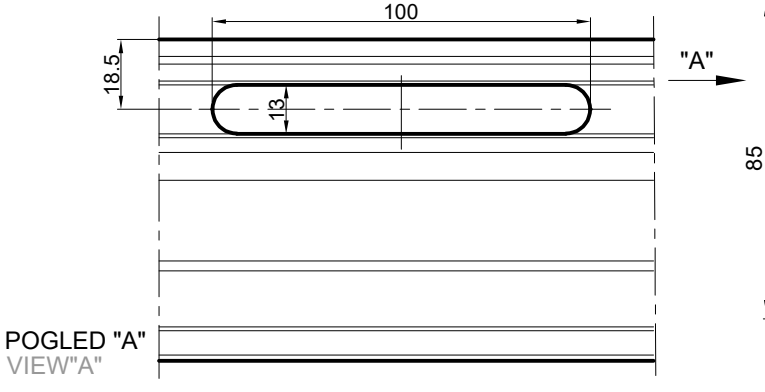
Obrada profila FT-0283HF
za ručku i pogonski mehanizam
Profile processing FT-0283HF
for handle and drive mechanism

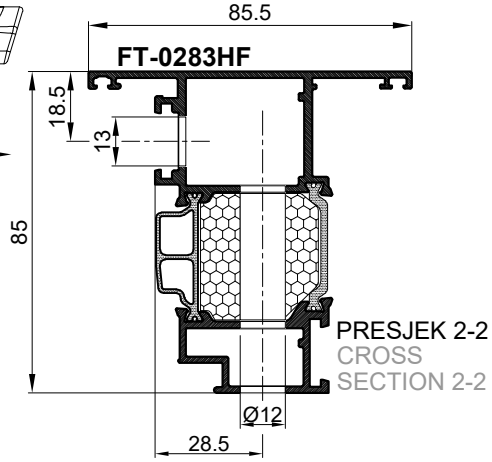




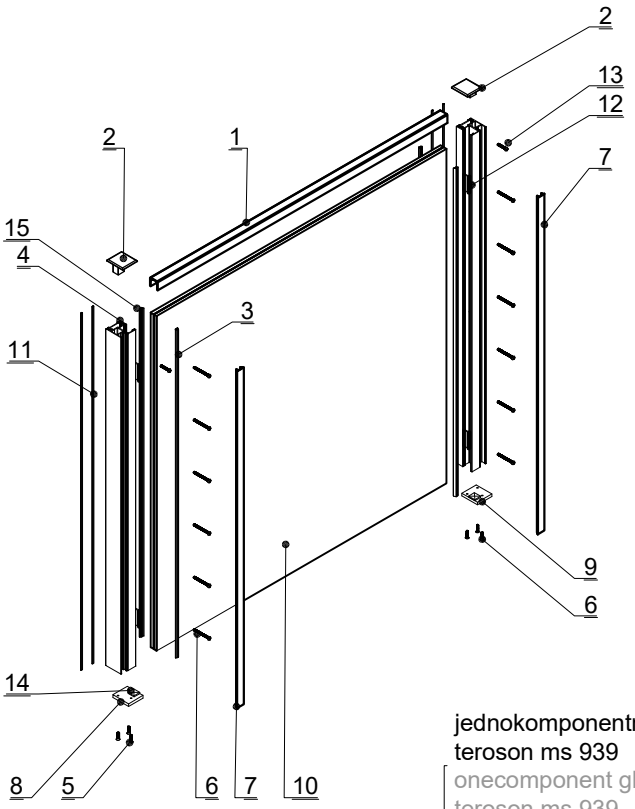


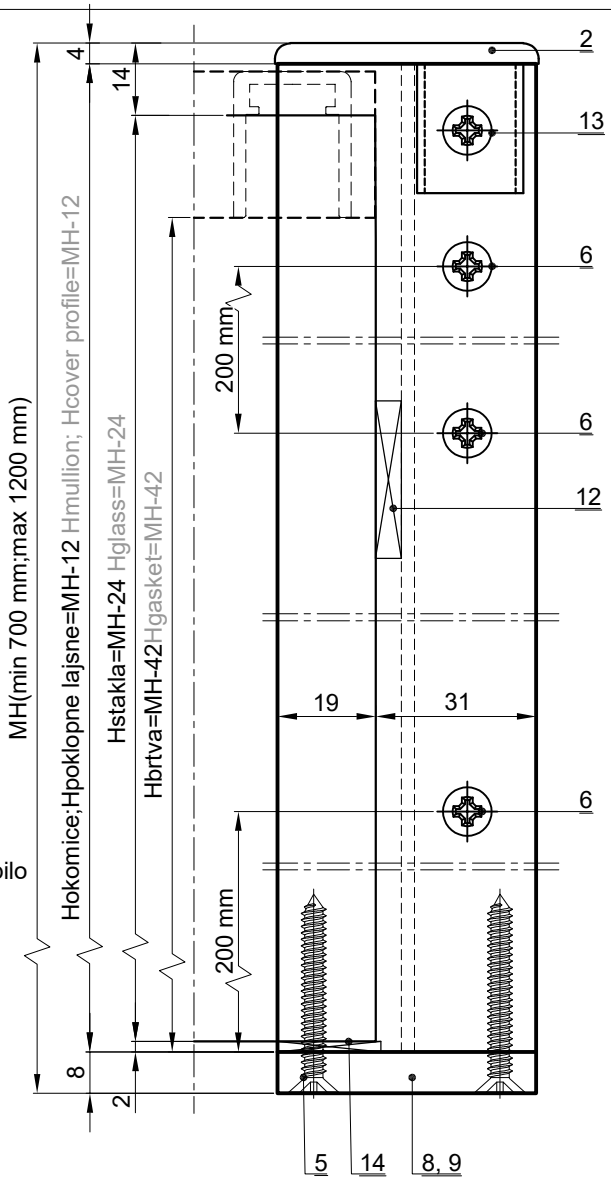




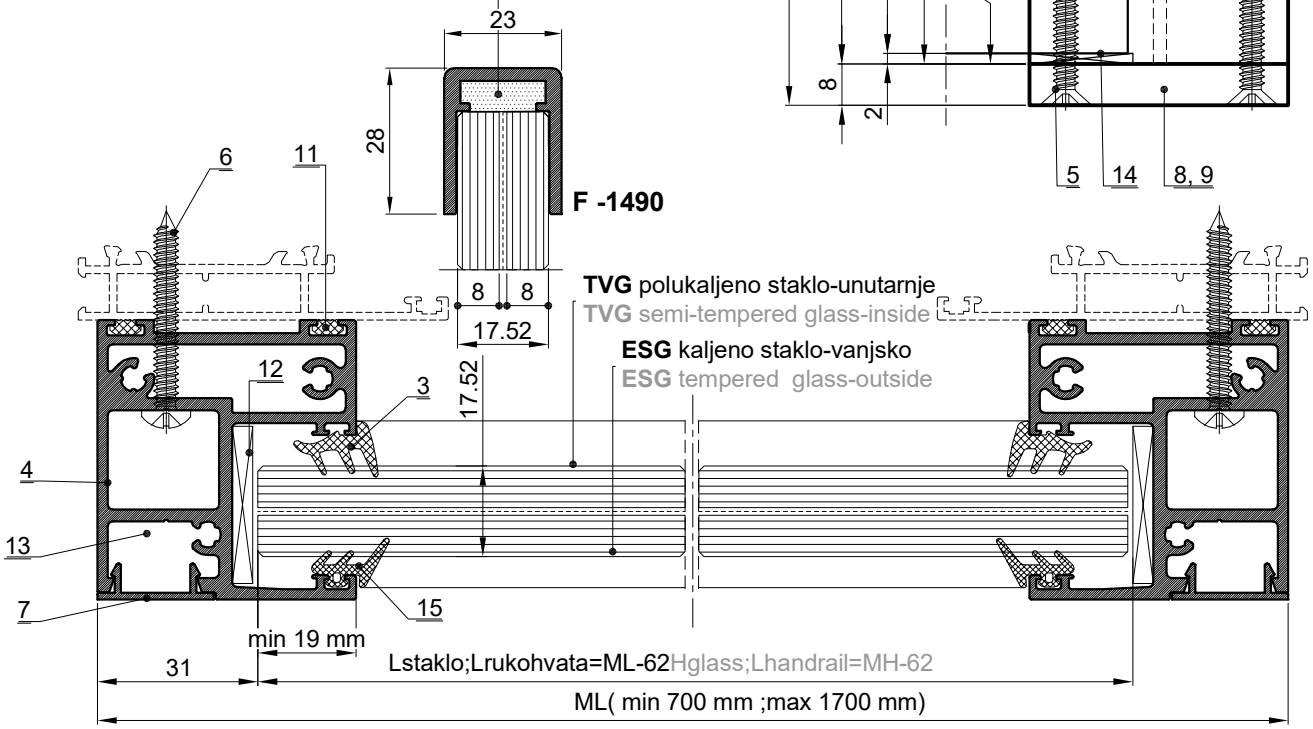


MONTAŽA FRANCUSKOG BALKONA, staklo 88.4
FRENCH BALCONY INSTALLATION, glass 88.4





jednokomponentno ljepilo
teroson ms 939
onecomponent glue
teroson ms 939



TVG polukaljeno staklo-unutarnje
TVG semi-tempered glass-inside

ESG kaljeno staklo-vanjsko
ESG tempered glass-outside

1 - profil rukohvata F-1490
1 - handrail profile F-1490
2 - PVC čep 373.054
2 - PVC cover cap 373.054
3 - brtva 318.016
3 - gasket 318.016
4 - profil okomice F-1569
4 - french balcony profile F-1569

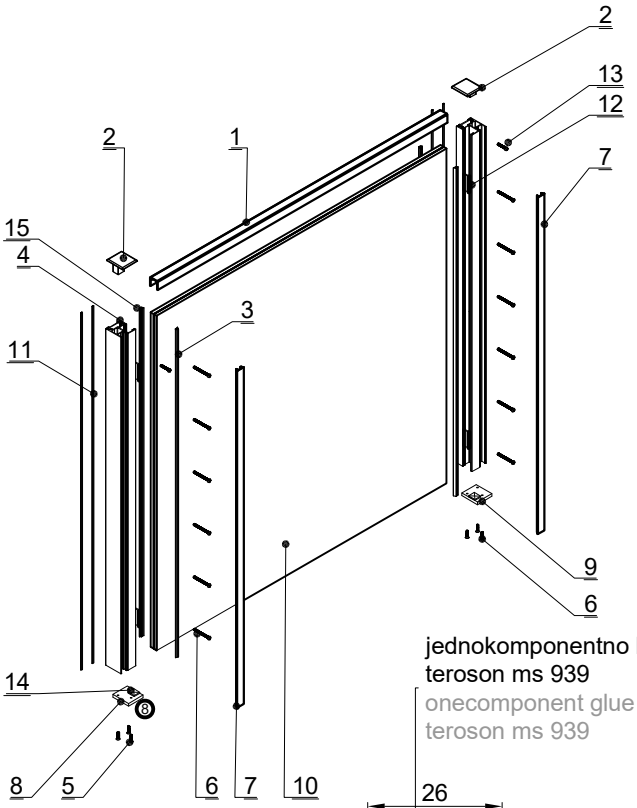
5 - 433.134 (6 komada)
5 - 433.134 (6 pieces)
6 - 433.048 (svakih 200 mm)
6 - 433.048 (every 200 mm)
7 - poklopna lajsna F-0826
7 - cover profile F-0826
8 - nosiva pločica lijeva 391.148
8 - glass support left 391.148

9 - nosiva pločica desna 391.149
9 - glass support right 391.149
10 - staklo 88.4 Kaljeno lamistal
10 - glass 88.2 toughened laminated
11 - brtva 340.055
11 - gasket 340.055
12 - PVC distancer 100x30x4 mm*
12 - PVC packer 100x30x4 mm*

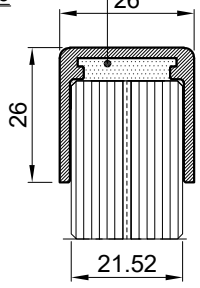
13 - 433.046 (za PVC čep)
13 - 433.046 (for PVC cover cap)
14 - PVC distancer 20x20x2 mm*
14 - PVC packer 20x20x2 mm*
15 - brtva 328.002
15 - gasket 328.002

*- ne prodaje FEAL
*- not sold by FEAL

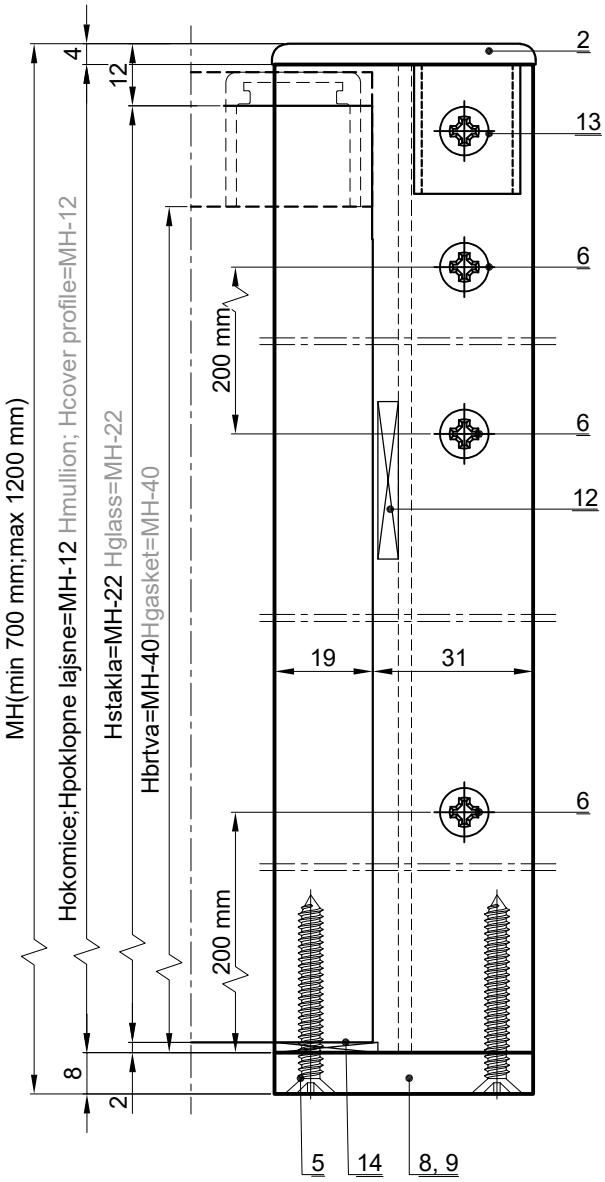
MONTAŽA FRANCUSKOG BALKONA, staklo 1010.4
FRENCH BALCONY INSTALLATION, glass 1010.4

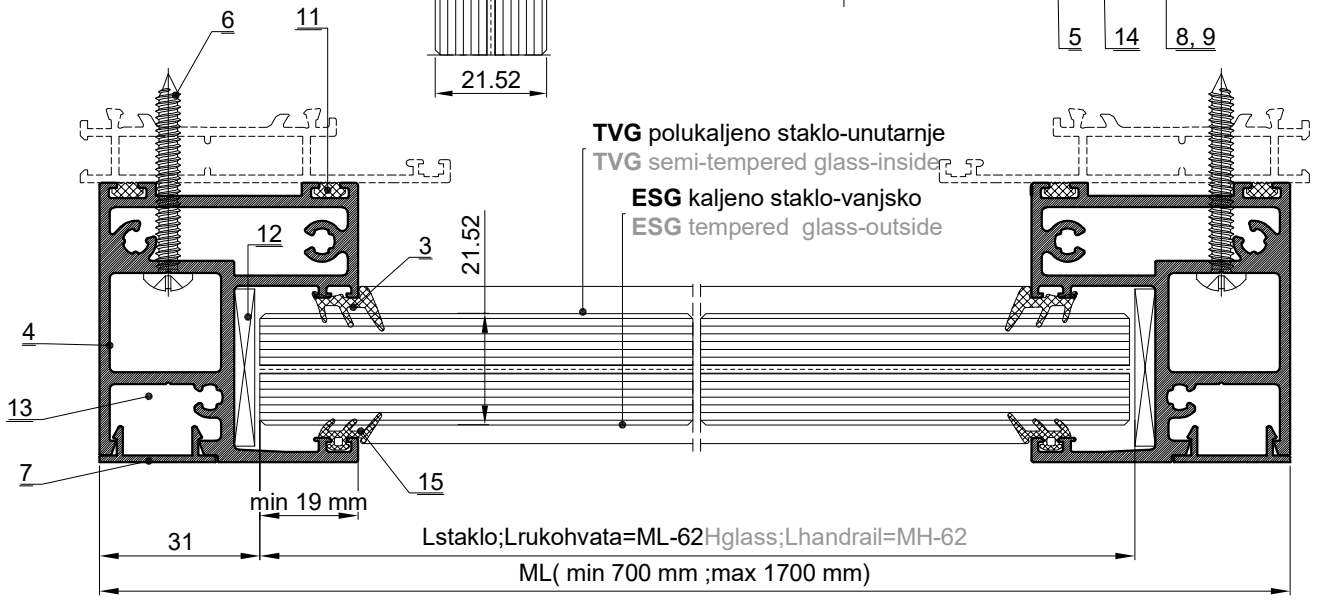


jednokomponentno ljepilo
teroson ms 939
onecomponent glue
teroson ms 939



F -1437





TVG polukaljeno staklo-unutarnje
TVG semi-tempered glass-inside

ESG kaljeno staklo-vanjsko
ESG tempered glass-outside

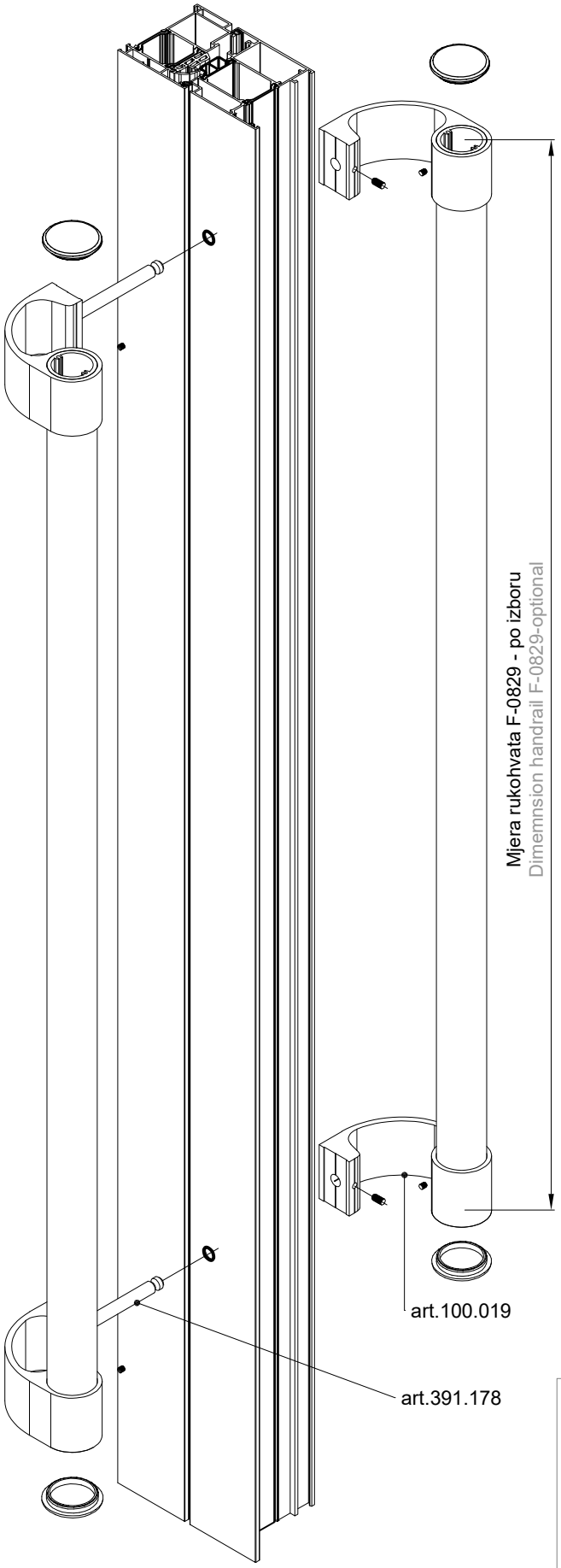
1 - profil rukohvata F-1490
1 - handrail profile F-1490
2 - PVC čep 373.054
2 - PVC cover cap 373.054
3 - brtva 318.015
3 - gasket 318.015
4 - profil okomice F-1569
4 - french balcony profile F-1569

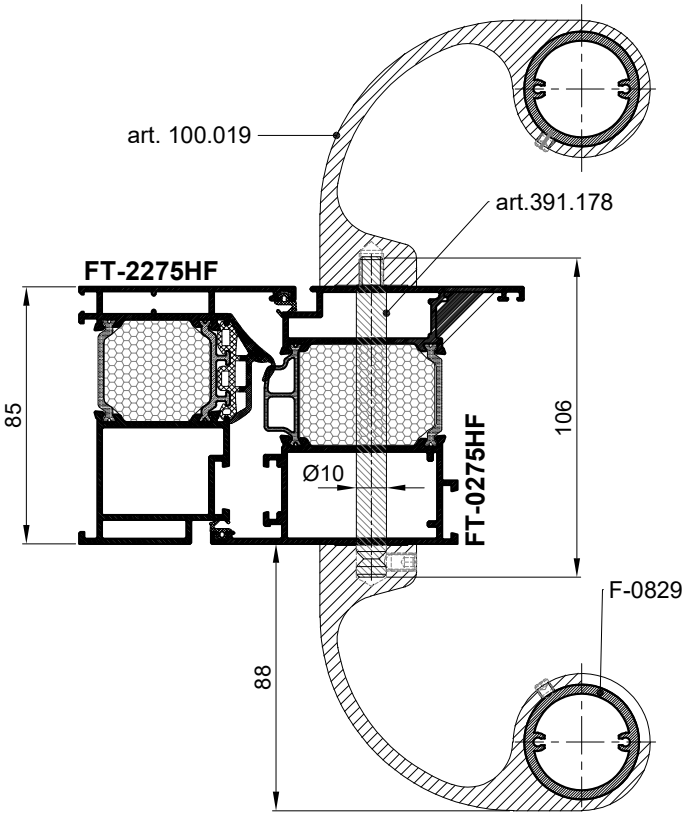
5 - 433.134 (6 komada)
5 - 433.134 (6 pieces)
6 - 433.048 (svakih 200 mm)
6 - 433.048 (every 200 mm)
7 - poklopna lajsna F-0826
7 - cover profile F-0826
8 - nosiva pločica lijeva 391.148
8 - glass support left 391.148

9 - nosiva pločica desna 391.149
9 - glass support right 391.149
10 - staklo 1010.4 Kaljeno lamistal
10 - glass 88.2 toughened laminated
11 - brtva 340.055
11 - gasket 340.055
12 - PVC distancer 100x30x4 mm*
12 - PVC packer 100x30x5 mm*

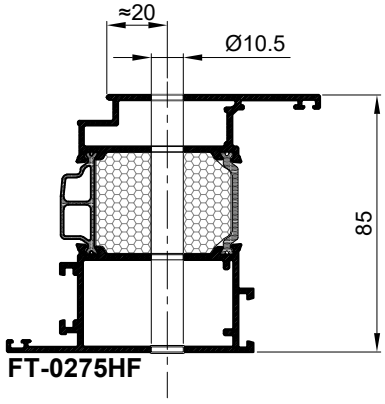
13 - 433.046 (za PVC čep)
13 - 433.046 (for PVC cover cap)
14 - PVC distancer 20x20x2 mm*
14 - PVC packer 20x20x2 mm*
15 - brtva 328.007
15 - gasket 328.007

*- ne prodaje FEAL
*- not sold by FEAL

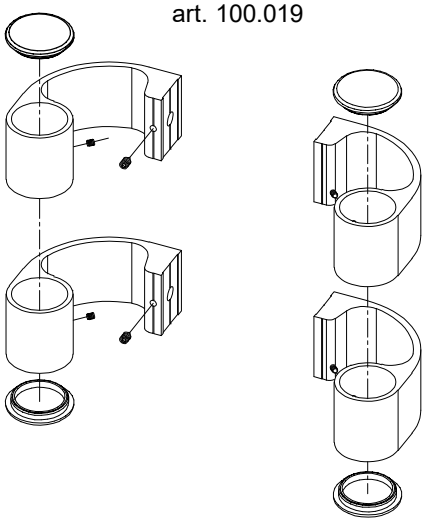




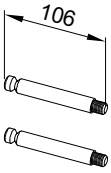
OBRADA PROFILA KRILA
SASH PROFILE PROCESSING



art. 100.019

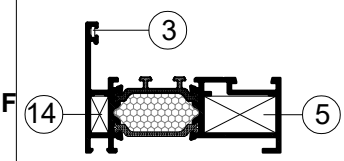


art. 391.178



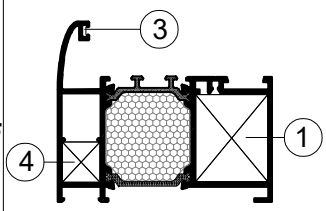
PRIKAZ KUTNIKA U PROFILIMA DISPLAY OF CORNER BRACKETS IN PROFILES

FT-2287HF



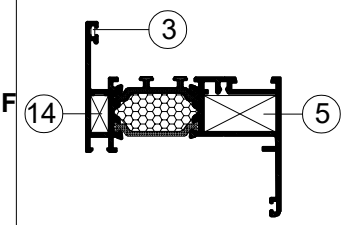
5	730.008
	710.450
	710.458
	731.001
14	710.503
3	730.002

FT-2224HF



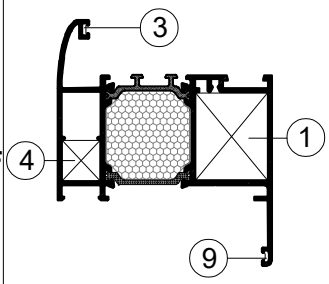
1	730.009
	710.059
	710.072
4	710.454
	710.459
3	730.002

FT-2298HF



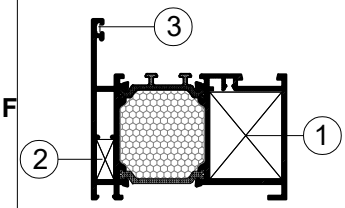
5	730.008
	710.450
	710.458
	731.001
14	710.503
3	730.002

FT-2229HF



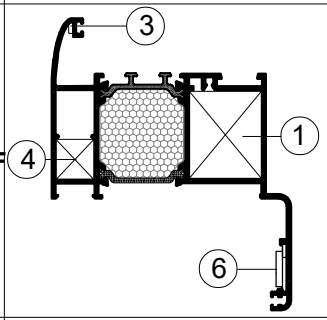
1	730.009
	710.059
	710.072
4	710.454
	710.459
3	730.002
9	730.001

FT-2201HF



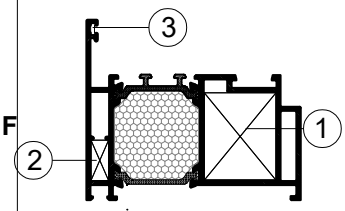
1	730.009
	710.059
	710.072
2	710.452
3	730.002

FT-2249HF



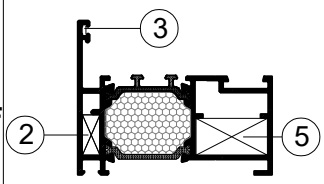
1	730.009
	710.059
	710.072
4	710.454
	710.459
3	730.002
6	731.010

FT-2274HF



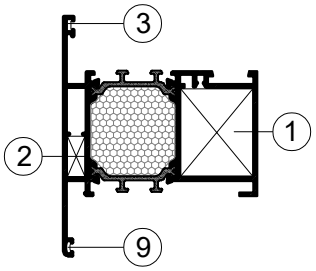
1	730.009
	710.059
	710.072
2	710.452
3	730.002

FT-2233HF



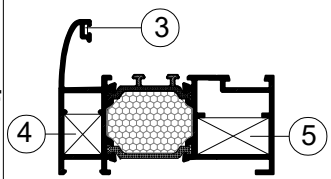
5	730.008
	710.450
	710.458
	731.001
2	710.452
3	730.002

FT-2214HF



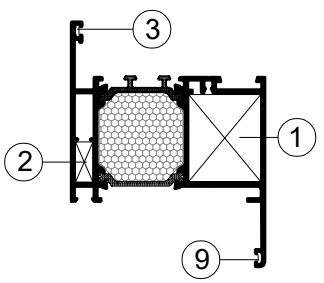
1	730.009
	710.059
	710.072
2	710.452
3	730.002
9	730.001

FT-2234HF



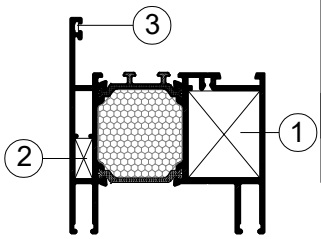
5	730.008
	710.450
	710.458
	731.001
4	710.454
	710.459
3	730.002

FT-2225HF



1	730.009
	710.059
	710.072
2	710.452
3	730.002
9	730.001

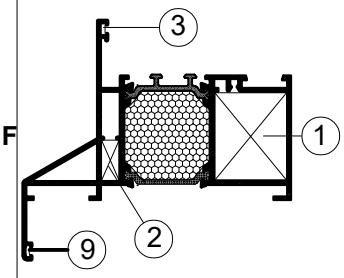
FT-2231HF



1	730.009
	710.059
	710.072
2	710.452
3	730.002

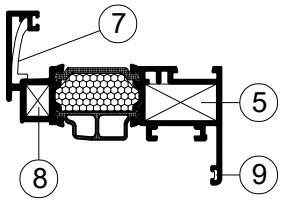
PRIKAZ KUTNIKA U PROFILIMA DISPLAY OF CORNER BRACKETS IN PROFILES

FT-2232HF



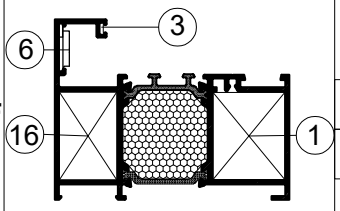
1	730.009
	710.059
	710.072
2	710.452
3	730.002
9	730.001

FT-0221HF



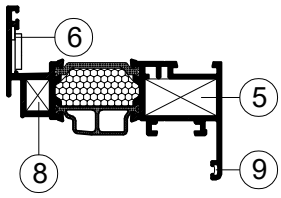
5	730.008
	710.450
	710.458
	731.001
8	710.443
7	730.005
9	730.001

FT-2268HF



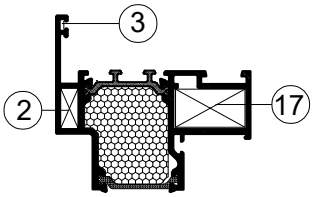
1	730.009
	710.059
	710.072
3	730.002
6	731.010
16	710.211
	710.637

FT-0295HF



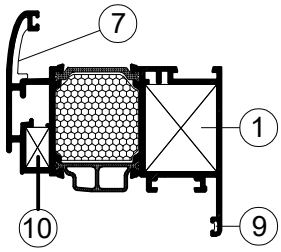
5	730.008
	710.450
	710.458
	731.001
8	710.443
9	730.001
6	731.010

FT-2261HF



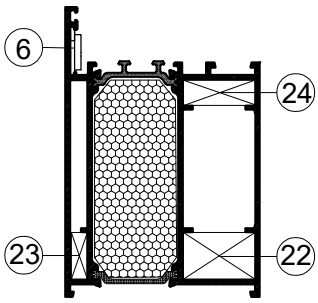
17	710.469
2	710.452
3	730.002

FT-0204HF



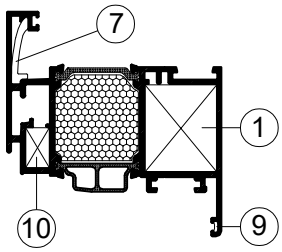
1	730.009
	710.059
	710.072
10	710.453
7	730.005
9	730.001

FT-2297HF



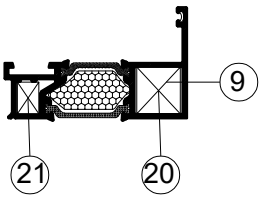
6	731.010
22	710.514
	710.638
23	710.515
24	710.516

FT-0230HF



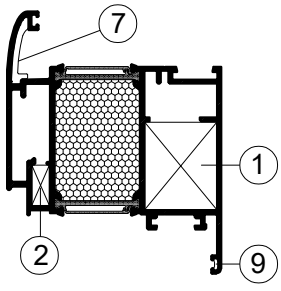
1	730.009
	710.059
	710.072
10	710.453
7	730.005
9	730.001

FT-0293HF



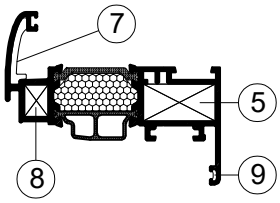
20	710.436
21	725.104
9	730.001

FT-0218HF



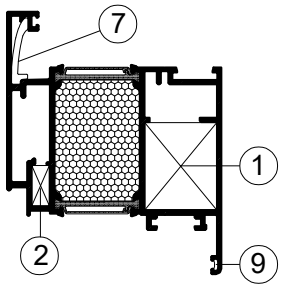
1	710.059
	710.072
2	710.452
7	730.005
9	730.001

FT-0203HF



5	730.008
	710.450
	710.458
	731.001
8	710.443
7	730.005
9	730.001

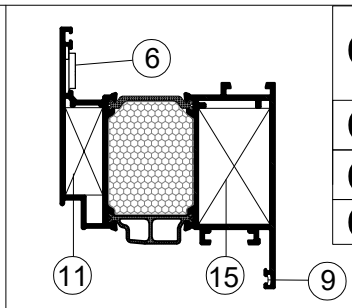
FT-0247HF



1	710.059
	710.072
2	710.452
7	730.005
9	730.001

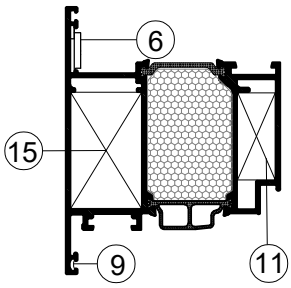
PRIKAZ KUTNIKA U PROFILIMA DISPLAY OF CORNER BRACKETS IN PROFILES

FT-0275HF



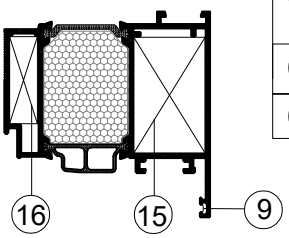
15	710.062
	710.133
11	710.172
6	731.010
9	730.001

FT-0279HF



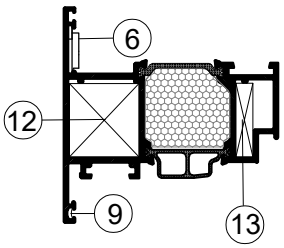
15	710.062
	710.133
11	710.172
6	731.010
9	730.001

FT-0291HF



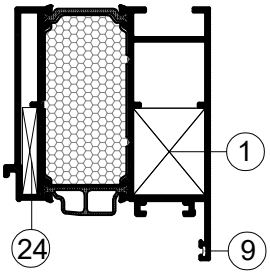
15	710.062
	710.133
16	710.425
9	730.001

FT-0283HF



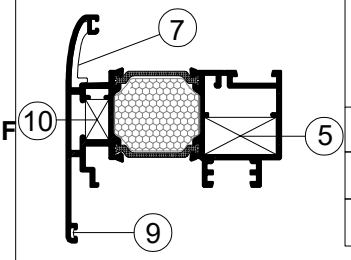
12	710.215
	710.640
13	710.216
6	731.010
9	730.001

FT-1626HF



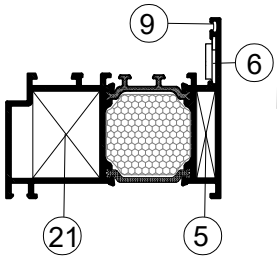
1	730.009
	710.059
	710.072
9	730.001
24	710.579

FT-0210HF



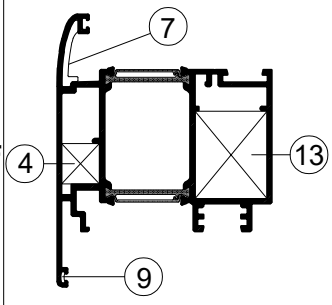
5	730.008
	710.450
	710.458
10	710.453
7	730.005
9	730.001

FT-2278HF



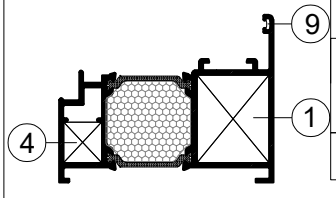
21	710.214
	710.639
5	710.189
6	731.010
9	730.001

FT-0219HF



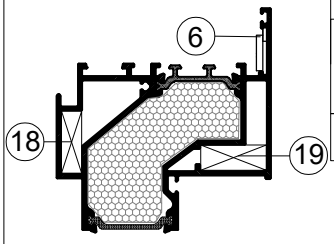
13	710.059
	710.099
4	710.454
	710.459
7	730.005
9	730.001

FT-0220HF



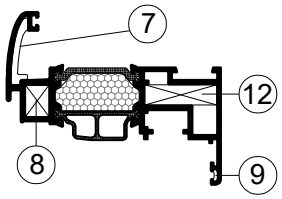
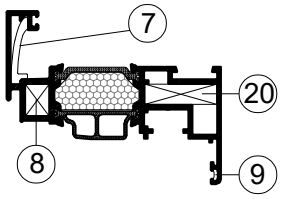
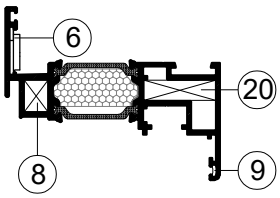
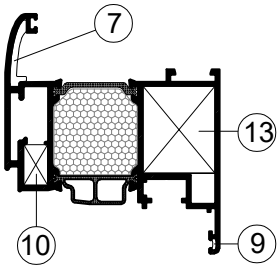
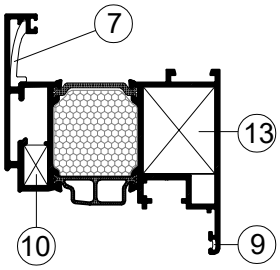
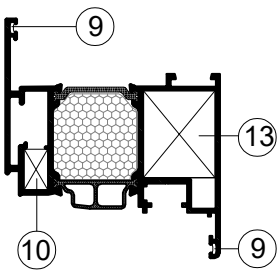
1	710.059
	710.072
4	710.454
	710.459
9	730.001

FT-2290HF

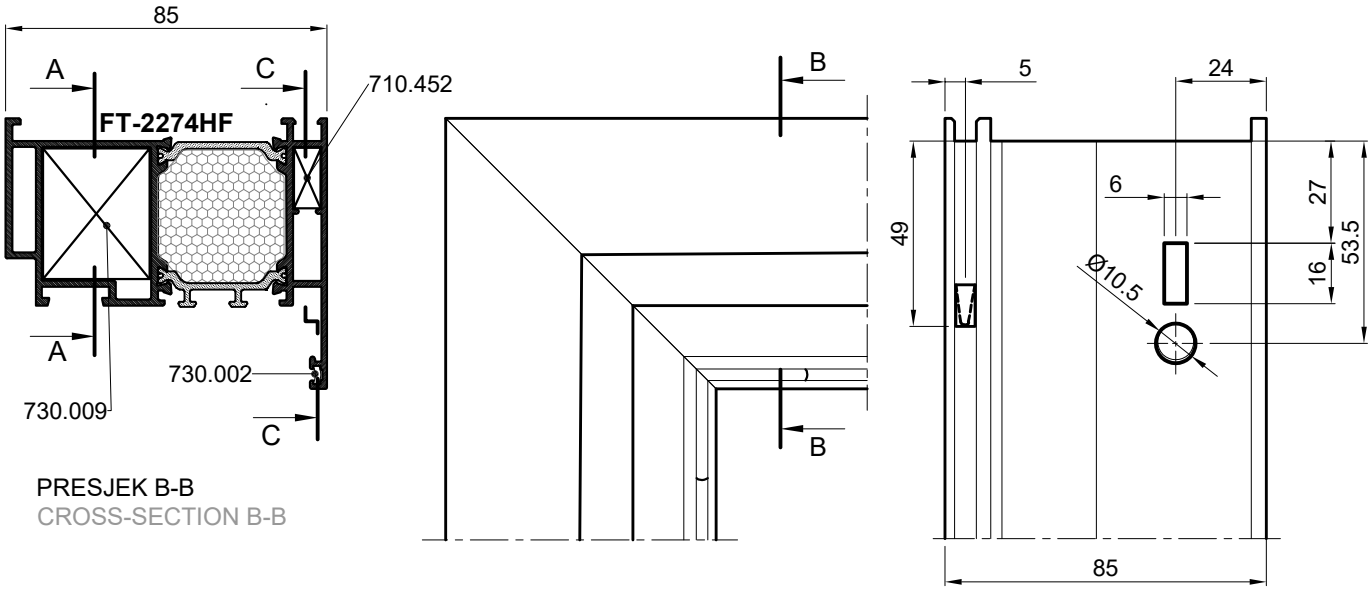


18	725.705
19	725.711
	725.712
6	731.010

PRIKAZ KUTNIKA U PROFILIMA DISPLAY OF CORNER BRACKETS IN PROFILES

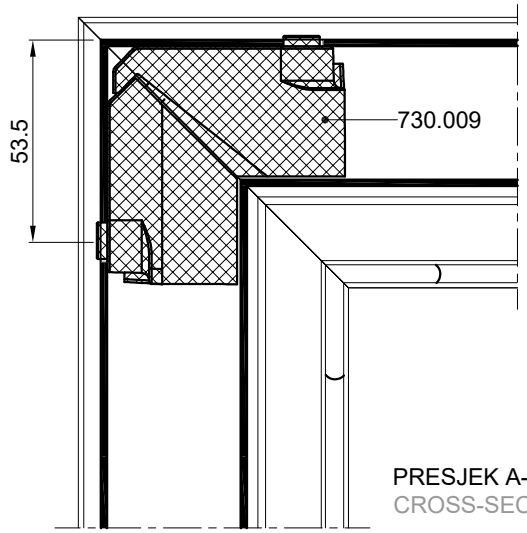
FT-0236HF		12 710.461 8 710.443 7 730.005 9 730.001		
FT-0239HF		20 710.461 8 710.443 7 730.005 9 730.001		
FT-0296HF		20 710.461 8 710.443 9 730.001 6 731.010		
FT-0244HF		13 710.059 710.099 10 710.453 7 730.005 9 730.001		
FT-0246HF		13 710.059 710.099 10 710.453 7 730.005 9 730.001		
FT-1610HF		13 710.059 710.099 10 710.453 9 730.001		

SPAJANJE PROFILA **FT-2274HF** KUTNICIMA 730.009, 710.452
PROFILE CONNECTION **FT-2274HF** WITH CORNER BRACKETS 730.009, 710.452



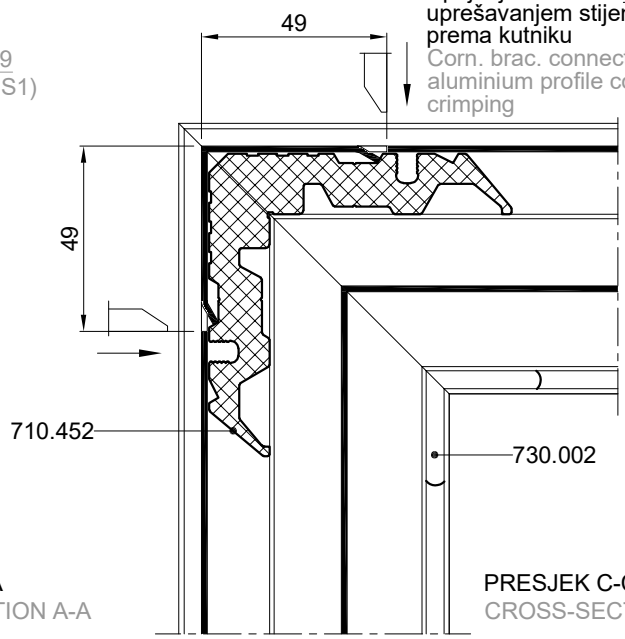
PRESJEK B-B
CROSS-SECTION B-B

Spajanje kutnikom 730.009 s predobradom štancanja -(štanca S1)
Conection with corner bracket 730.009 with punching preprocessing -(punch S1)

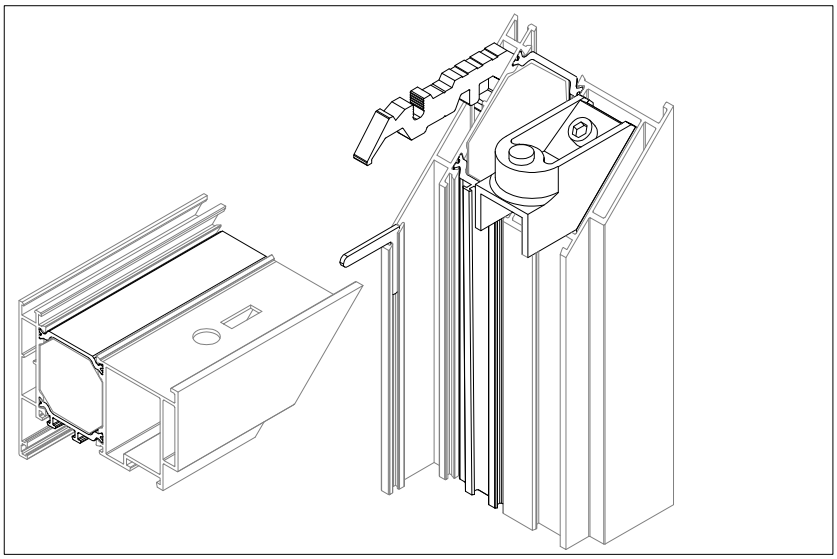


PRESJEK A-A
CROSS-SECTION A-A

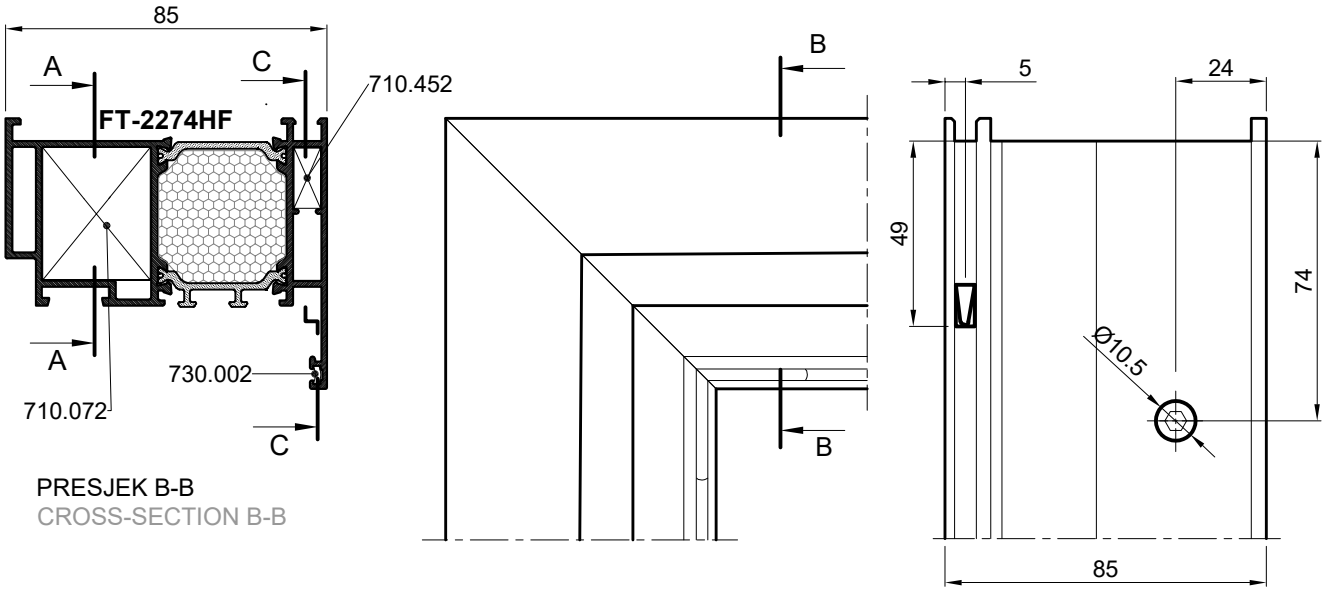
Spajanje kutnikom 710.452 upresavanjem stijenke profila prema kutniku
Corn. brac. connection 710.452 aluminium profile corner crimping



PRESJEK C-C
CROSS-SECTION C-C

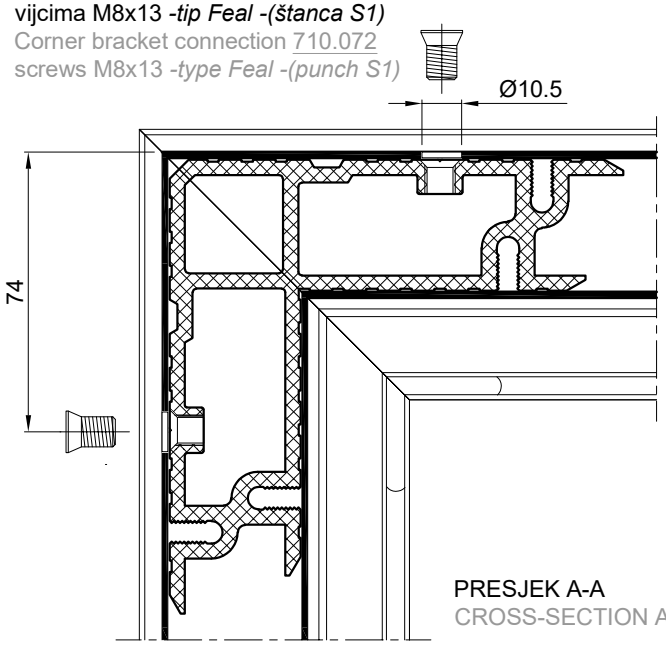


SPAJANJE PROFILA **FT-2274HF** KUTNICIMA 710.072, 710.452
CONNECTION OF PROFILE **FT-2274HF** WITH CORNER BRACKETS 710.072, 710.452



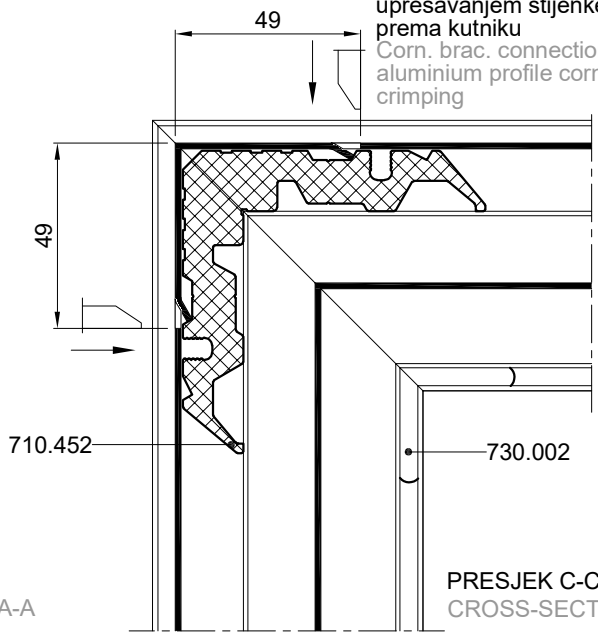
PRESJEK B-B
CROSS-SECTION B-B

Spajanje kutnikom 710.072
vijcima M8x13 *-tip Feal -(štanca S1)*
Corner bracket connection 710.072
screws M8x13 *-type Feal -(punch S1)*

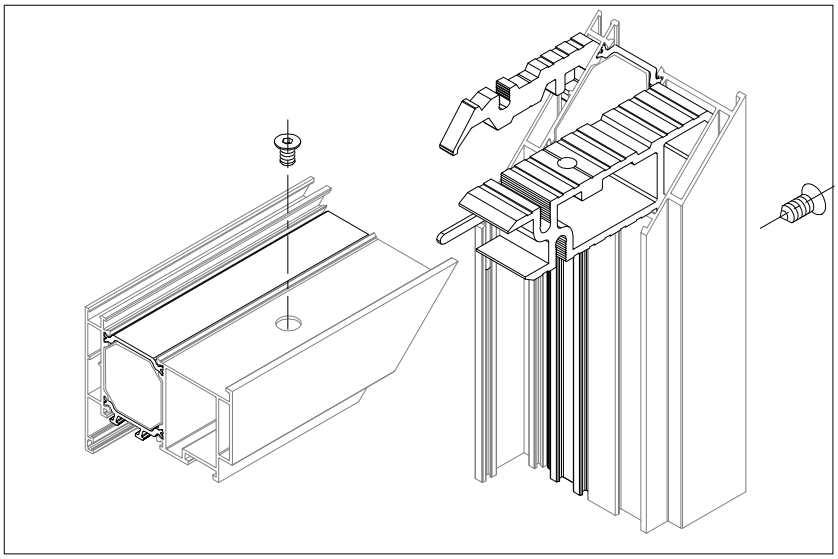


PRESJEK A-A
CROSS-SECTION A-A

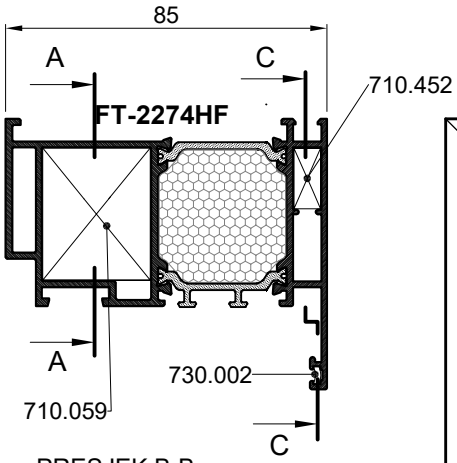
Spajanje kutnikom 710.452
uprešavanjem stijenke profila prema kutniku
Corn. brac. connection 710.452
aluminium profile corner crimping



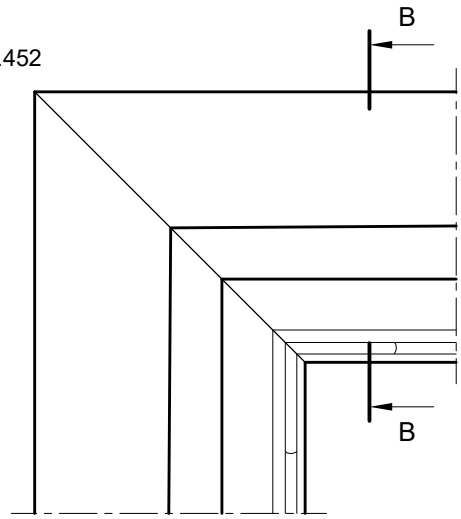
PRESJEK C-C
CROSS-SECTION C-C

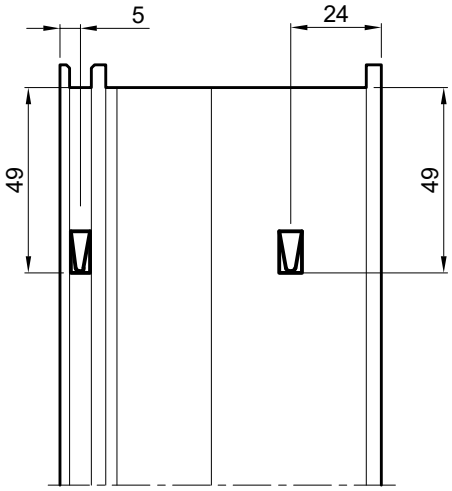


SPAJANJE PROFIL**A FT-2274HF** KUTNICIMA 710.059, 710.452
CONNECTION OF PROFILE **FT-2274HF** WIHT PROFILE 710.059, 710.452

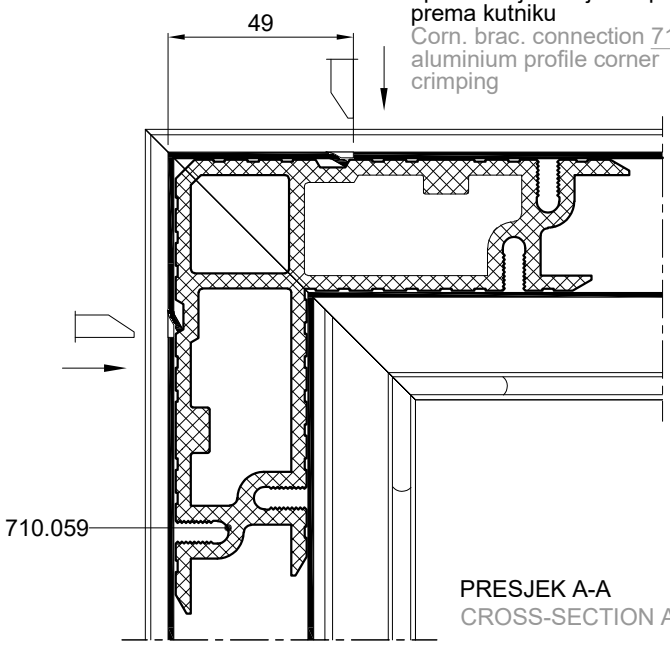


PRESJEK B-B
CROSS-SECTION B-B



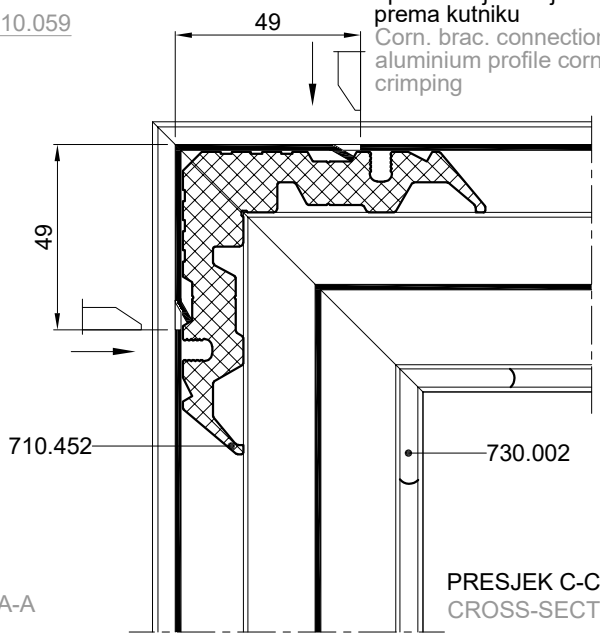


Spajanje kutnikom 710.059 uprešavanjem stijenke profila prema kutniku
Corn. brac. connection 710.059 aluminium profile corner crimping

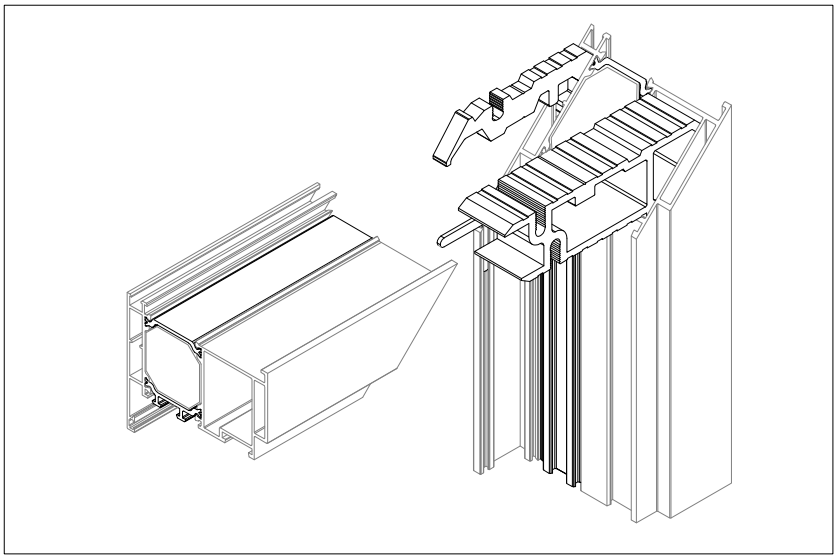


PRESJEK A-A
CROSS-SECTION A-A

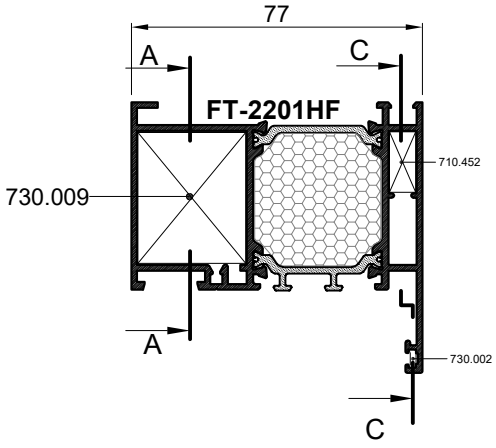
Spajanje kutnikom 710.452 uprešavanjem stijenke profila prema kutniku
Corn. brac. connection 710.452 aluminium profile corner crimping

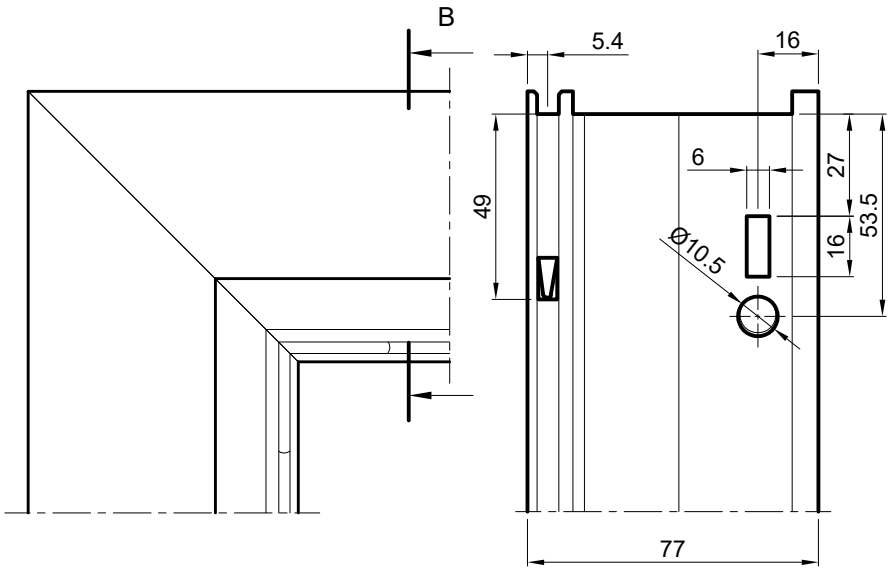


PRESJEK C-C
CROSS-SECTION C-C



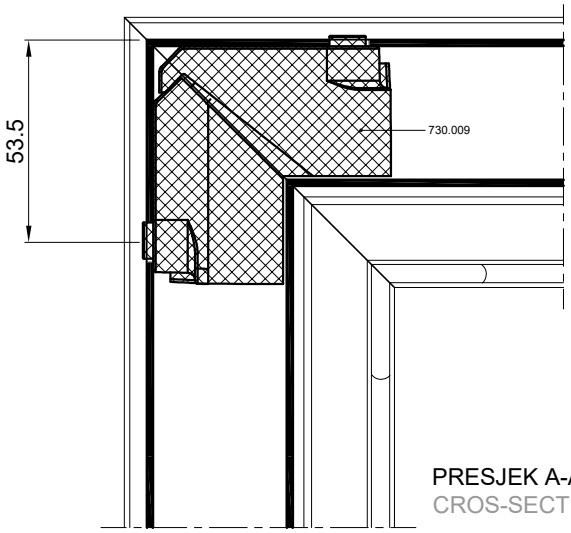
SPAJANJE PROFILA FT-2201HF; KUTNICIMA; 730.009, 710.452
CONNECTION OF PROFILE FT-2201HF; WITH CORNER BRACKETS; 730.009, 710.452





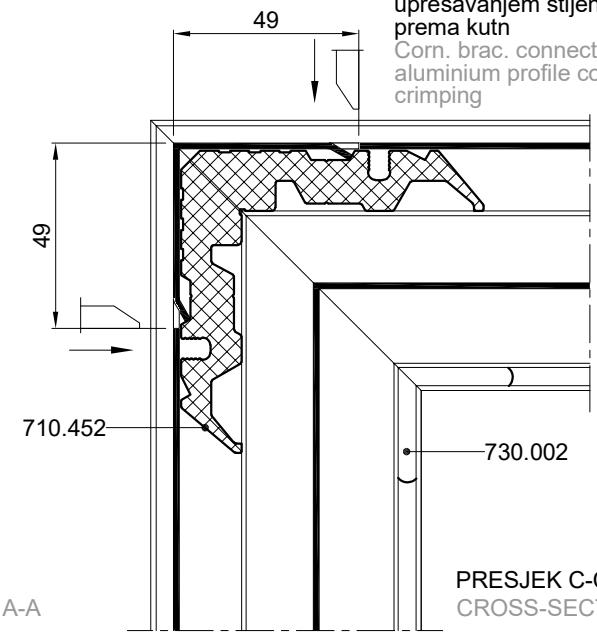
PRESJEK B-B
CROS-SECTION B-B

Spajanje kutnikom 730.009 s predobradom štancanja - (štanca S1)
Conection with corner bracket 730.009 with punching preprocessing - (punch S1)



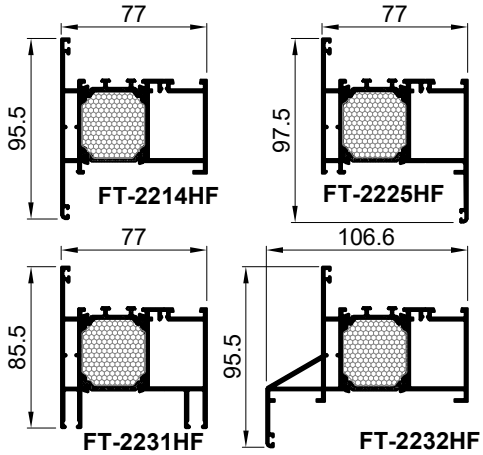
PRESJEK A-A
CROS-SECTION A-A

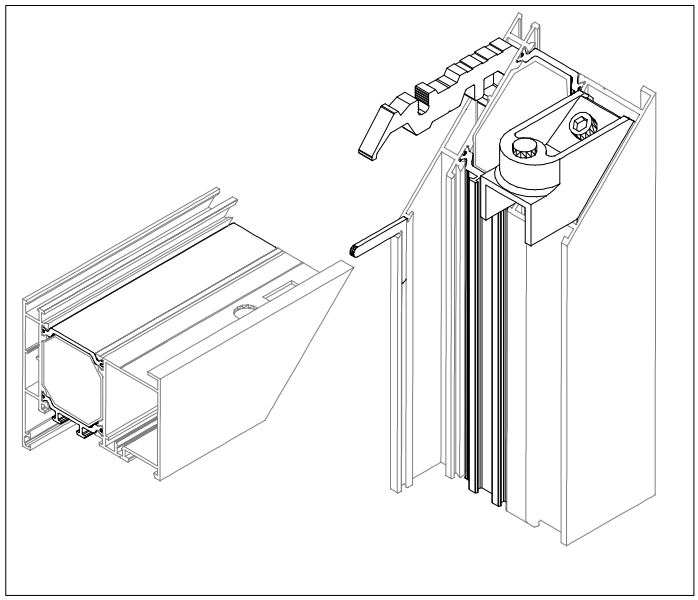
Spajanje kutnikom 710.452 upreševanjem stijenke profila prema kutn
Corn. brac. connection 710.452 aluminium profile corner crimping



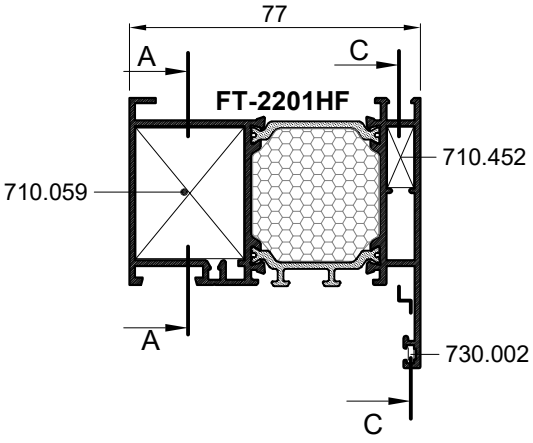
PRESJEK C-C
CROSS-SECTION C-C

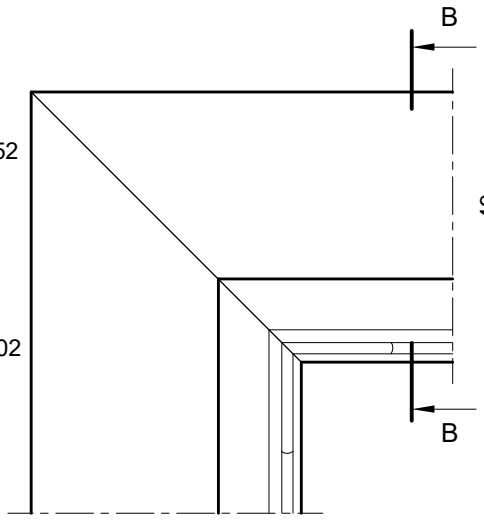
OVAJ RASPORED I NAČIN SPAJANJA KUTNICIMA PRIMJENJIV JE I NA PROFILE RAMA: **FT-2214HF, FT-2225HF, FT-2231HF, i FT2232HF**
THIS ARRANGEMENT AND BIDING METHOD WITH CORNER BRACKETS IS ALSO APPLICABLE FOR FRAME PROFILES **FT-2214HF, FT-2225HF, FT-2231HF,** AND **FT2232HF**



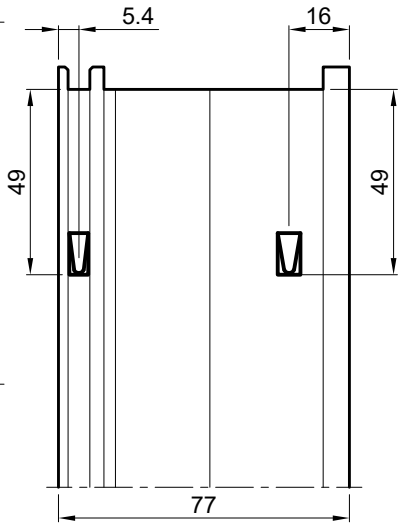


SPAJANJE PROFILA FT-2201HF; KUTNICIMA; 710.059, 710.452
CONNECTION OF PROFILE FT-2201HF; WITH CORNER BRACKETS; 710.059, 710.452

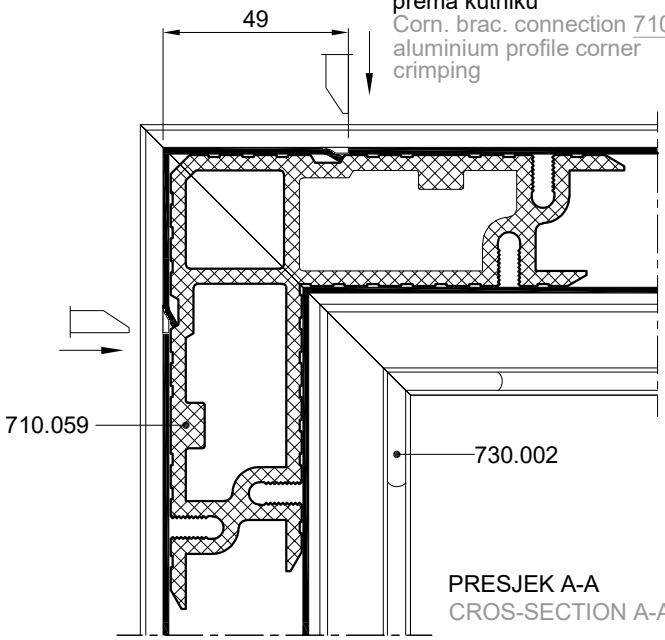




PRESJEK B-B
CROS-SECTION B-B

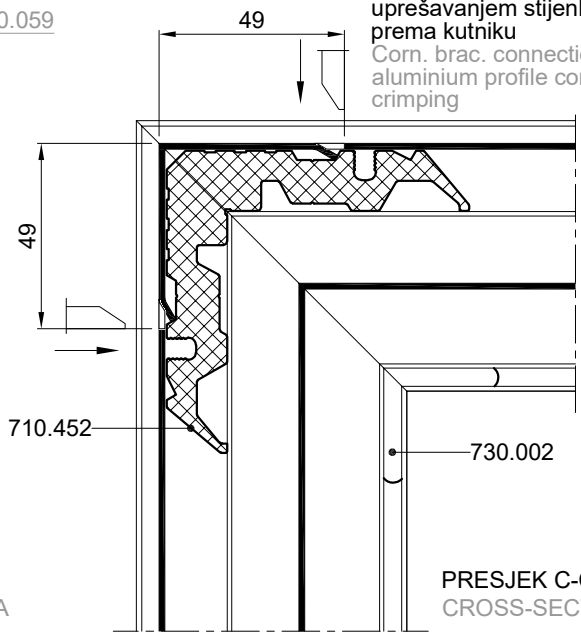


Spajanje kutnikom 710.059 uprešavanjem stijenke profila prema kutniku
Corn. brac. connection 710.059 aluminium profile corner crimping



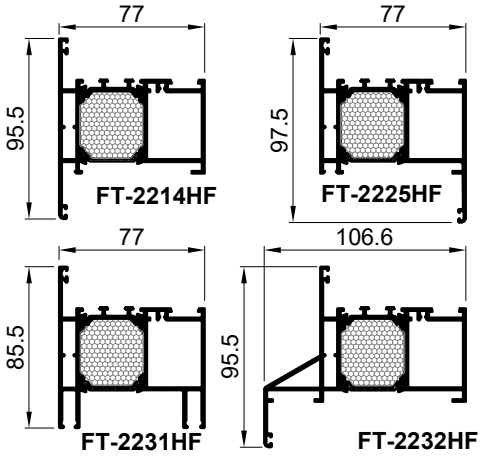
PRESJEK A-A
CROS-SECTION A-A

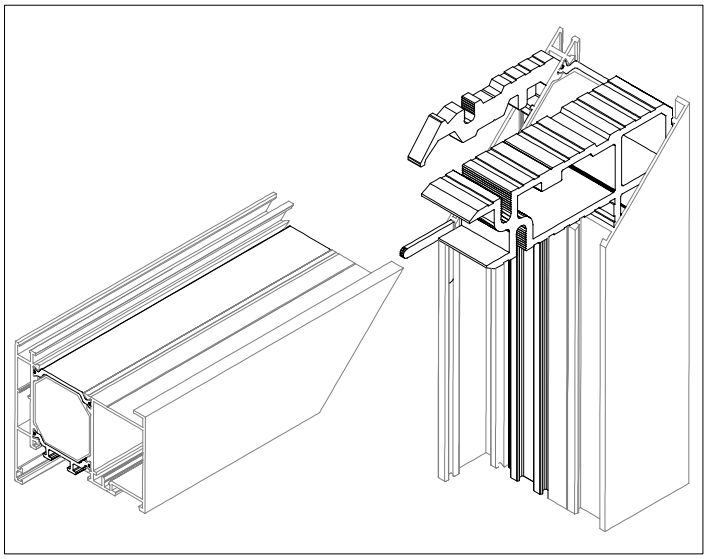
Spajanje kutnikom 710.452 uprešavanjem stijenke profila prema kutniku
Corn. brac. connection 710.452 aluminium profile corner crimping



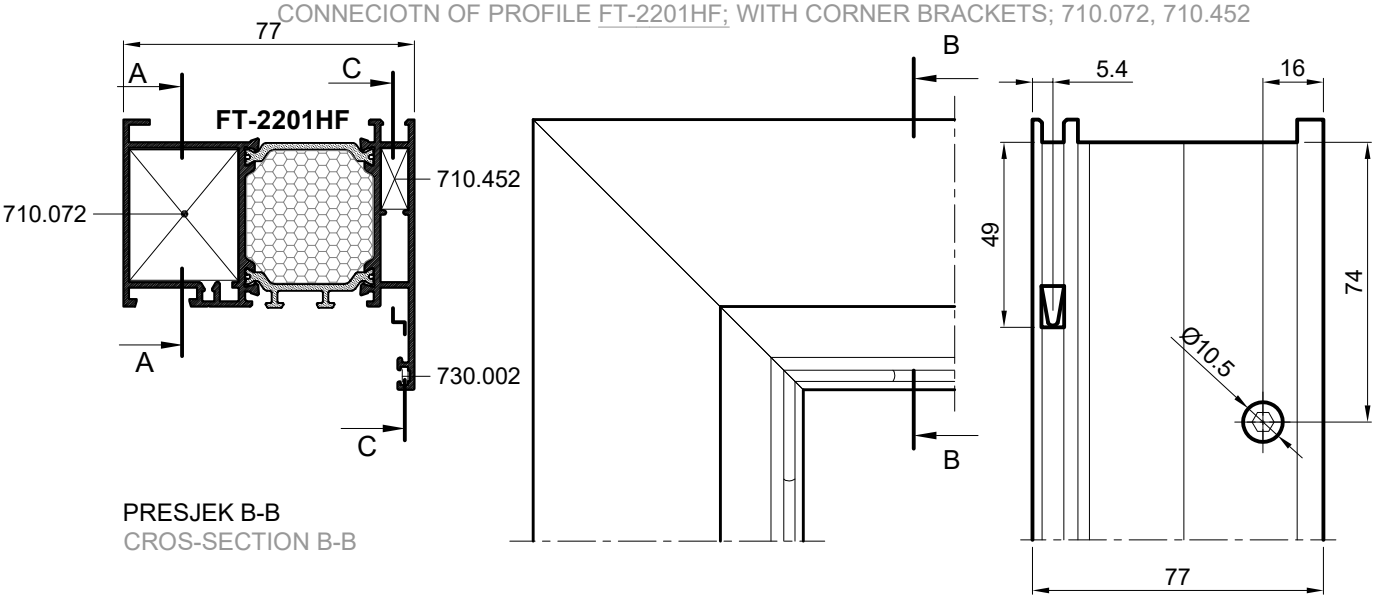
PRESJEK C-C
CROSS-SECTION C-C

OVAJ RASPORED I NAČIN SPAJANJA KUTNICIMA PRIMJENJIV JE I NA PROFILE RAMA: **FT-2214HF, FT-2225HF, FT-2231HF, i FT-2232HF**
THIS ARRANGEMENT AND BIDING METHOD WITH CORNER BRACKETS IS ALSO APPLICABLE FOR FRAME PROFILES **FT-2214HF**, **FT-2225HF**, **FT-2231HF**, AND **FT-2232HF**





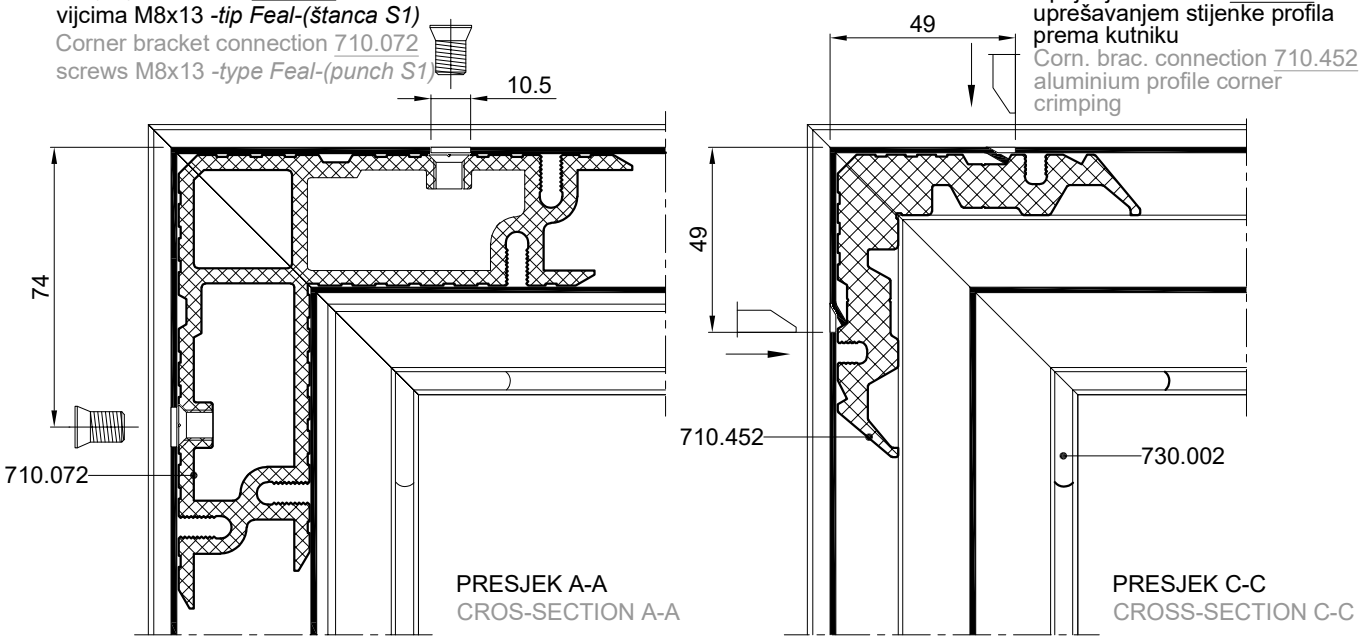
SPAJANJE PROFILA FT-2201HF; KUTNICIMA; 710.072, 710.452
CONNECIOTN OF PROFILE FT-2201HF; WITH CORNER BRACKETS; 710.072, 710.452



PRESJEK B-B
CROS-SECTION B-B

Spajanje kutnikom 710.072
vijcima M8x13 *-tip Feal-(štanca S1)*
Corner bracket connection 710.072
screws M8x13 *-type Feal-(punch S1)*

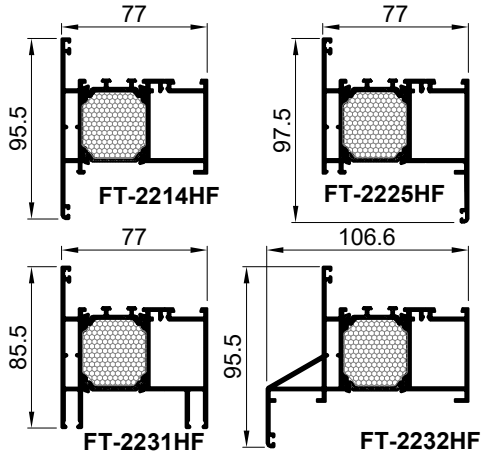
Spajanje kutnikom 710.452
upresavanjem stijenke profila
prema kutniku
Corn. brac. connection 710.452
aluminium profile corner
crimping

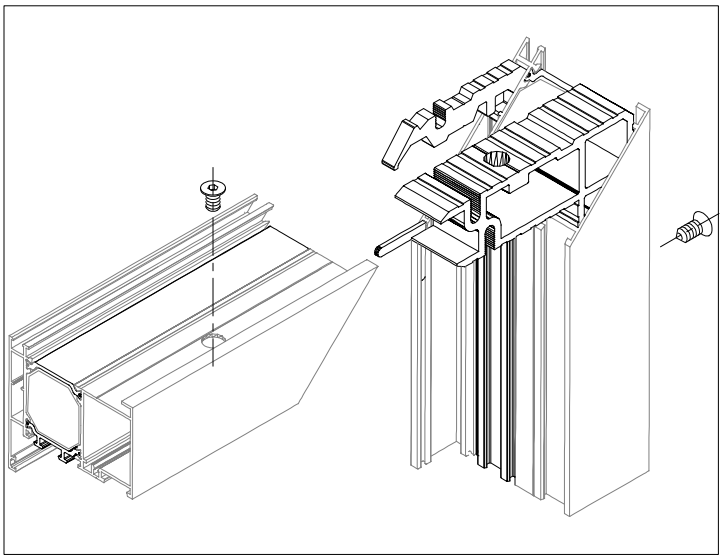


PRESJEK A-A
CROS-SECTION A-A

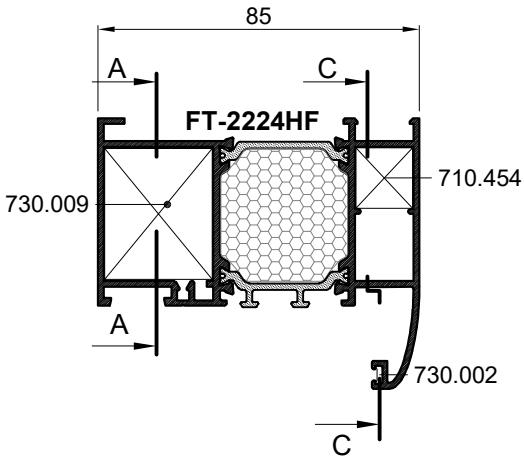
PRESJEK C-C
CROSS-SECTION C-C

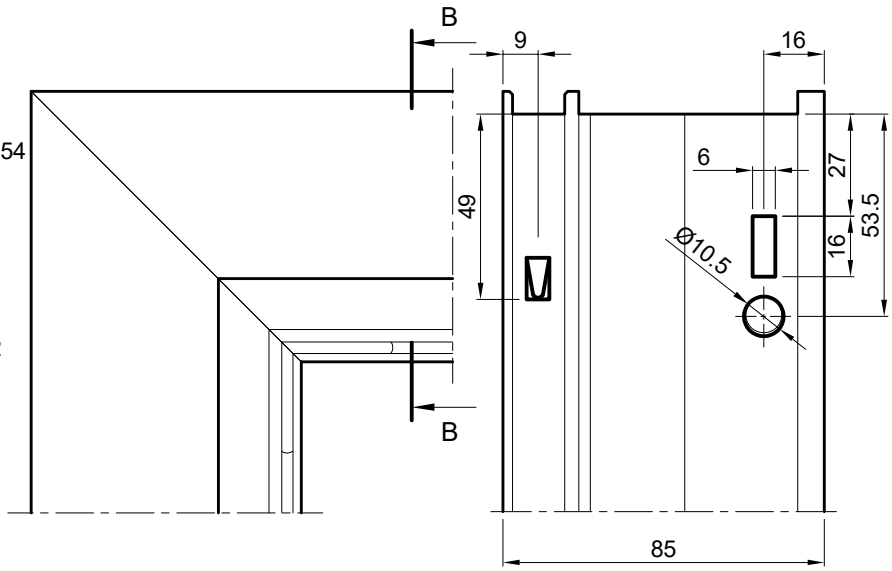
OVAJ RASPORED I NAČIN SPAJANJA KUTNICIMA PRIMJENJIV JE I NA PROFILE RAMA: **FT-2214HF, FT-2225HF, FT-2231HF, i FT-2232HF**
THIS ARRANGEMENT AND BIDING METHOD WITH CORNER BRACKETS IS ALSO APPLICABLE FOR FRAME PROFILES **FT-2214HF, FT-2225HF, FT-2231HF** AND **FT-2232HF**





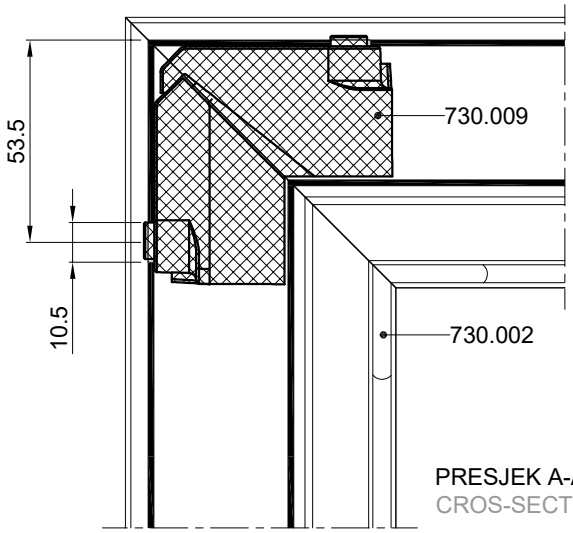
SPAJANJE PROFILA FT-2224HF KUTNICIMA; 730.009, 710.454
CONNECTION OF PROFILE FT-2224HF WITH CORNER BRACKETS; 730.009, 710.454





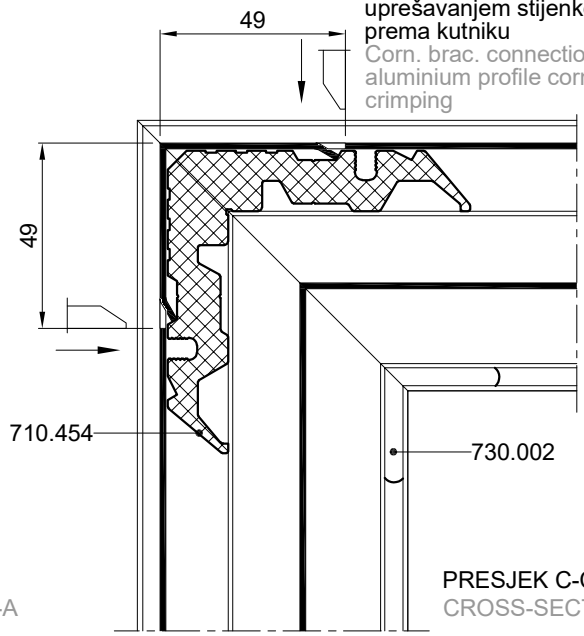
PRESJEK B-B
CROS-SECTION B-B

Spajanje kutnikom 730.009 s predobradom štancanja-(štanca S1)
Connectin with corner bracket 730.009 with punching preprocessing-(punch S1)



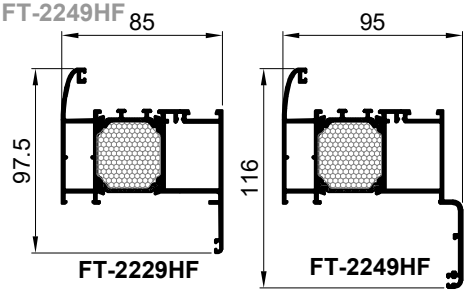
PRESJEK A-A
CROS-SECTION A-A

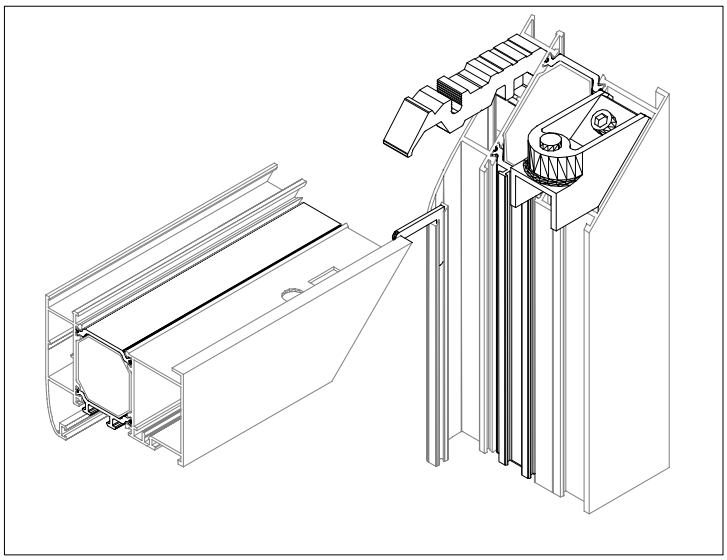
Spajanje kutnikom 710.454 upresavanjem stijenke profila prema kutniku
Corn. brac. connection 710.454 aluminium profile corner crimping



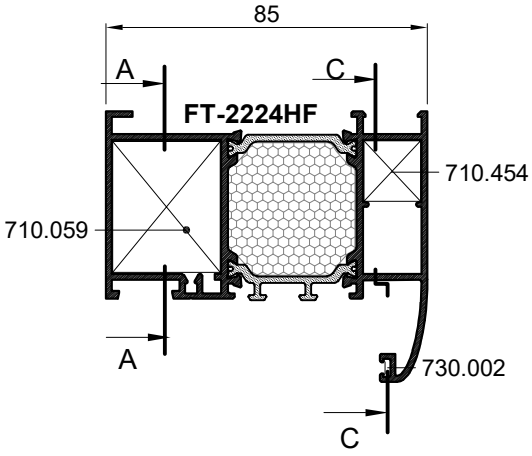
PRESJEK C-C
CROSS-SECTION C-C

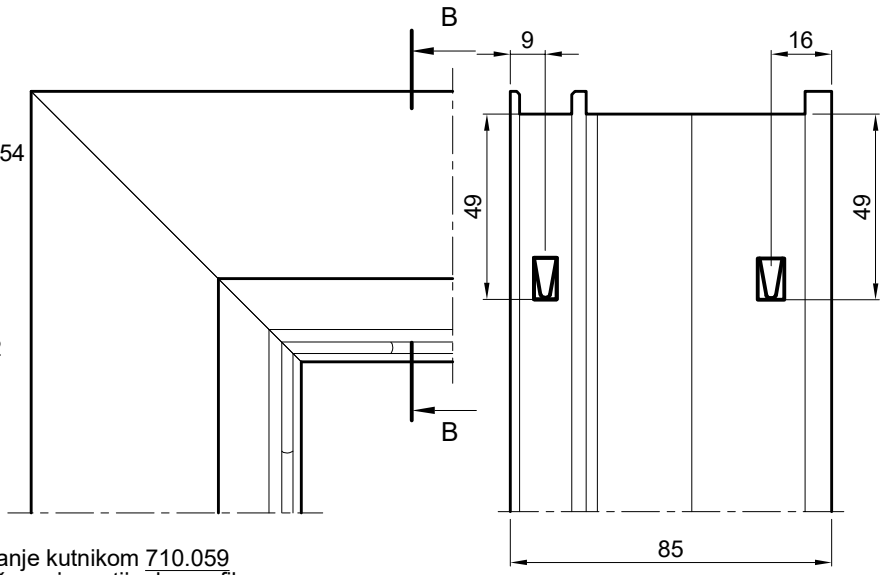
OVAJ RASPORED I NAČIN SPAJANJA KUTNICIMA PRIMJENJIV JE I NA PROFILE RAMA FT-**2229HF** i **FT-2249HF**
THIS ARRANGEMENT AND BIDING METHOD WITH CORNER BRACKETS IS ALSO APPLICABLE FOR FRAME PROFILE **FT-2229HF** AND **FT-2249HF**





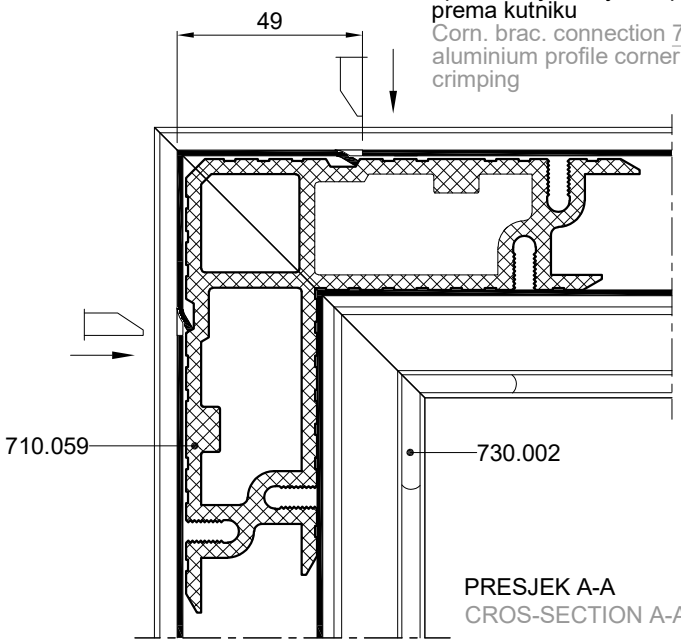
SPAJANJE PROFILA FT-2224HF KUTNICIMA; 710.059, 710.454
CONNECTION OF PROFILE FT-2224HF WITH CORNER BRACKETS; 710.059, 710.454





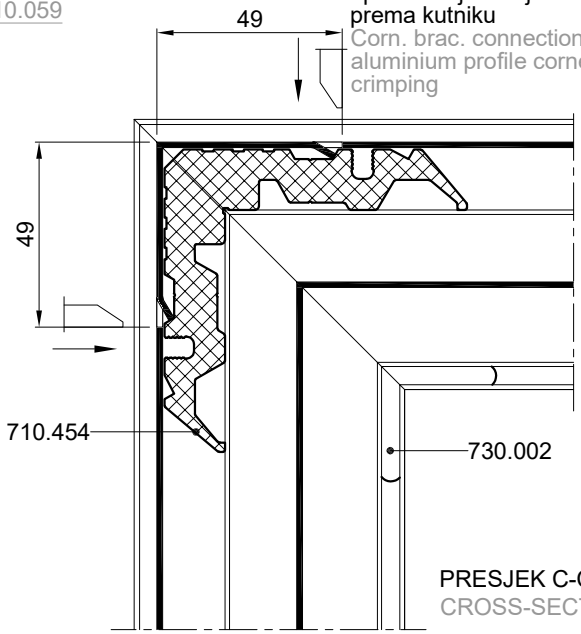
PRESJEK B-B
CROS-SECTION B-B

Spajanje kutnikom 710.059 uprešavanjem stijenke profila prema kutniku
Corn. brac. connection 710.059 aluminium profile corner crimping



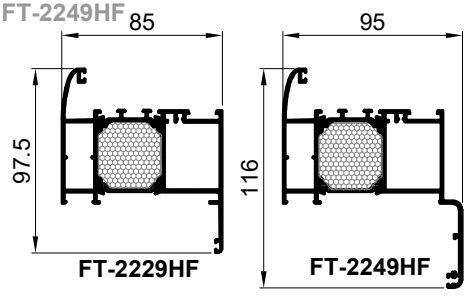
PRESJEK A-A
CROS-SECTION A-A

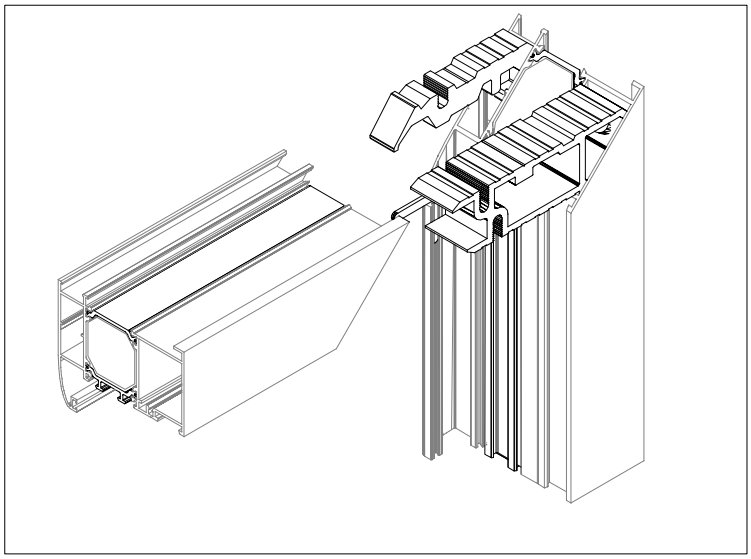
Spajanje kutnikom 710.454 uprešavanjem stijenke profila prema kutniku
Corn. brac. connection 710.454 aluminium profile corner crimping



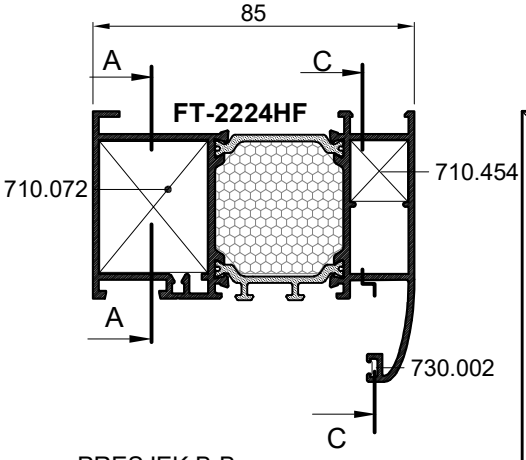
PRESJEK C-C
CROSS-SECTION C-C

OVAJ RASPORED I NAČIN SPAJANJA KUTNICIMA PRIMJENJIV JE I NA PROFILE RAMA FT-**2229HF** i **FT-2249HF**
THIS ARRANGEMENT AND BIDING METHOD WITH CORNER BRACKETS IS ALSO APPLICABLE FOR FRAME PROFILE **FT-2229HF** AND **FT-2249HF**

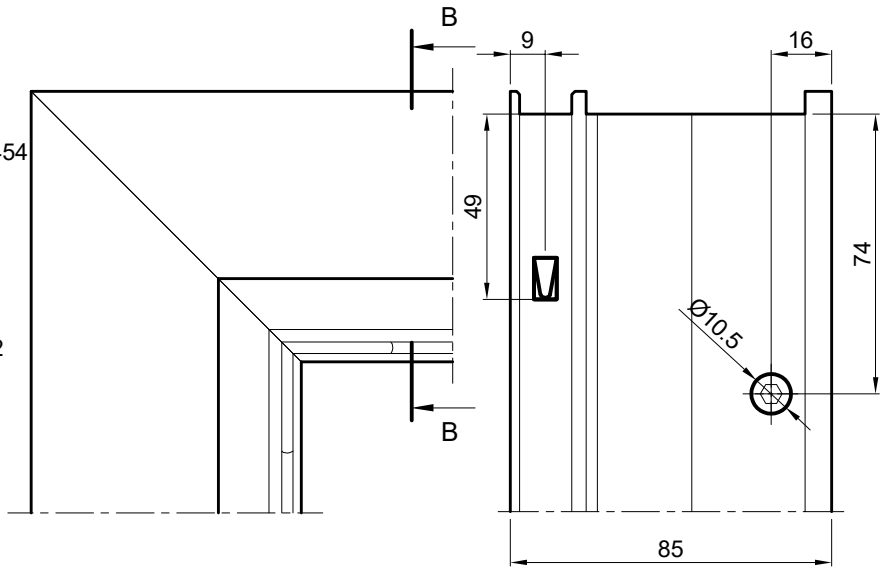




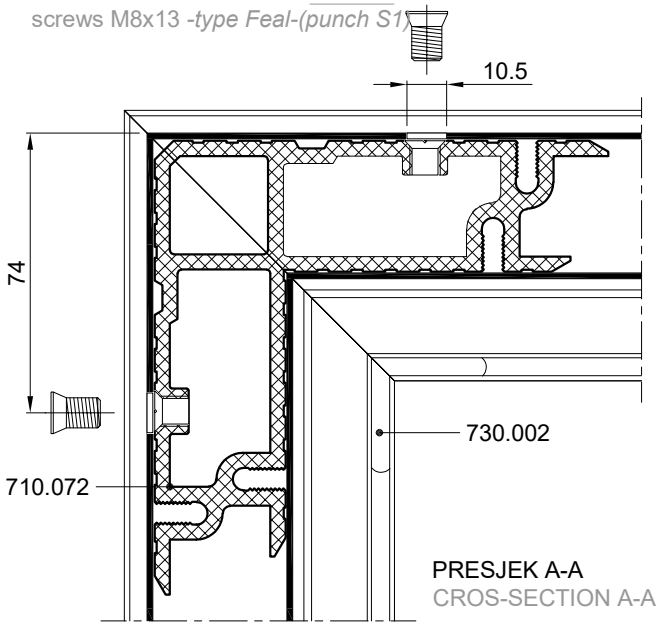
SPAJANJE PROFILA FT-2224HF KUTNICIMA; 710.072, 710.454
CONNECTION OF PROFILE FT-2224HF WITH CORNER BRACKETS; 710.072, 710.454



PRESJEK B-B
CROS-SECTION B-B

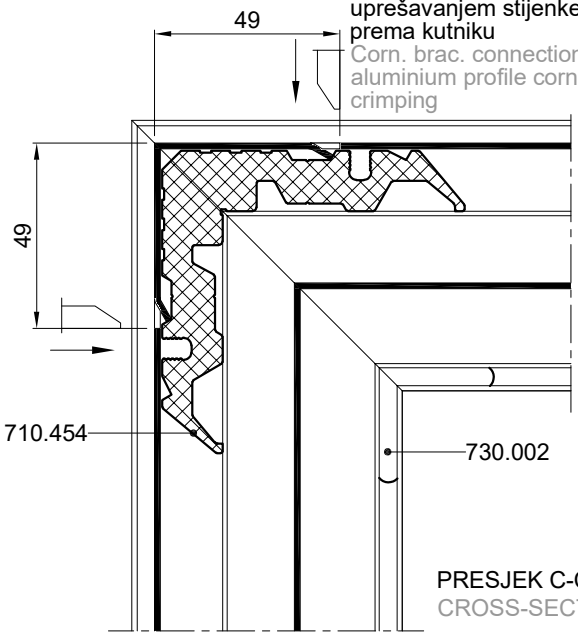


Spajanje kutnikom 710.072
vijcima M8x13 *-tip Feal-(štanca S1)*
Corner bracket connection 710.072
screws M8x13 *-type Feal-(punch S1)*



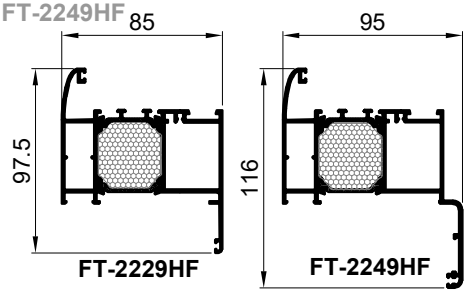
PRESJEK A-A
CROS-SECTION A-A

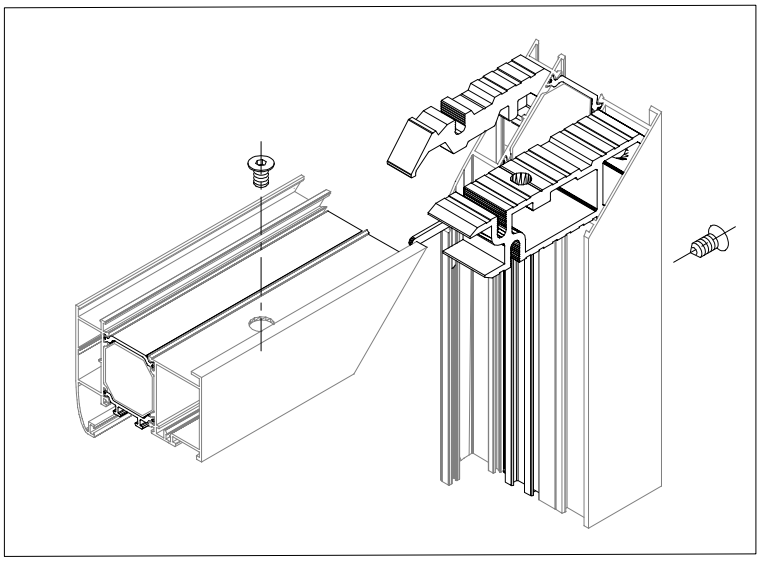
Spajanje kutnikom 710.454
uprešavanjem stijenke profila
prema kutniku
Corn. brac. connection 710.454
aluminium profile corner
crimping



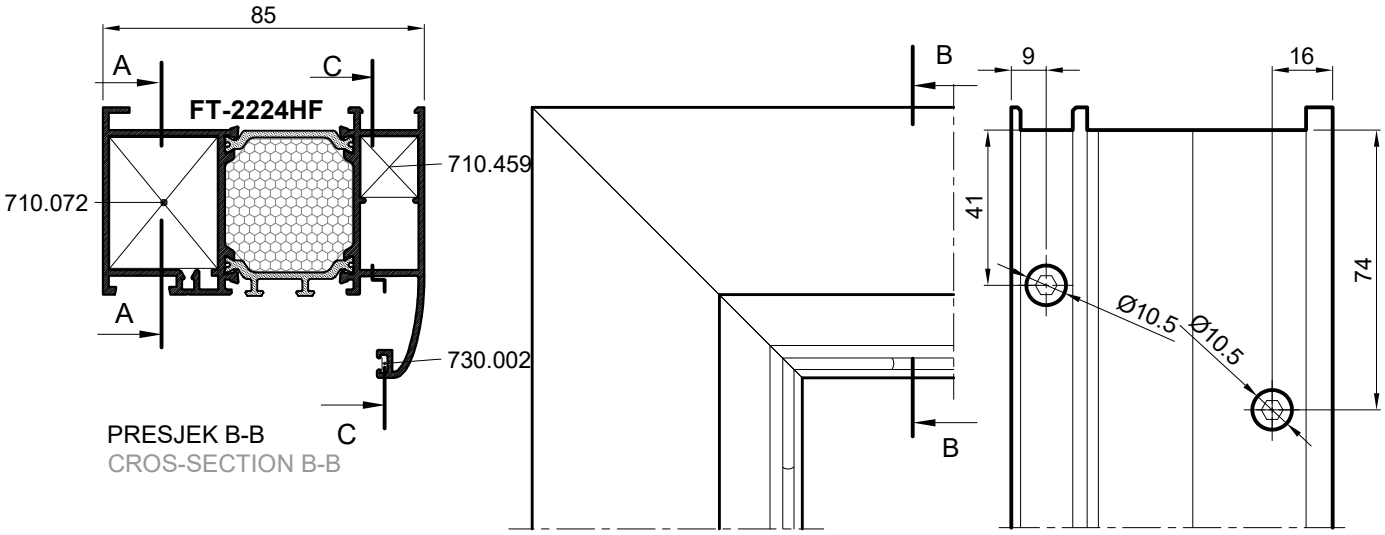
PRESJEK C-C
CROSS-SECTION C-C

OVAJ RASPORED I NAČIN SPAJANJA
KUTNICIMA PRIMJENJIV JE I NA PROFILE RAMA
FT-**2229HF** i **FT-2249HF**
THIS ARRANGEMENT AND BIDING METHOD
WITH CORNER BRACKETS IS ALSO APPLICABLE
FOR FRAME PROFILE **FT-2229HF** AND
FT-2249HF

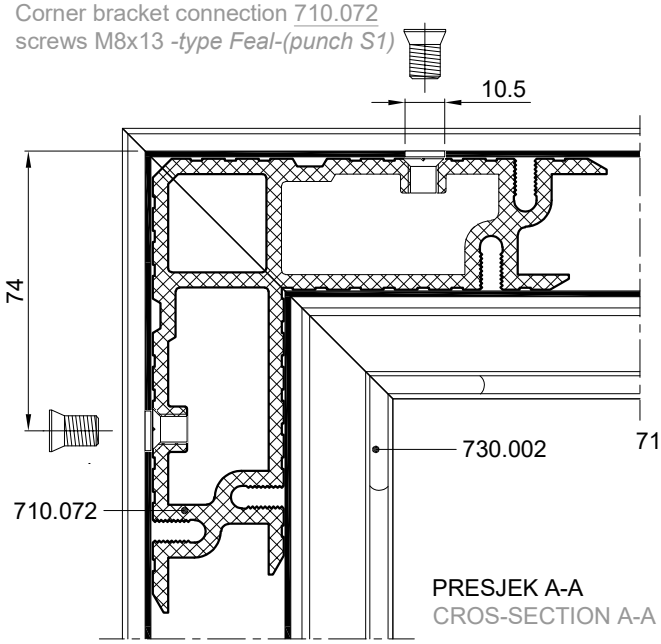




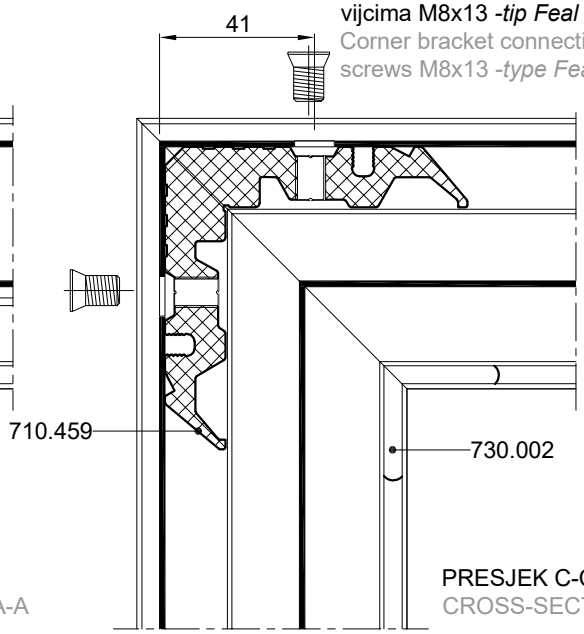
SPAJANJE PROFILA FT-2224HF KUTNICIMA; 710.072, 710.459
CONNECTION OF PROFILE FT-2224HF WITH CORNER BRACKETS; 710.072, 710.459



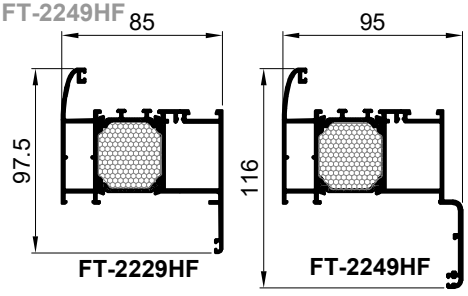
Spajanje kutnikom 710.072
vijcima M8x13 *-tip Feal-(štanca S1)*
Corner bracket connection 710.072
screws M8x13 *-type Feal-(punch S1)*

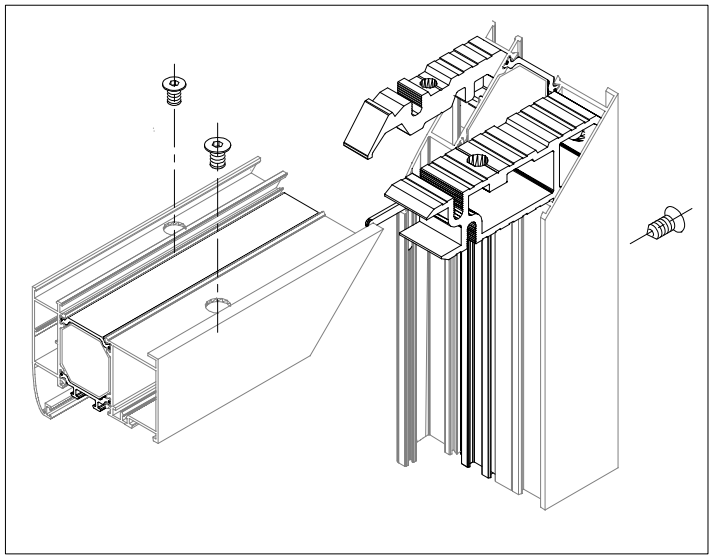


Spajanje kutnikom 710.459
vijcima M8x13 *-tip Feal*
Corner bracket connection 710.459
screws M8x13 *-type Feal*

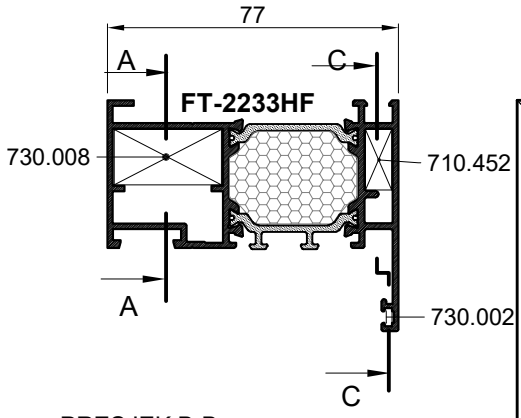


OVAJ RASPORED I NAČIN SPAJANJA KUTNICIMA PRIMJENJIV JE I NA PROFILE RAMA FT-**2229HF** i **FT-2249HF**
THIS ARRANGEMENT AND BIDING METHOD WITH CORNER BRACKETS IS ALSO APPLICABLE FOR FRAME PROFILE **FT-2229HF** AND **FT-2249HF**

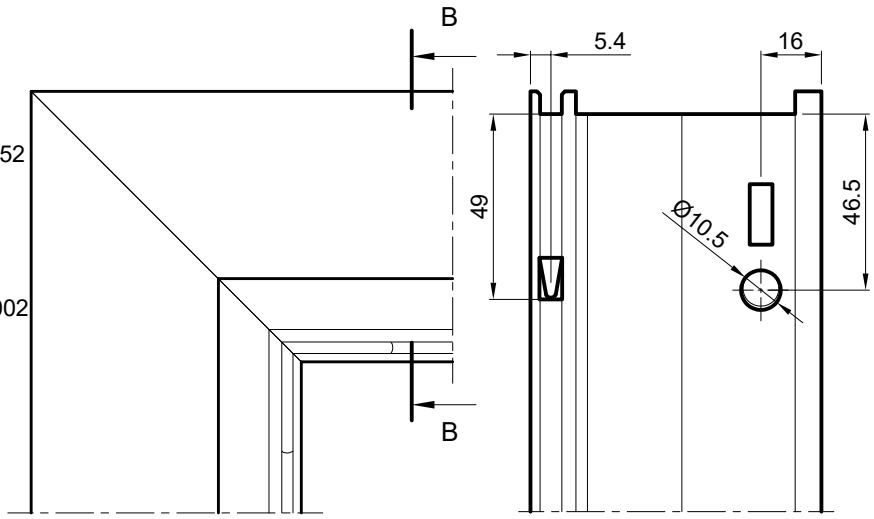




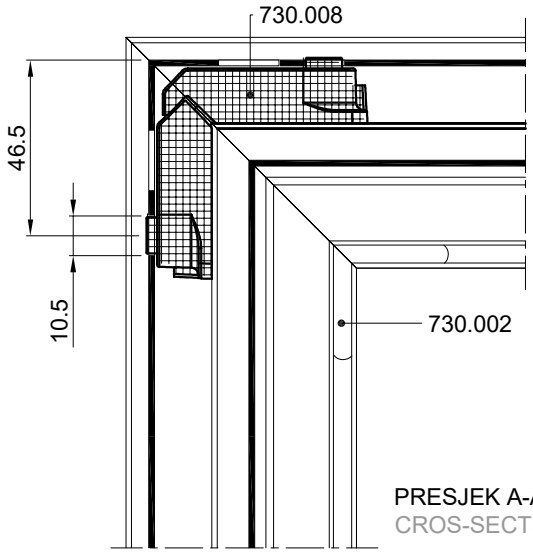
SPAJANJE PROFILA FT-2233HF KUTNICIMA; 730.008, 710.452
CONNECTION OF PROFILE FT-2233HF WITH CORNER BRACKETS; 730.008, 710.452



PRESJEK B-B
CROS-SECTION B-B

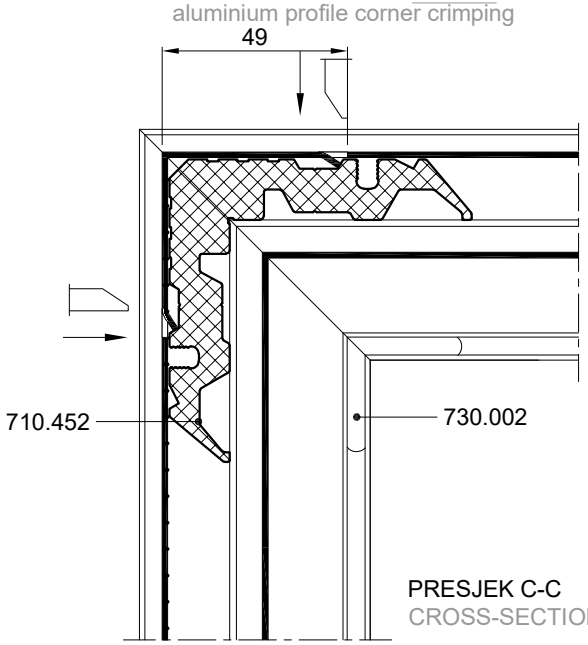


Spajanje kutnikom 730.008 s
predobradom štancanja-(štanca S)
Connectin with corner bracket 730.008
with punching preprocessing-(punch S1)

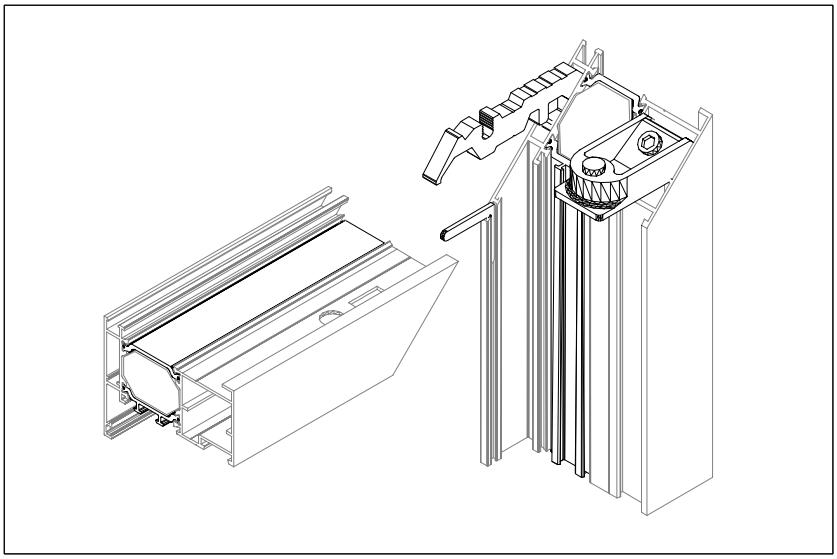


PRESJEK A-A
CROS-SECTION A-A

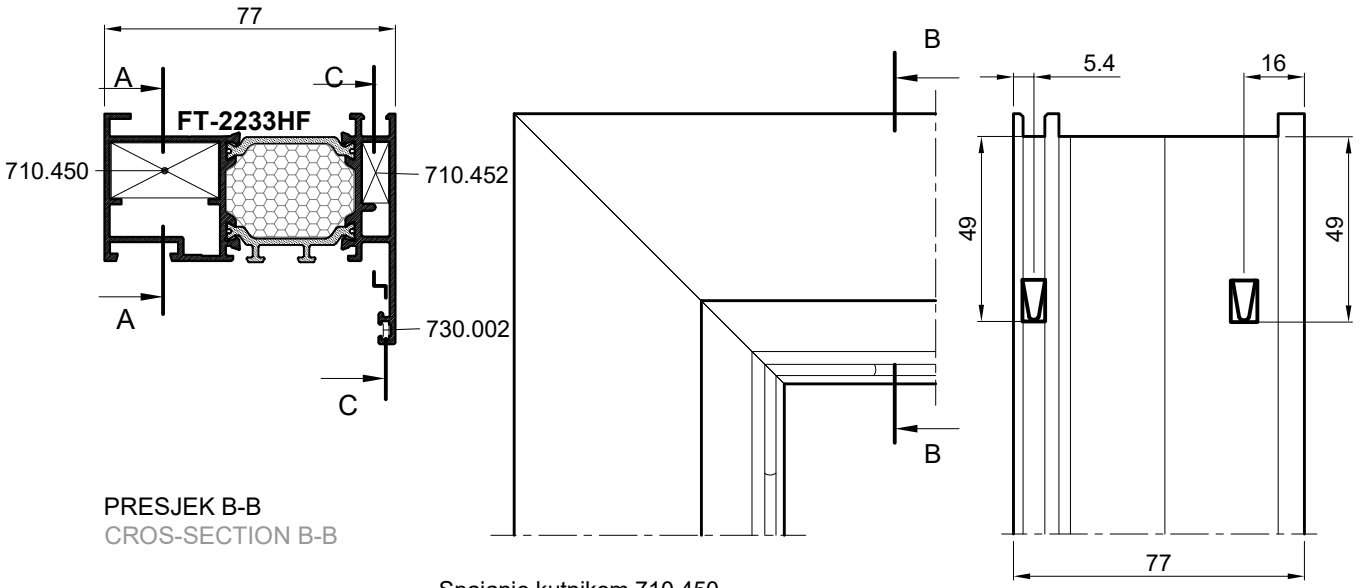
Spajanje kutnikom 710.452
uprešavanjem stijenke profila prema kutniku
Corn. brac. connection 710.452
aluminium profile corner crimping



PRESJEK C-C
CROSS-SECTION C-C

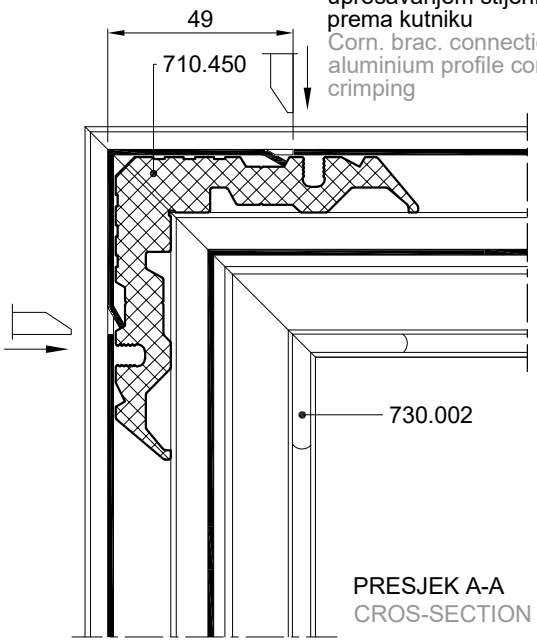


SPAJANJE PROFILA FT-2233HF KUTNICIMA; 710.450, 710.452
CONECTION OF PROFILE FT-2233HF WITH CORNER BRACKETS; 710.450, 710.452



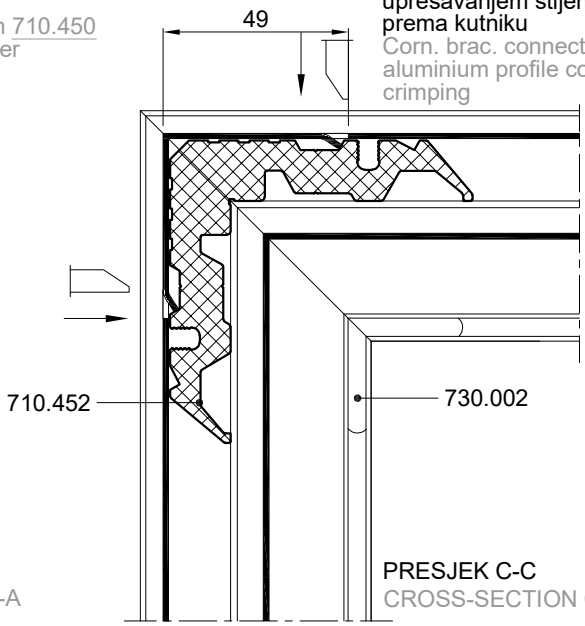
PRESJEK B-B
CROS-SECTION B-B

Spajanje kutnikom 710.450 uprešavanjem stijenke profila prema kutniku
Corn. brac. connection 710.450 aluminium profile corner crimping

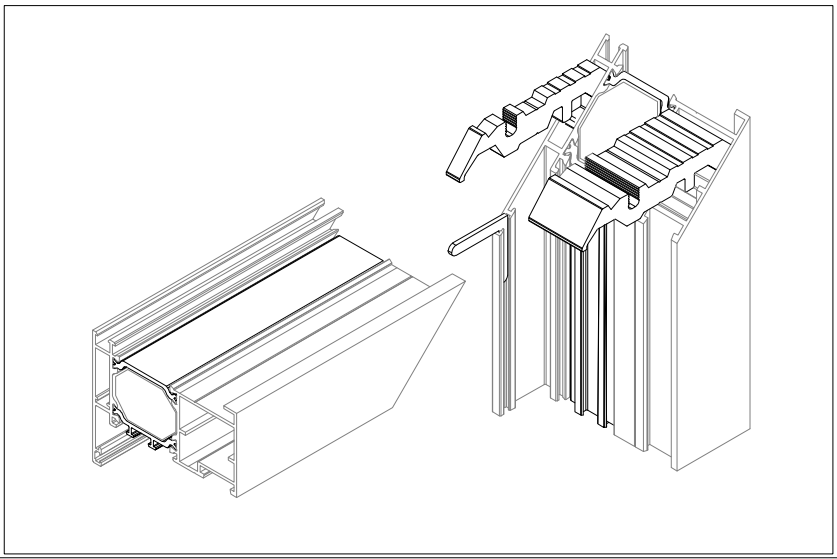


PRESJEK A-A
CROS-SECTION A-A

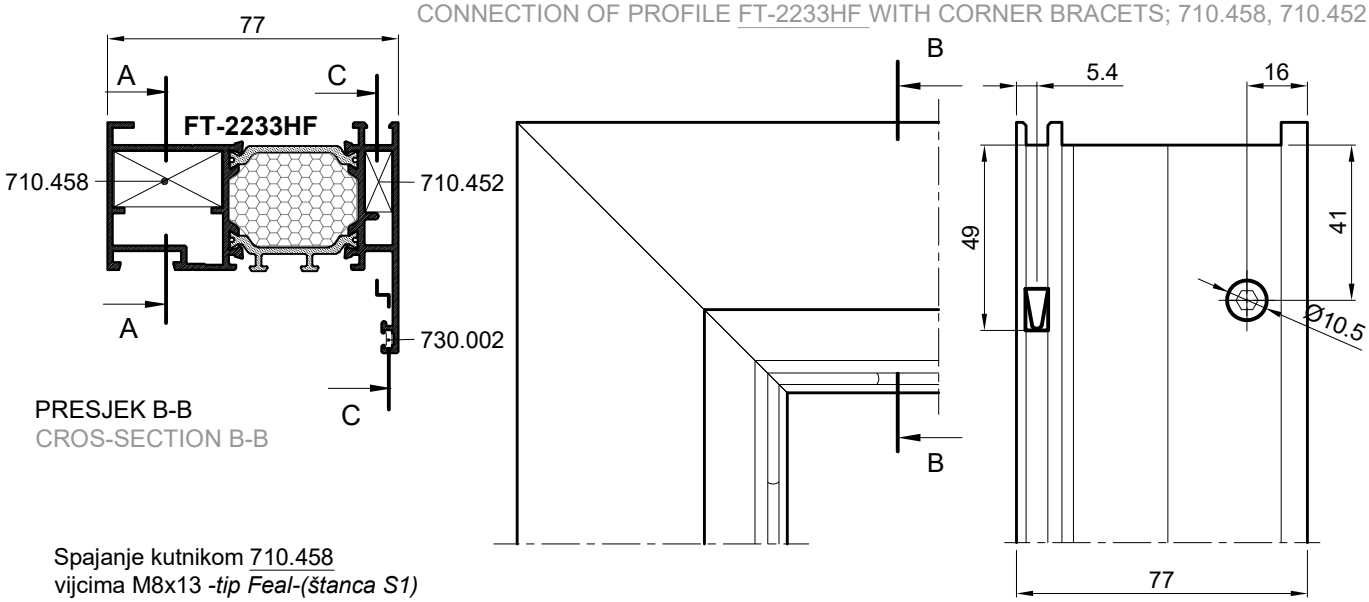
Spajanje kutnikom 710.452 uprešavanjem stijenke profila prema kutniku
Corn. brac. connection 710.452 aluminium profile corner crimping



PRESJEK C-C
CROSS-SECTION C-C

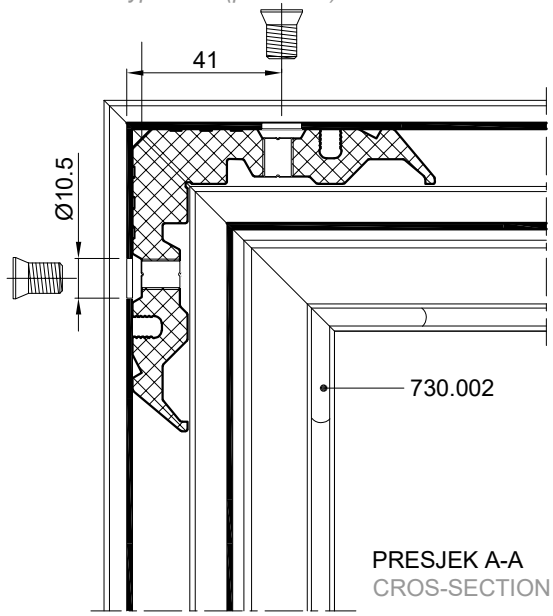


SPAJANJE PROFILA FT-2233HF KUTNICIMA; 710.458, 710.452
CONNECTION OF PROFILE FT-2233HF WITH CORNER BRACETS; 710.458, 710.452



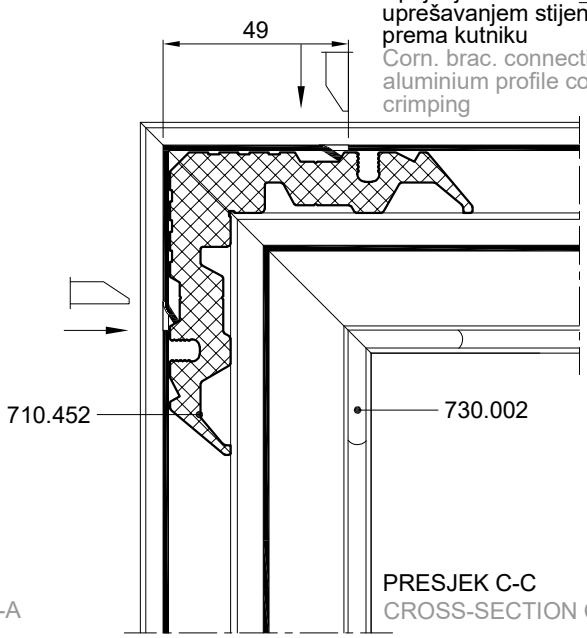
PRESJEK B-B
CROS-SECTION B-B

Spajanje kutnikom 710.458
vijcima M8x13 *-tip Feal-(štanca S1)*
Corner bracket connection 710.458
screws M8x13 *-type Feal-(punch S1)*

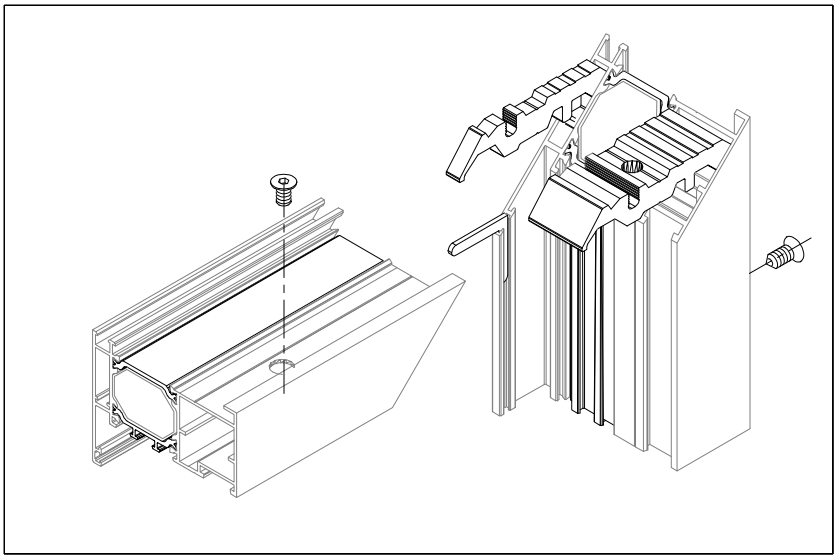


PRESJEK A-A
CROS-SECTION A-A

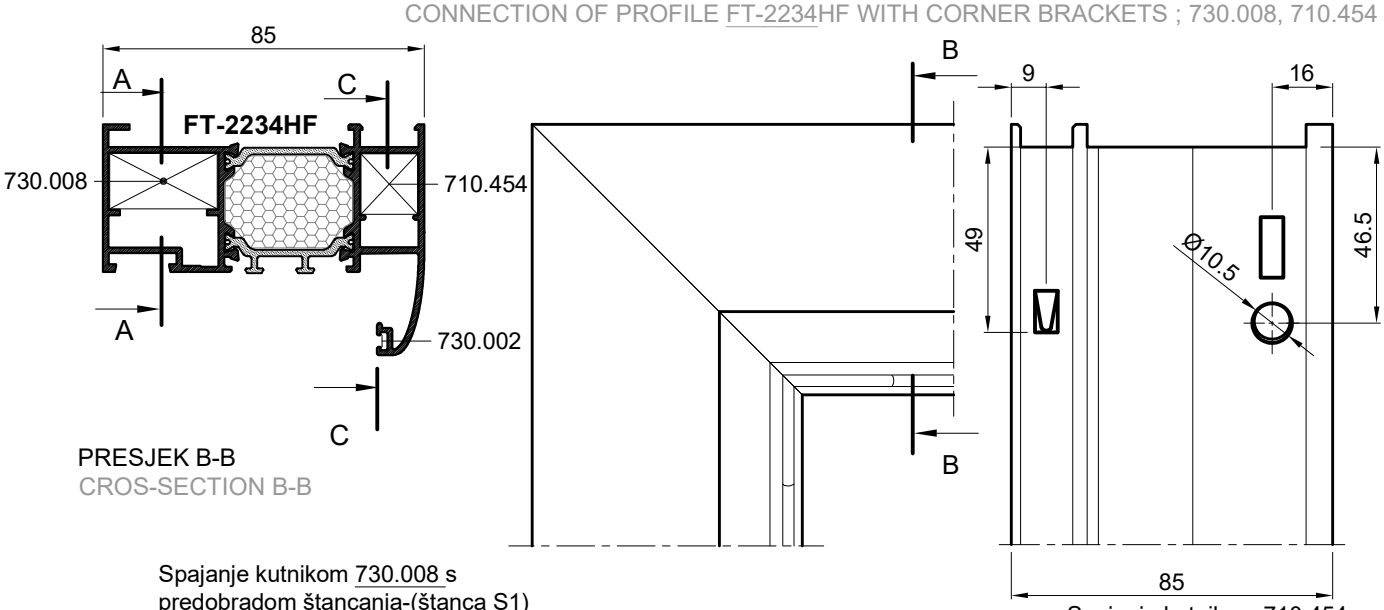
Spajanje kutnikom 710.452
uprešavanjem stijenke profila
prema kutniku
Corn. brac. connection 710.452
aluminium profile corner
crimping



PRESJEK C-C
CROSS-SECTION C-C

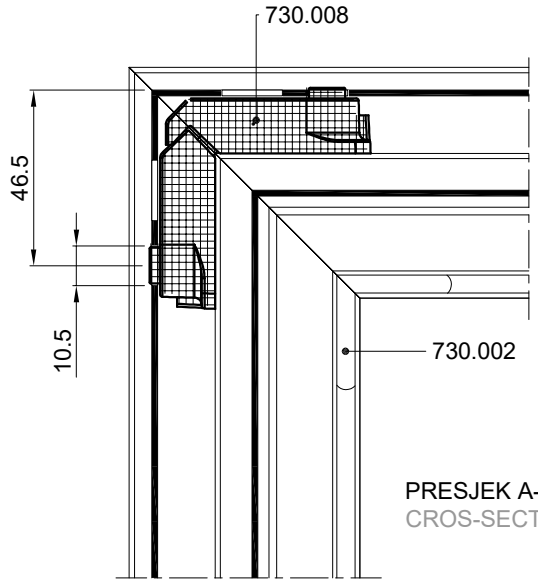


SPAJANJE PROFILA FT-2234HF KUTNICIMA; 730.008, 710.454
CONNECTION OF PROFILE FT-2234HF WITH CORNER BRACKETS ; 730.008, 710.454



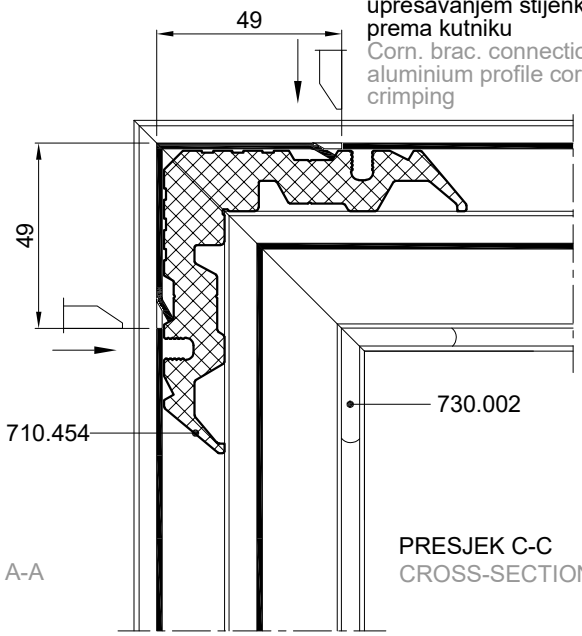
PRESJEK B-B
CROS-SECTION B-B

Spajanje kutnikom 730.008 s predobradom štancanja-(štanca S1)
Connectin with corner bracket 730.008 with punching preprocessing-(punch S1)

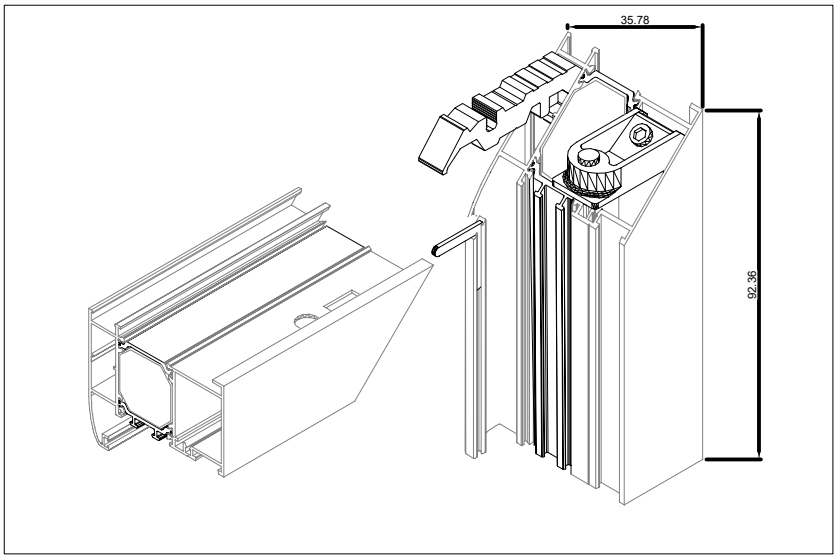


PRESJEK A-A
CROS-SECTION A-A

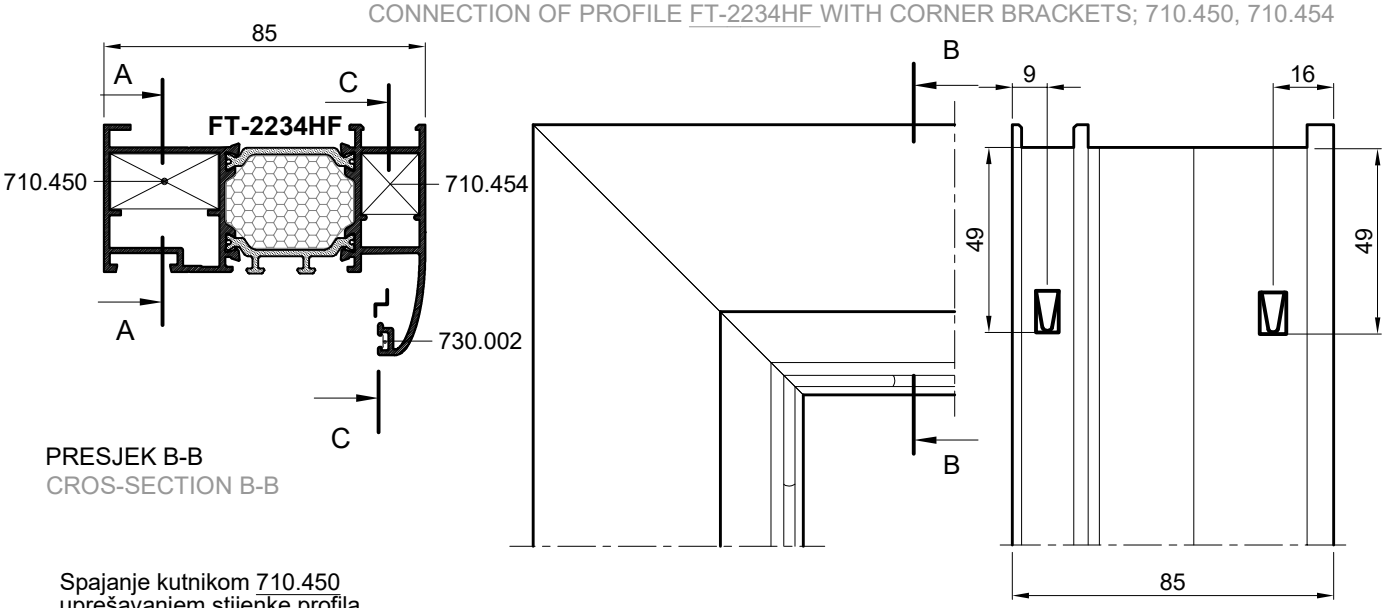
Spajanje kutnikom 710.454 uprešavanjem stijenke profila prema kutniku
Corn. brac. connection 710.454 aluminium profile corner crimping



PRESJEK C-C
CROSS-SECTION C-C

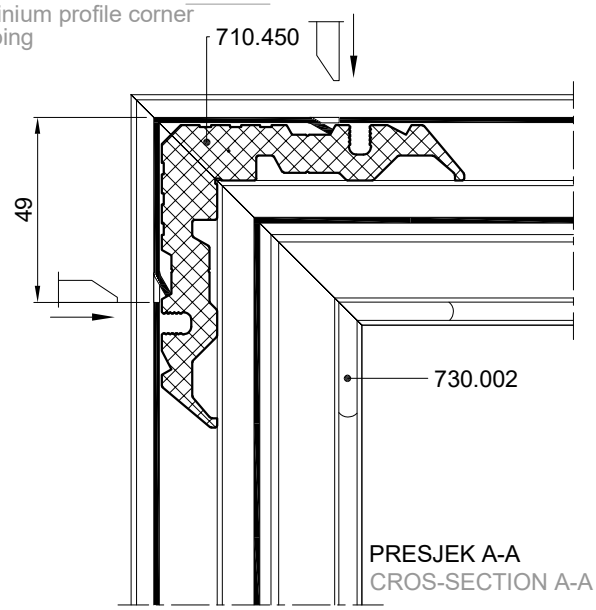


SPAJANJE PROFILA FT-2234HF KUTNICIMA; 710.450, 710.454
CONNECTION OF PROFILE FT-2234HF WITH CORNER BRACKETS; 710.450, 710.454



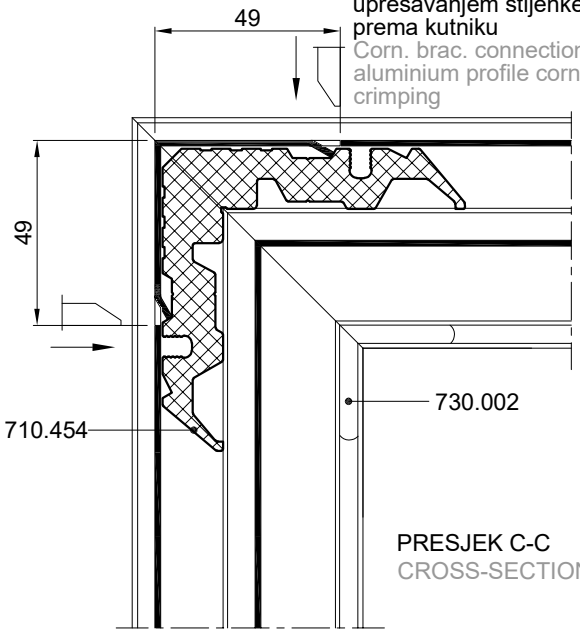
PRESJEK B-B
CROS-SECTION B-B

Spajanje kutnikom 710.450 uprešavanjem stijenke profila prema kutniku
Corn. brac. connection 710.450 aluminium profile corner crimping

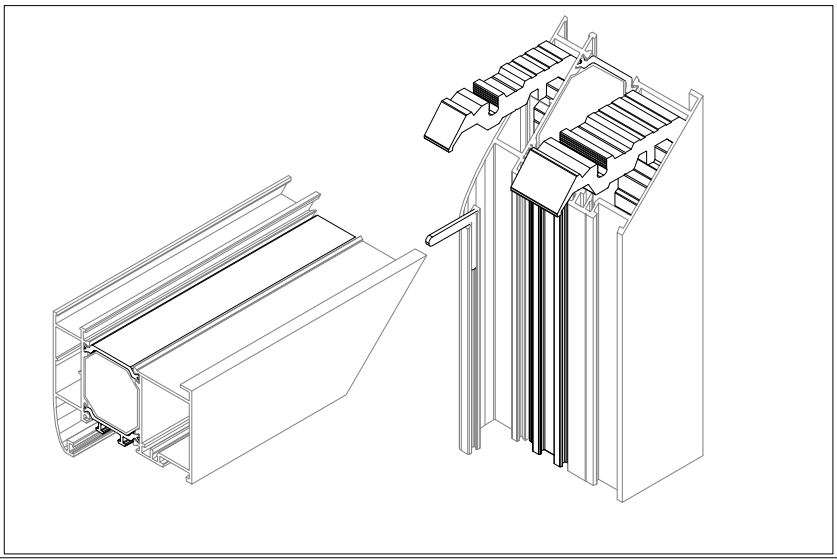


PRESJEK A-A
CROS-SECTION A-A

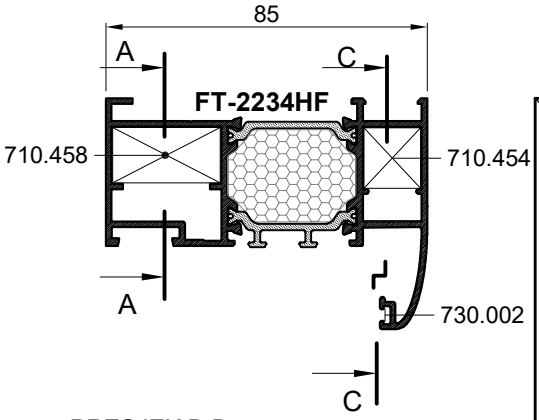
Spajanje kutnikom 710.454 uprešavanjem stijenke profila prema kutniku
Corn. brac. connection 710.454 aluminium profile corner crimping



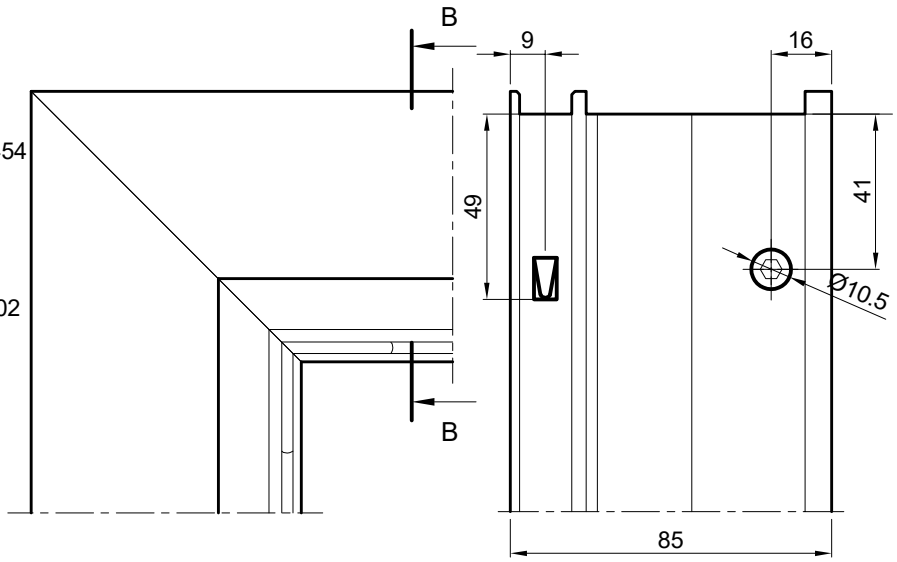
PRESJEK C-C
CROSS-SECTION C-C



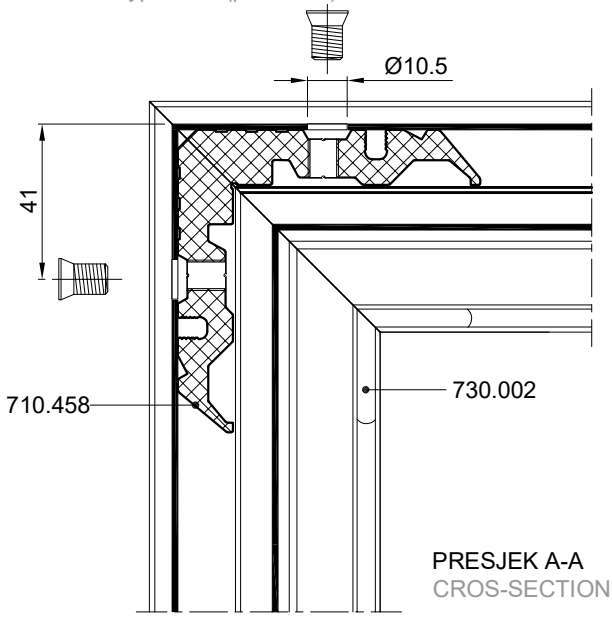
SPAJANJE PROFILA FT-2234HF KUTNICIMA; 710.458, 710.454
CONNECTION OF PROFILE FT-2234HF WITH CORNER BRACKETS; 710.458, 710.454



PRESJEK B-B
CROS-SECTION B-B

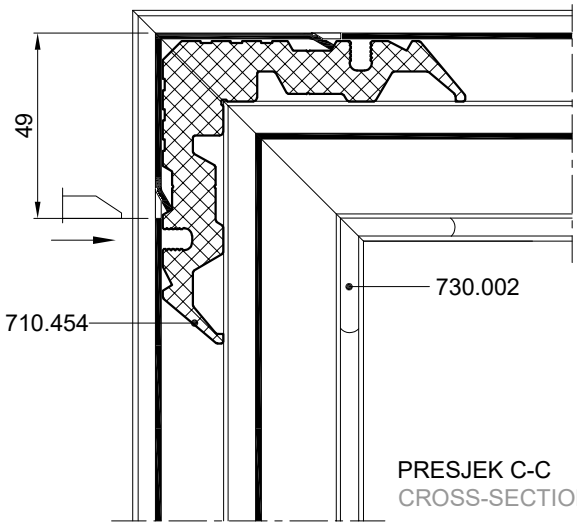


Spajanje kutnikom 710.458
vijcima M8x13 *-tip Feal-(štanca S1)*
Corner bracket connection 710.458
screws M8x13 *-type Feal-(punch S1)*

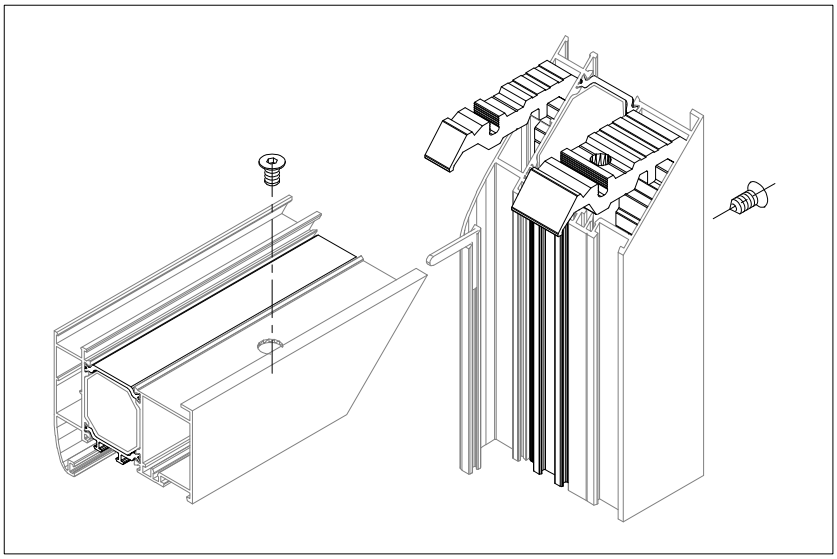


PRESJEK A-A
CROS-SECTION A-A

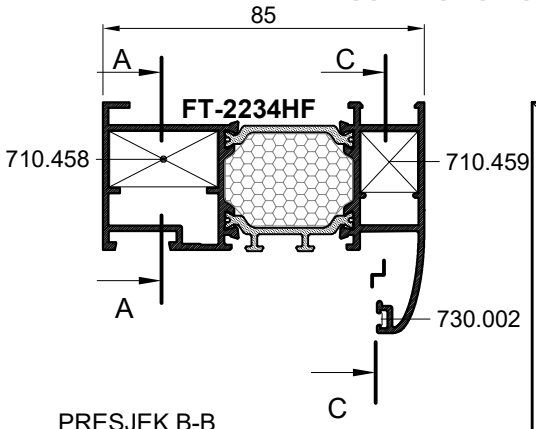
Spajanje kutnikom 710.454
uprešavanjem stijenke profila
prema kutniku
Corn. brac. connection 710.454
aluminium profile corner
crimping



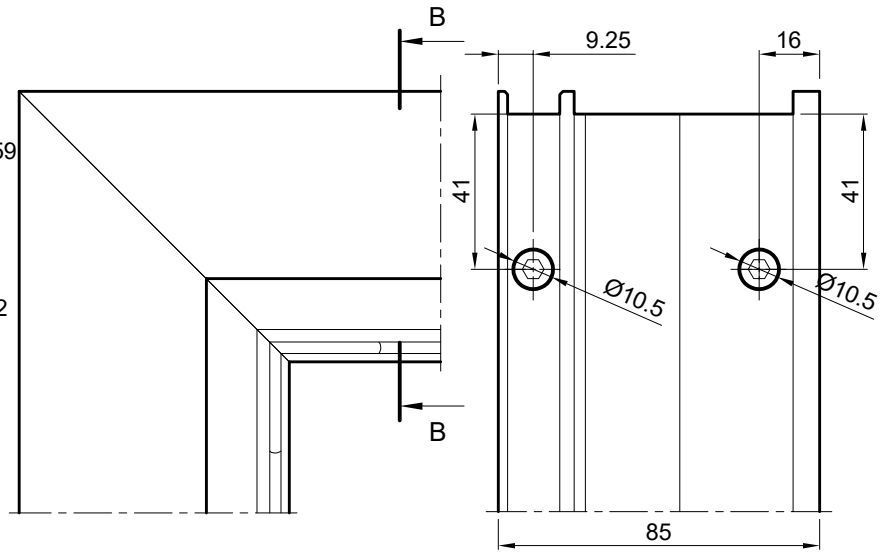
PRESJEK C-C
CROSS-SECTION C-C



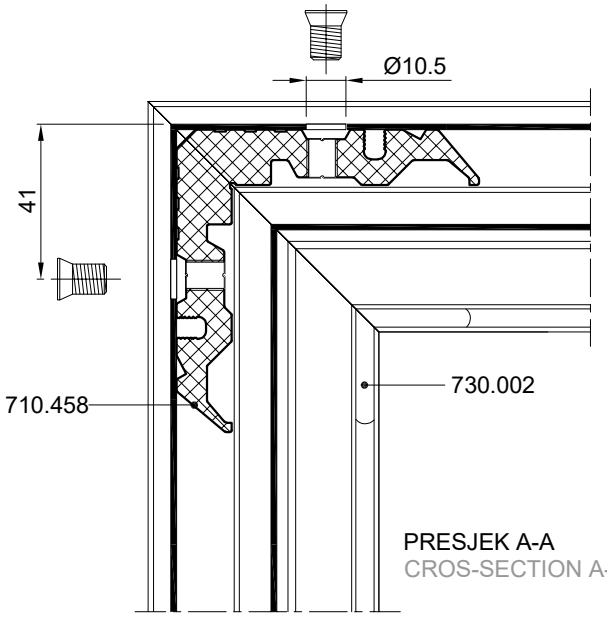
SPAJANJE PROFILA FT-2234FH KUTNICIMA; 710.458, 710.459
CONNECTION OF PROFILE FT-2234HF WITH CORNER BRACKETS; 710.458, 710.459



PRESJEK B-B
CROS-SECTION B-B

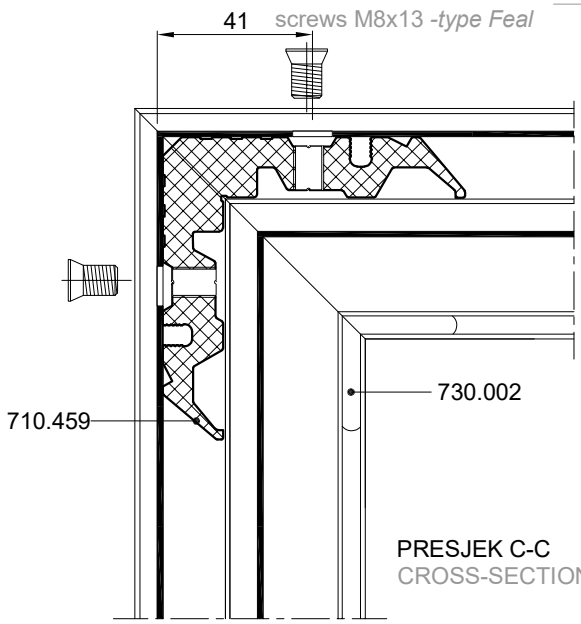


Spajanje kutnikom 710.458
vijcima M8x13 *-tip Feal-(štancaS1)*
Corner bracket connection 710.458
screws M8x13 *-type Feal-(punch S1)*

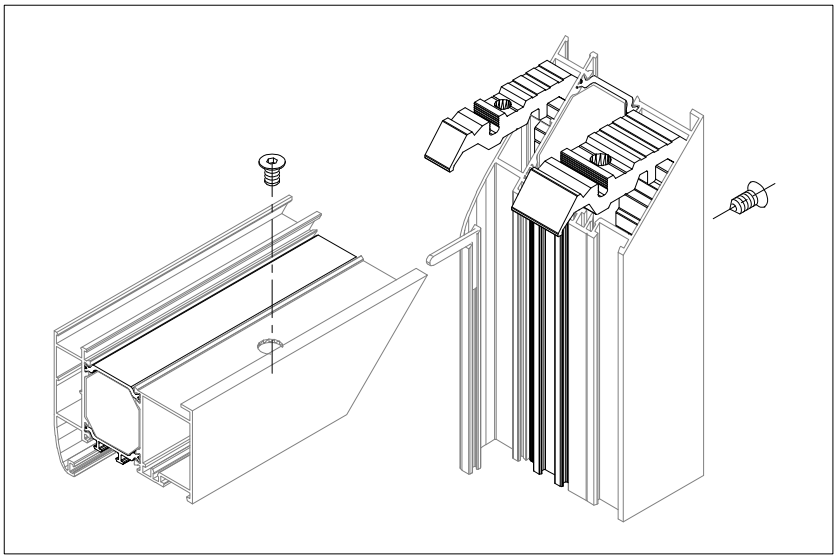


PRESJEK A-A
CROS-SECTION A-A

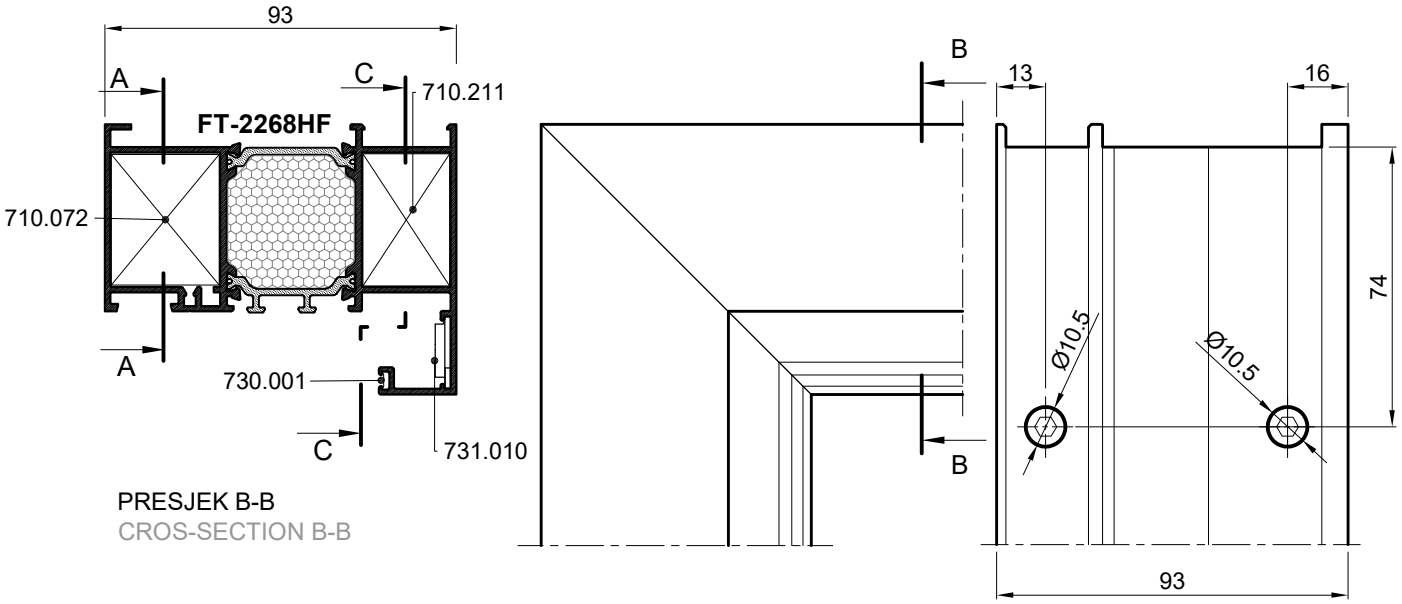
Spajanje kutnikom 710.459
vijcima M8x13 *-tip Feal*
Corner bracket connection 710.459
screws M8x13 *-type Feal*



PRESJEK C-C
CROSS-SECTION C-C

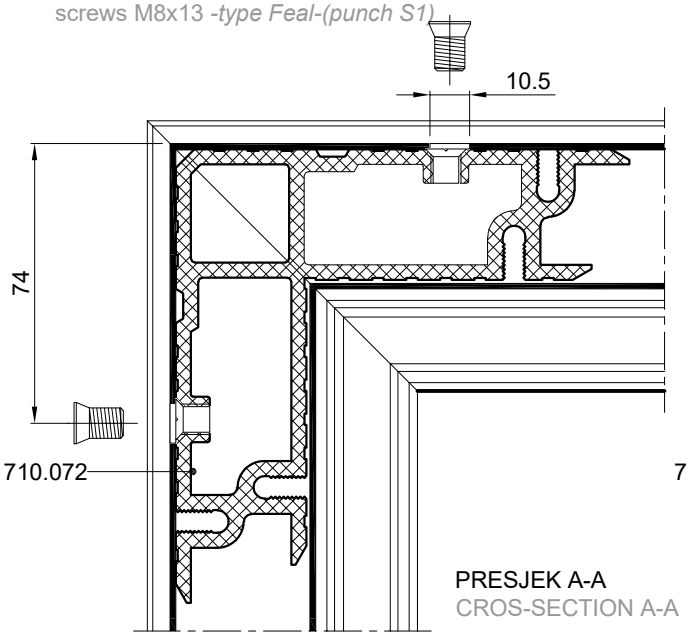


SPAJANJE PROFILA FT-2268HF; KUTNICIMA; 710.072, 710.211
CONNECIOTN OF PROFILE FT-2268HF; WITH CORNER BRACKETS; 710.072, 710.211



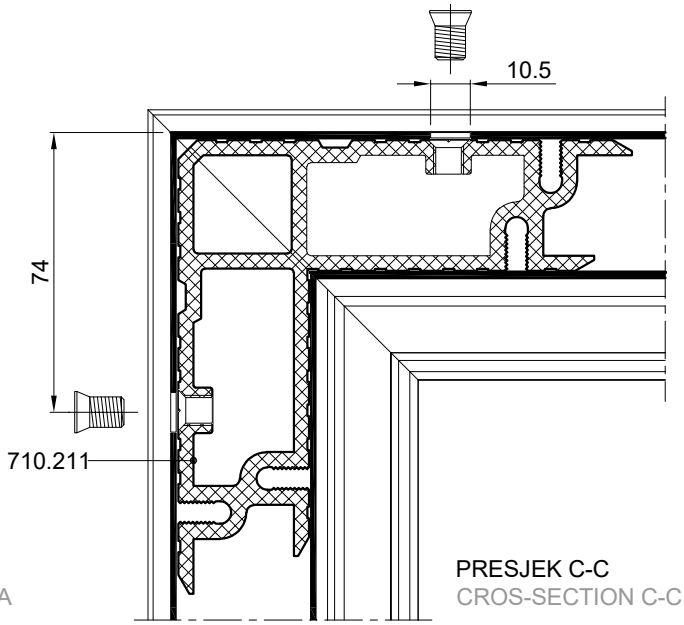
PRESJEK B-B
CROS-SECTION B-B

Spajanje kutnikom 710.072
vijcima M8x13 *-tip Feal-(štanca S1)*
Corner bracket connection 710.072
screws M8x13 *-type Feal-(punch S1)*



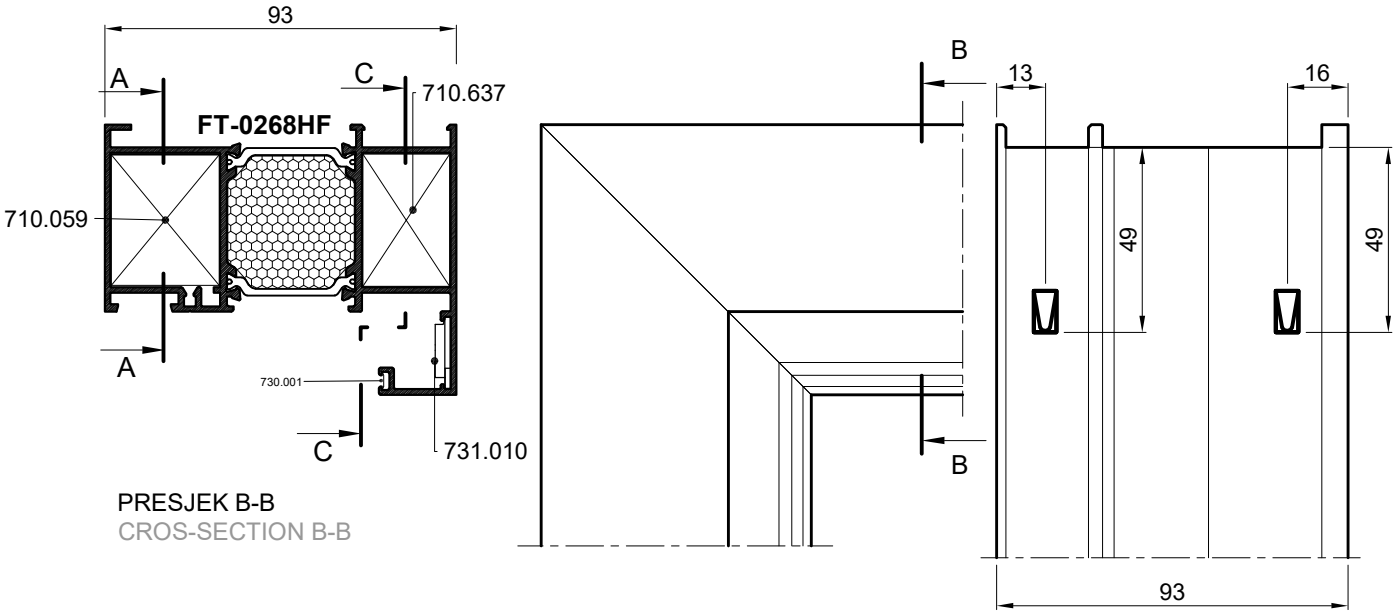
PRESJEK A-A
CROS-SECTION A-A

Spajanje kutnikom 710.211
vijcima M8x13 *-tip Feal-(štanca S1)*
Corner bracket connection 710.211
screws M8x13 *-type Feal-(punch S1)*



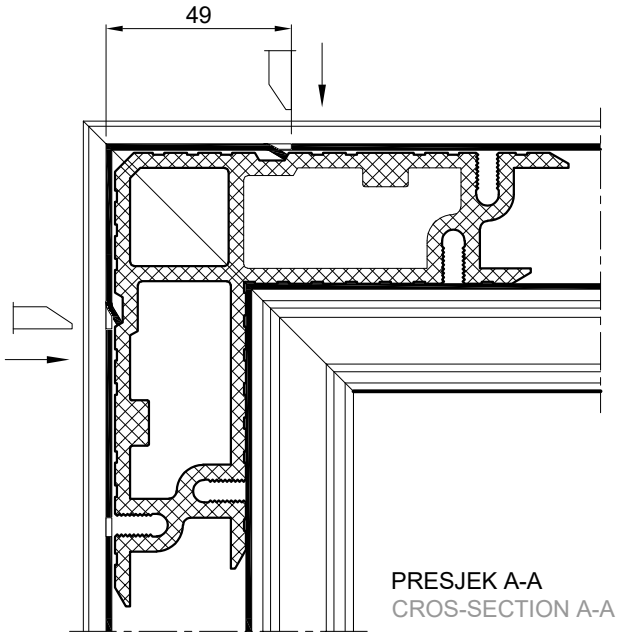
PRESJEK C-C
CROS-SECTION C-C

SPAJANJE PROFILA FT-0268HF; KUTNICIMA; 710.072, 710.637
CONNECIOTN OF PROFILE FT-0268HF; WITH CORNER BRACKETS; 710.072, 710.637



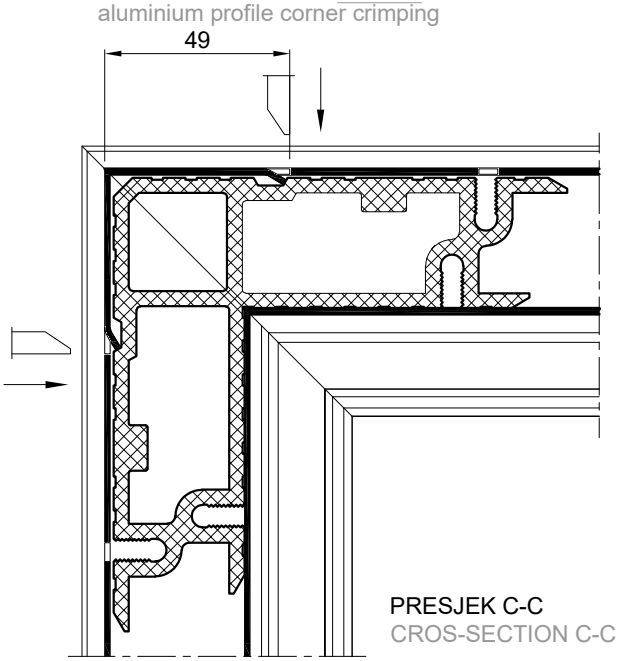
PRESJEK B-B
CROS-SECTION B-B

Spajanje kutnikom 710.059
uprešavanjem stijenke profila prema kutniku
Corn. brac. connection 710.059
aluminium profile corner crimping



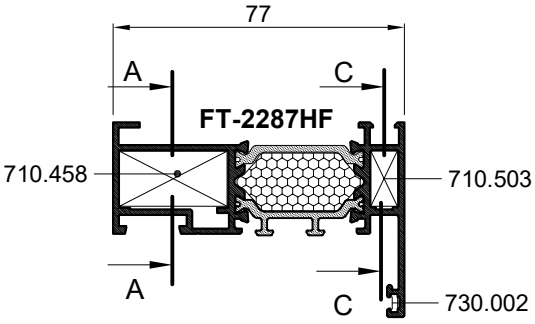
PRESJEK A-A
CROS-SECTION A-A

Spajanje kutnikom 710.637
uprešavanjem stijenke profila prema kutniku
Corn. brac. connection 710.637
aluminium profile corner crimping

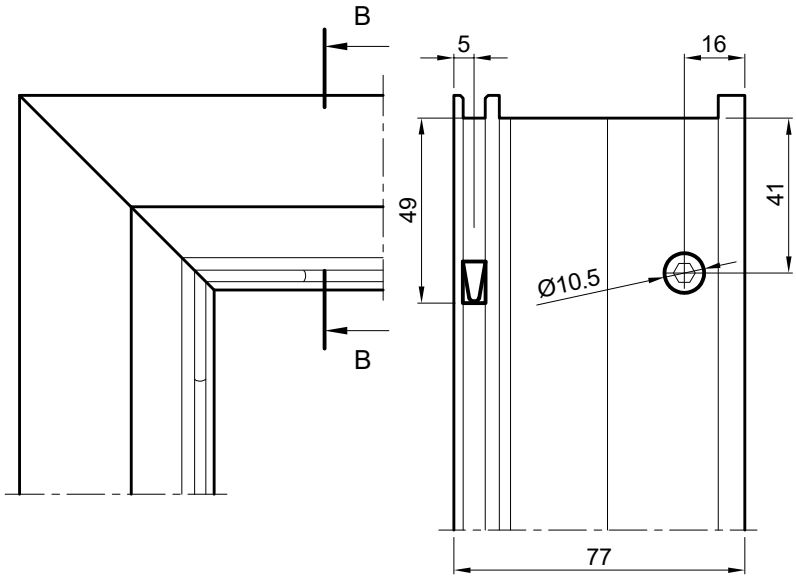


PRESJEK C-C
CROS-SECTION C-C

SPAJANJE PROFILA FT-2287HF KUTNICIMA; 710.458, 710.503
CONNECTION OF PROFILE FT-2287HF WITH CORNER BRACKETS; 710.458, 710.503

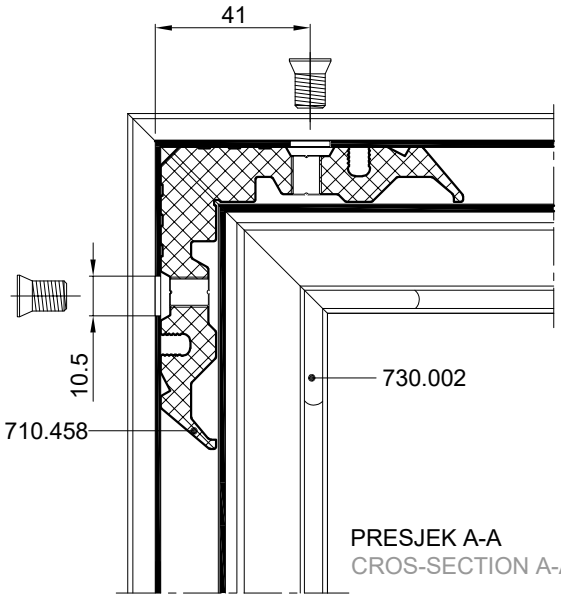


PRESJEK B-B
CROS-SECTION B-B

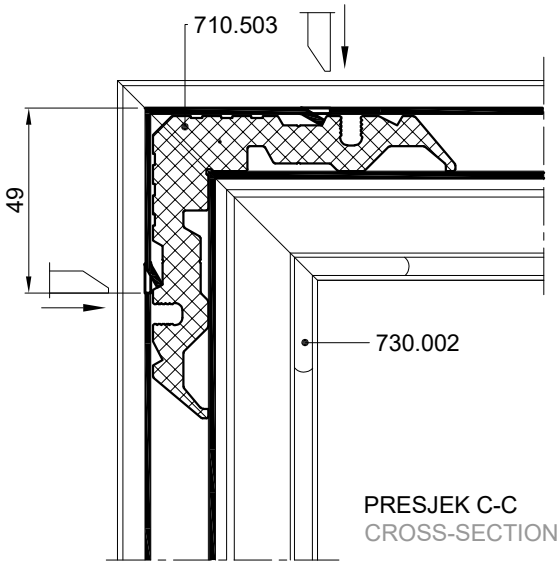


Spajanje kutnikom 710.458
vijcima M8x13 *-tip Feal-(štanca S1)*
Corner bracket connection 710.458
screws M8x13 *-type Feal-(punch S1)*

Spajanje kutnikom 710.503
uprešavanjem stijenke profila
prema kutniku
Corn. brac. connection 710.503
aluminium profile corner
crimping

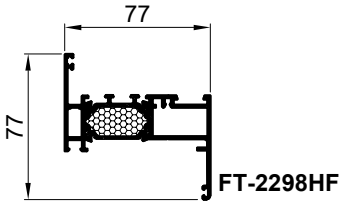


PRESJEK A-A
CROS-SECTION A-A

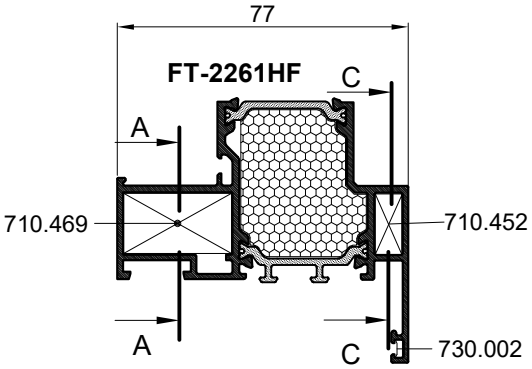


PRESJEK C-C
CROSS-SECTION C-C

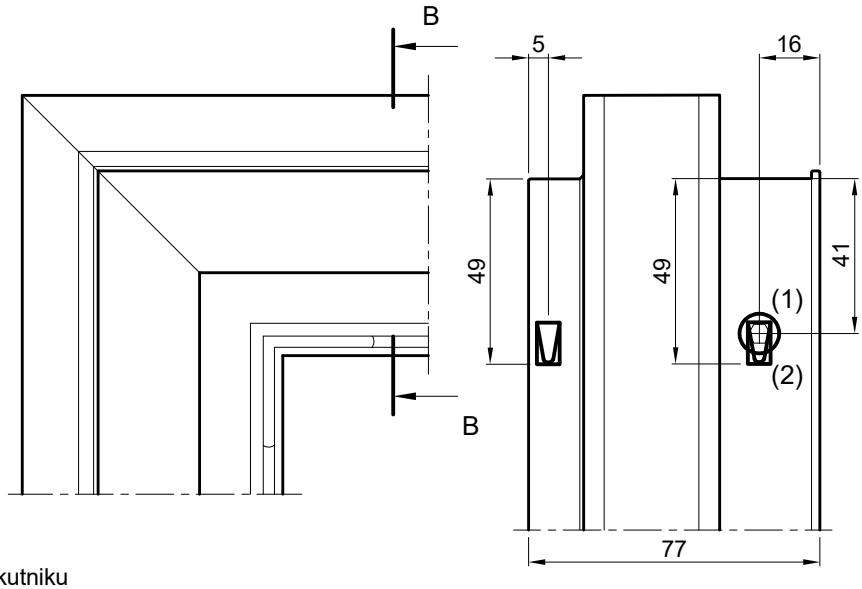
OVAJ RASPORED I NAČIN SPAJANJA KUTNICIMA PRIMJENJIV JE I NA PROFIL RAMA **FT-2298HF**
THIS ARRANGEMENT AND BIDING METHOD WITH CORNER BRACKETS IS ALSO APPLICABLE FOR FRAME PROFILES **FT-2298HF**



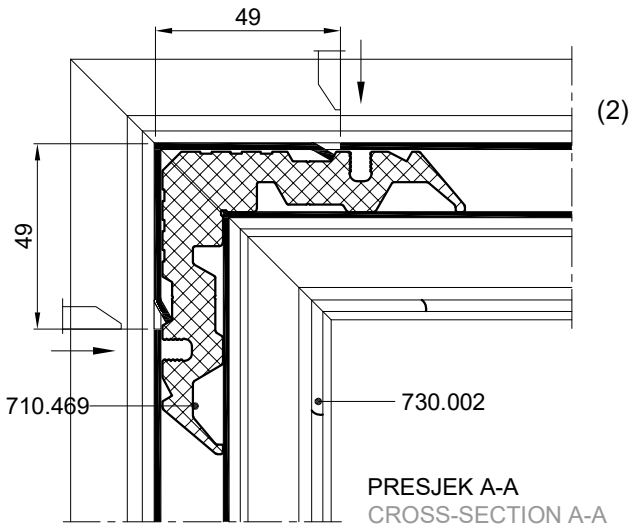
SPAJANJE PROFILA FT-2261HF KUTNICIMA; 710.469, 710.452
CONNECTION OF PROFILE FT-2261HF WITH CORNER BRACKETS; 710.469, 710.452



PRESJEK B-B
CROS-SECTION B-B

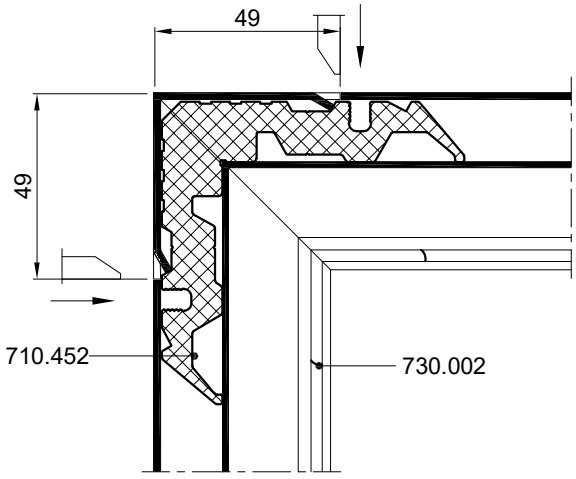


Spajanje kutnikom 710.469
uprešavanjem stijenke profila prema kutniku
Corn. brac. connection 710.469
aluminium profile corner crimping

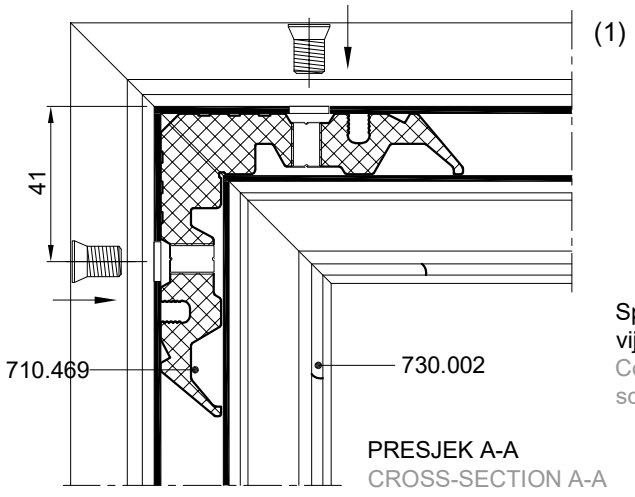


PRESJEK A-A
CROSS-SECTION A-A

Spajanje kutnikom 710.452
uprešavanjem stijenke profila prema kutniku
Corn. brac. connection 710.452
aluminium profile corner crimping



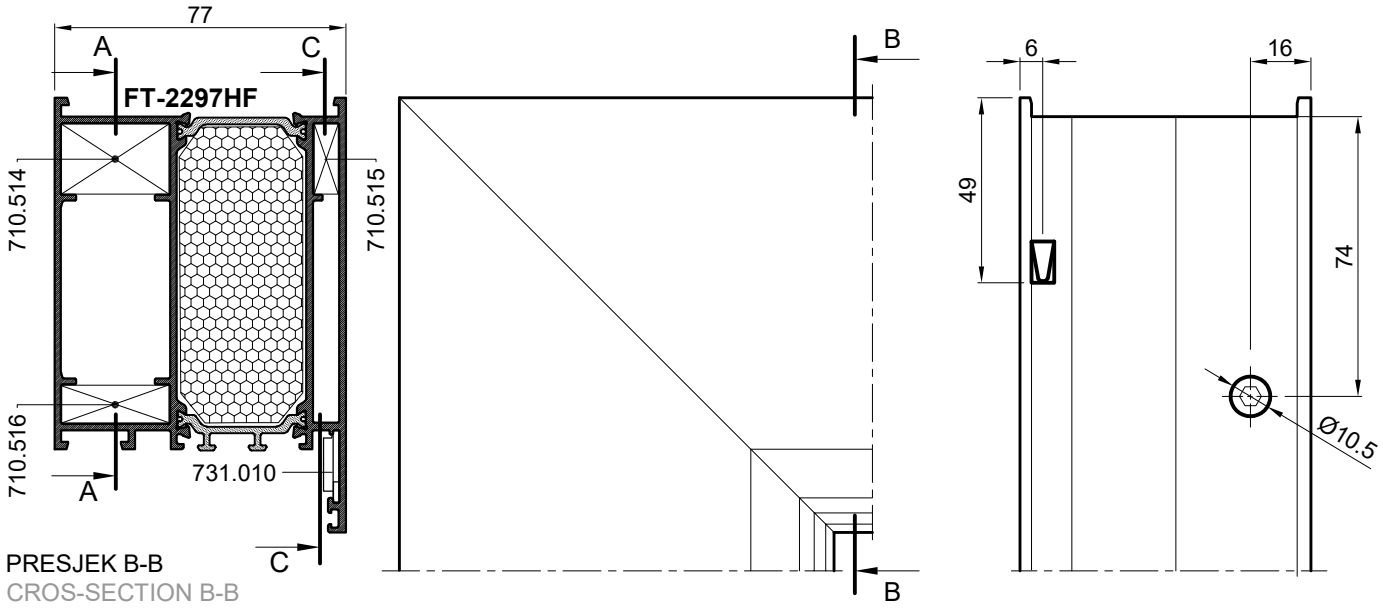
PRESJEK C-C
CROSS-SECTION C-C



PRESJEK A-A
CROSS-SECTION A-A

Spajanje kutnikom 710.469
vijcima M8x13(431.266)-*tip Feal*
Corner bracket connection 710.469
screws M8x13(431.266) -*type Feal*

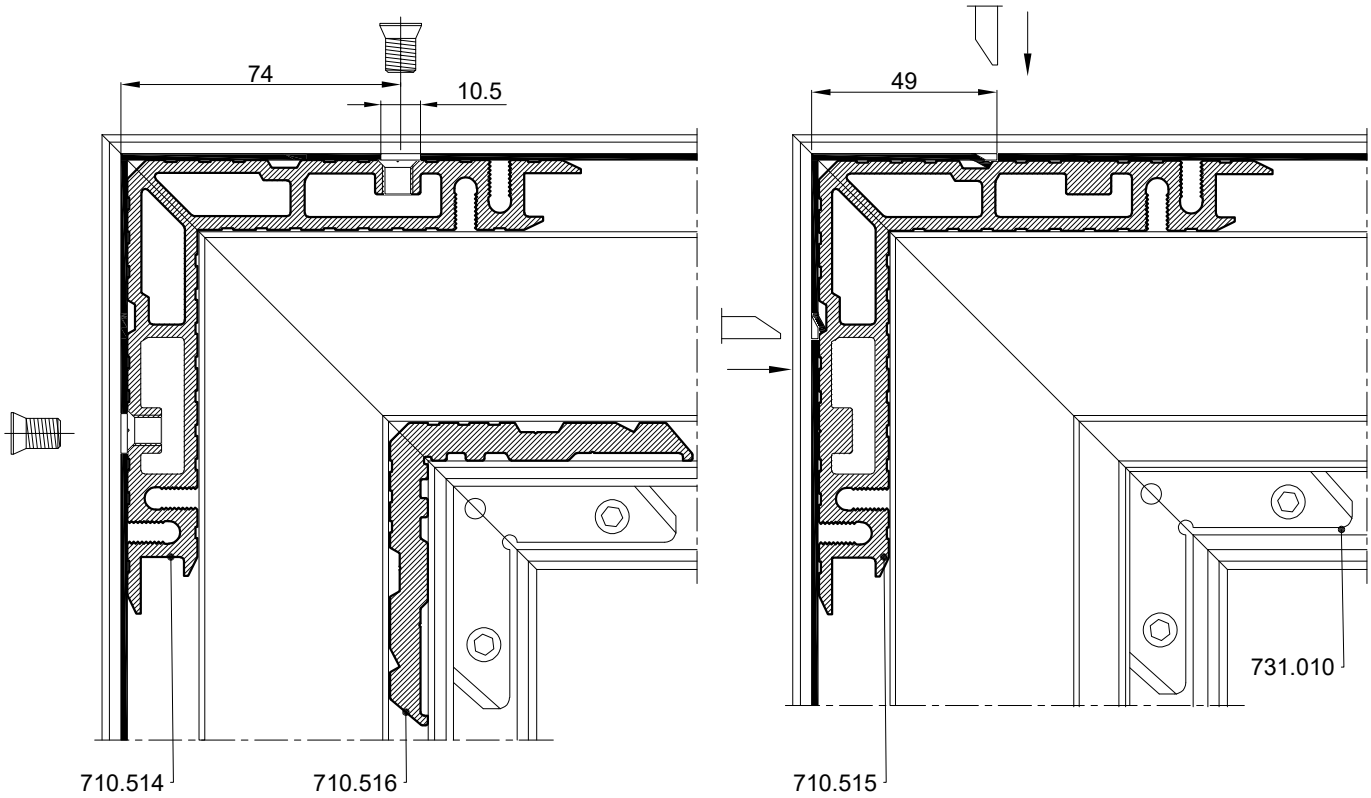
SPAJANJE PROFILA FT-2297HF KUTNICIMA; 710.514, 710.515, 710.516 i 731.010
CONNECTION OF PROFILES FT-2297HF WITH CORNER BRACKETS; 710.514, 710.515, 710.516 and 731.010



PRESJEK B-B
CROS-SECTION B-B

Spajanje kutnikom 710.514
vijcima M8x13 *-tip Feal-(štanca S1)*
Corner bracket connection 710.514
screws M8x13 *-type Feal-(punch S1)*

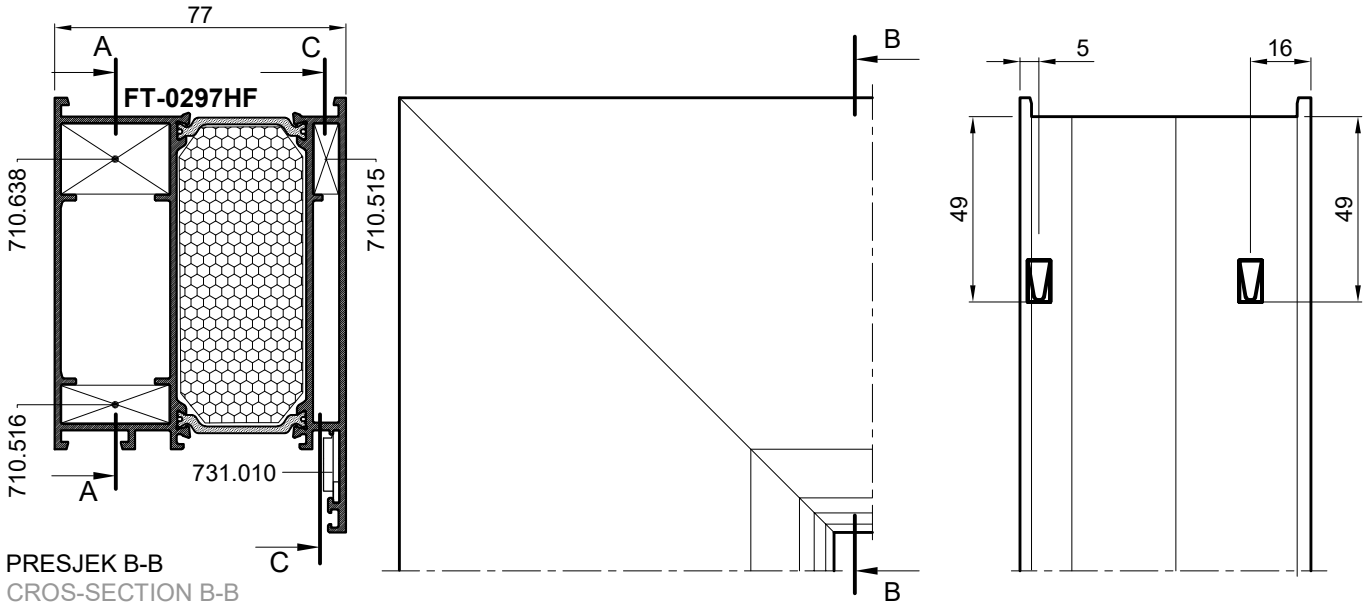
Spajanje kutnikom 710.515
uprešavanjem stijenke profila
prema kutniku
Corn. brac. connection 710.515
aluminium profile corner
crimping



PRESJEK A-A
CROSS SECTION A-A

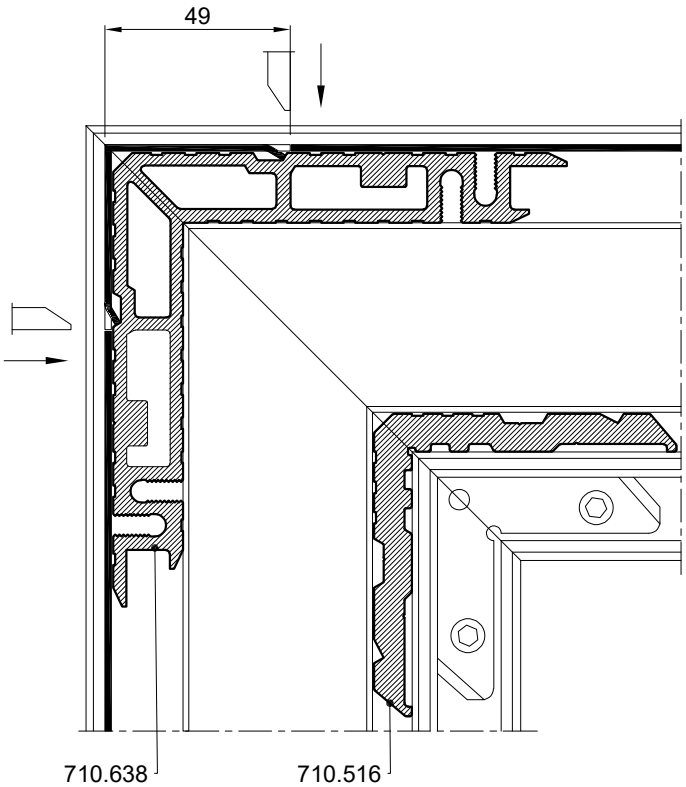
PRESJEK C-C
CROSS SECTION C-C

SPAJANJE PROFILA FT-0297HF KUTNICIMA; 710.638, 710.515, 710.516 i 731.010
CONNECTION OF PROFILES FT-0218HF WITH CORNER BRACKETS; 710.638, 710.515, 710.516 and 731.010



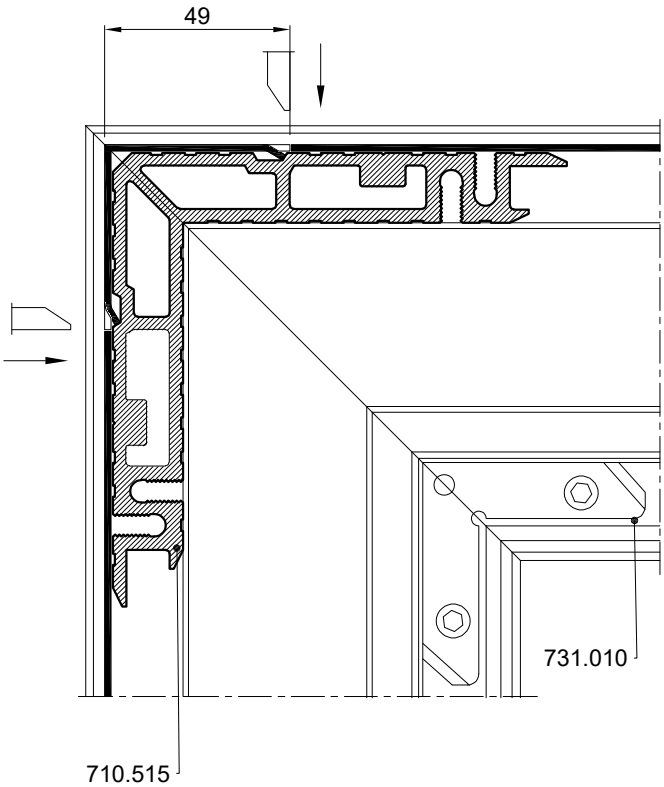
PRESJEK B-B
CROS-SECTION B-B

Spajanje kutnikom 710.638
uprešavanjem stijenke profila prema kutniku
Corn. brac. connection 710.638
aluminium profile corner crimping



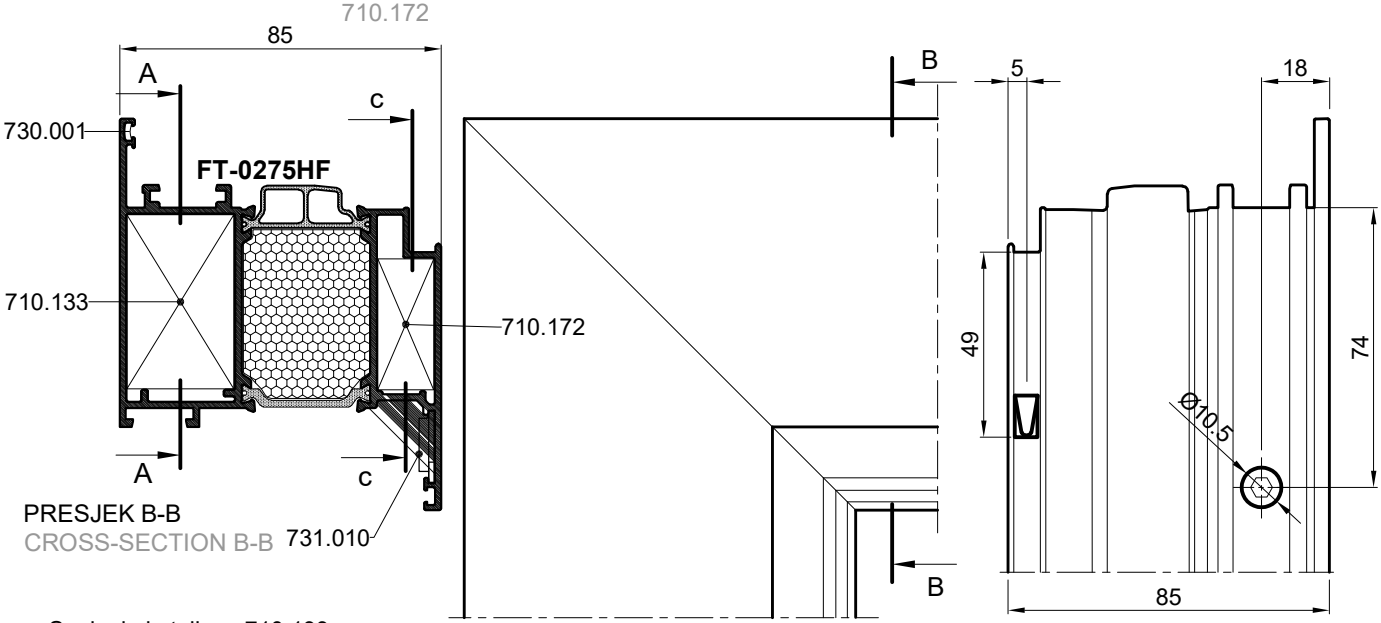
PRESJEK A-A
CROSS SECTION A-A

Spajanje kutnikom 710.515
uprešavanjem stijenke profila prema kutniku
Corn. brac. connection 710.515
aluminium profile corner crimping



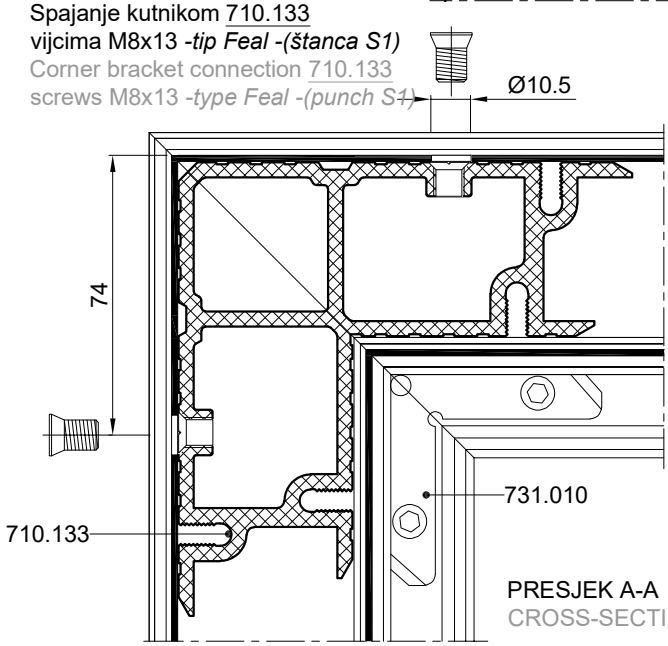
PRESJEK C-C
CROSS SECTION C-C

SPAJANJE PROFILA **FT-0275HF** KUTNICIMA 710.133, 710.172
CONNECTION OF PROFILE **FT-0275HF** WITH CORNER BRACKETS 710.133, 710.172

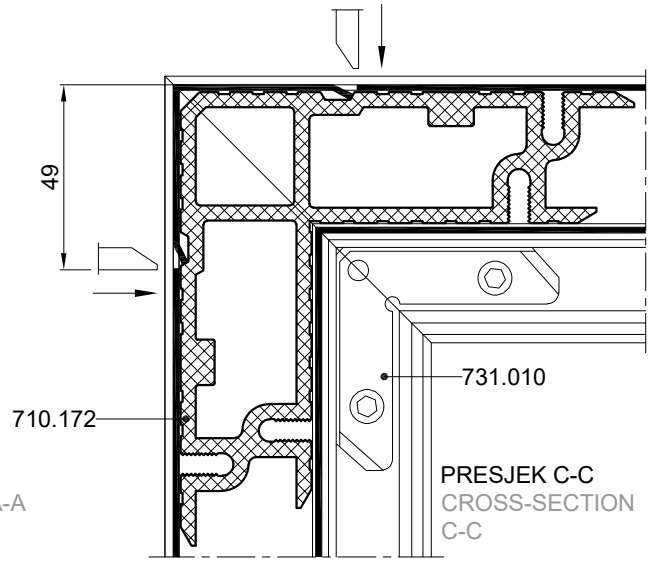


PRESJEK B-B
CROSS-SECTION B-B

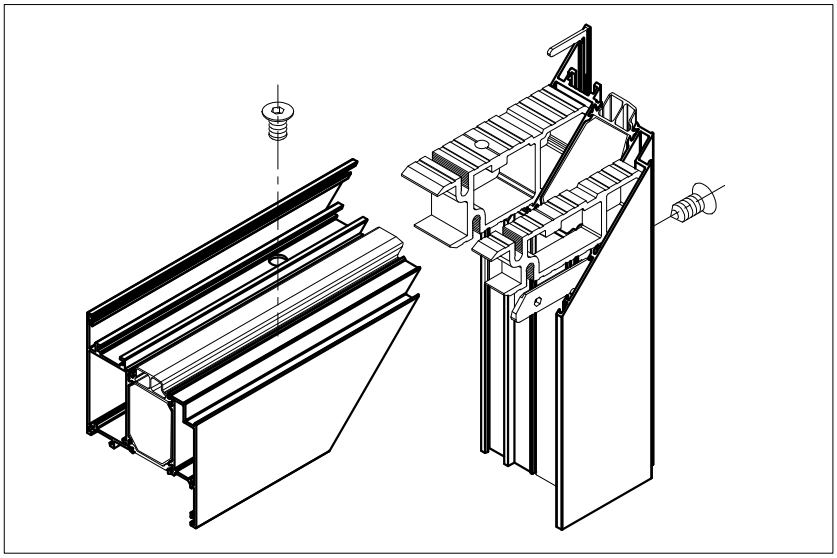
Spajanje kutnikom 710.133
vijcima M8x13 *-tip Feal -(štanca S1)*
Corner bracket connection 710.133
screws M8x13 *-type Feal -(punch S1)*



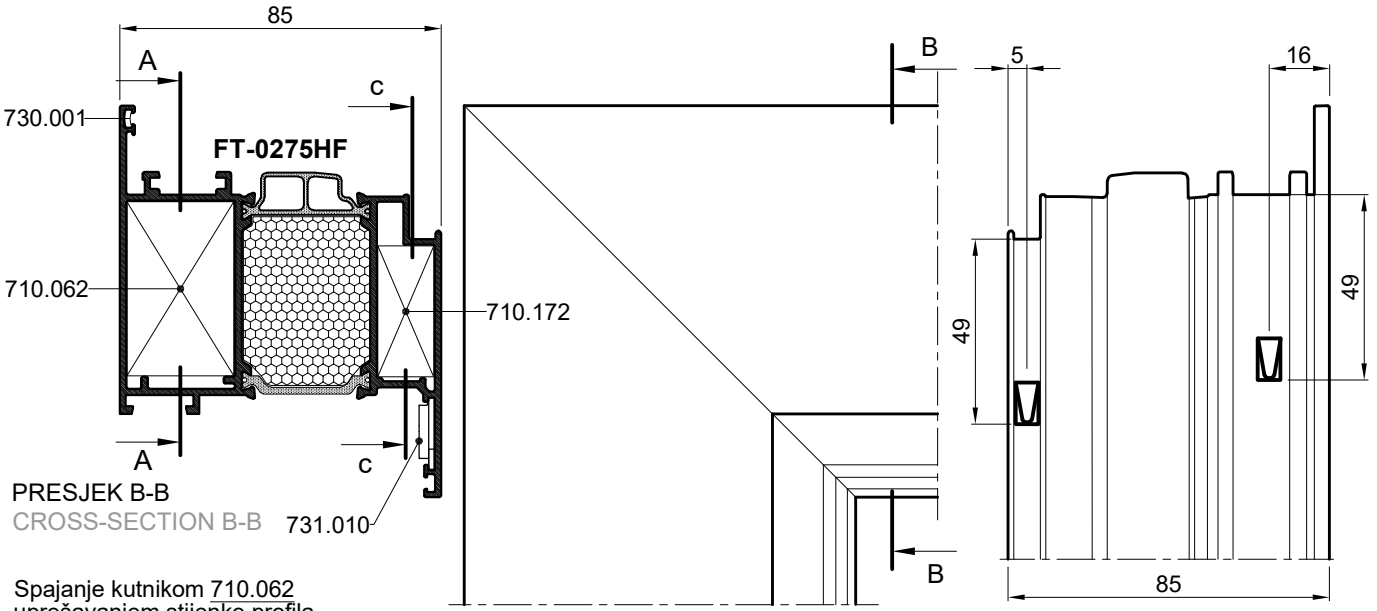
PRESJEK A-A
CROSS-SECTION A-A



PRESJEK C-C
CROSS-SECTION C-C

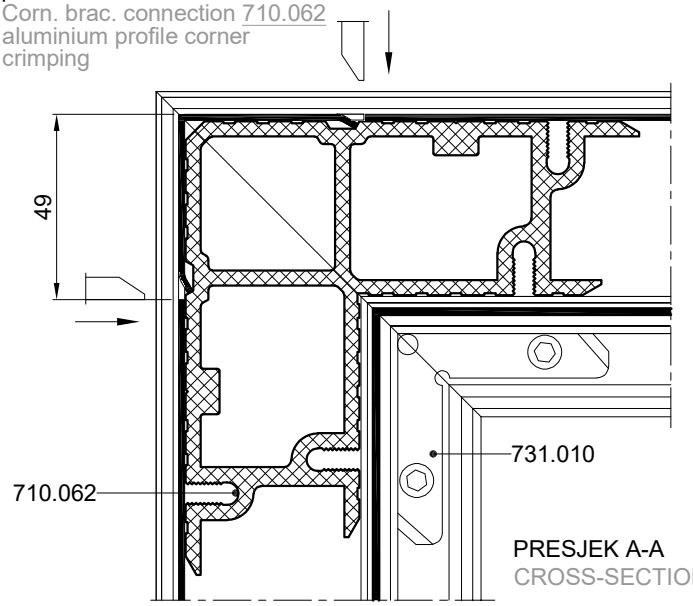


SPAJANJE PROFILA **FT-0275HF** KUTNICIMA 710.062, 710.172
CONNECTION OF PROFILE **FT-0275HF** WITH CORNER BRACKETS 710.062, 710.172



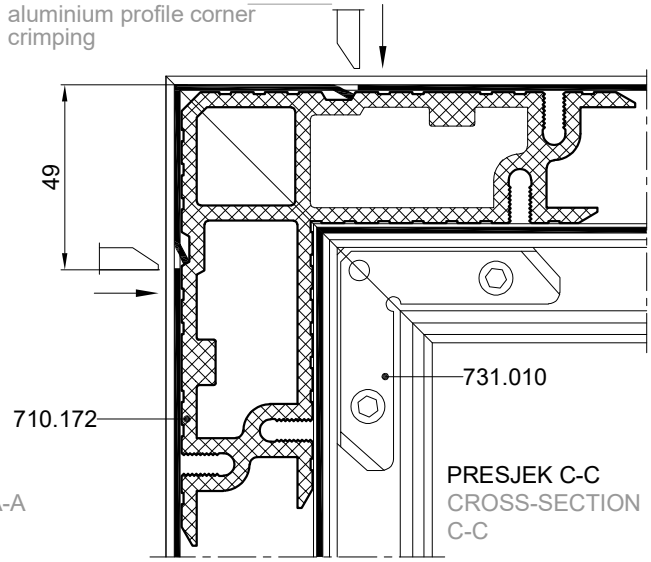
PRESJEK B-B
CROSS-SECTION B-B

Spajanje kutnikom 710.062 uprešavanjem stijenke profila prema kutniku
Corn. brac. connection 710.062 aluminium profile corner crimping

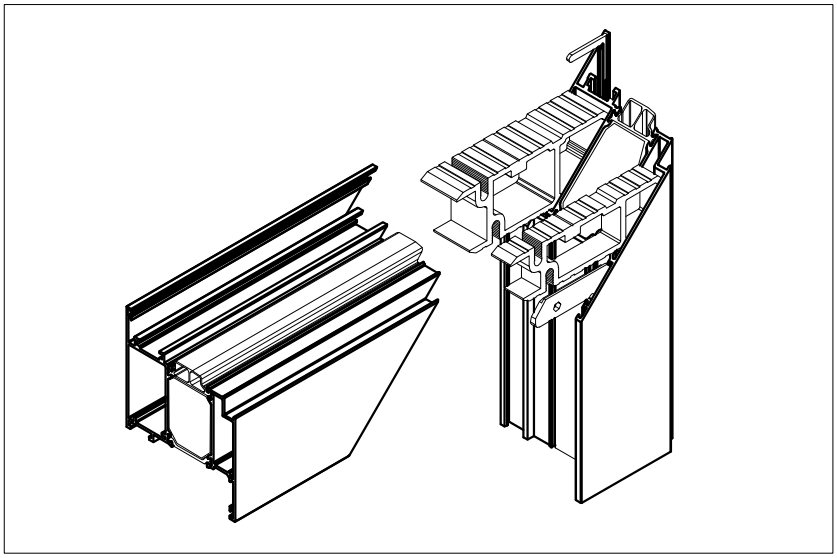


PRESJEK A-A
CROSS-SECTION A-A

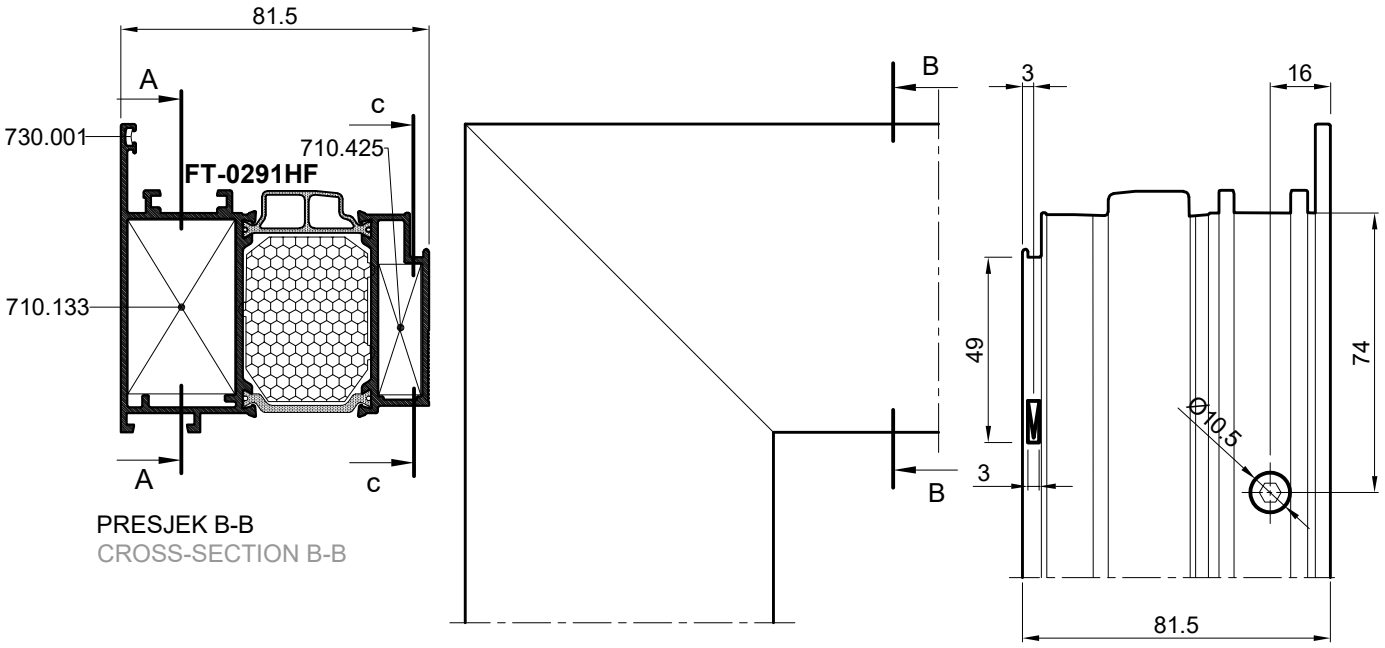
Spajanje kutnikom 710.172 uprešavanjem stijenke profila prema kutniku
Corn. brac. connection 710.172 aluminium profile corner crimping



PRESJEK C-C
CROSS-SECTION C-C

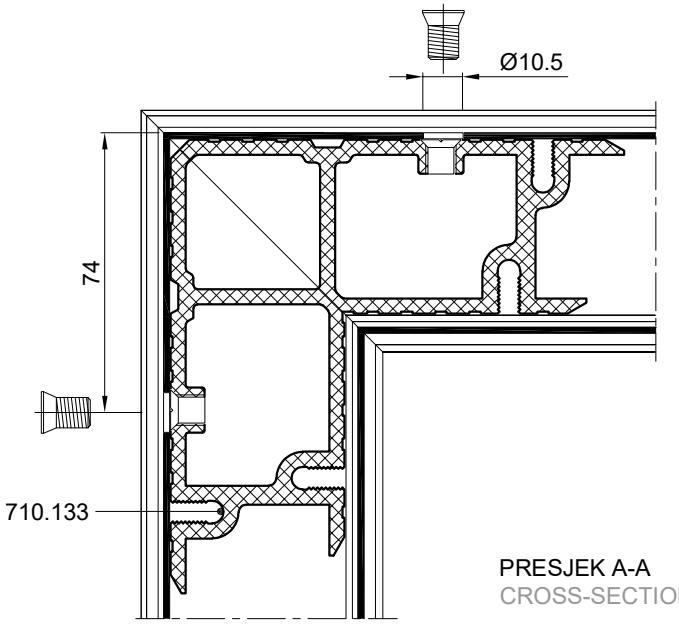


SPAJANJE PROFILA **FT-0291HF** KUTNICIMA 710.133, 710.425
CONNECTION OF PROFILE **FT-0291HF** WITH CORNER BRACKETS 710.133, 710.425



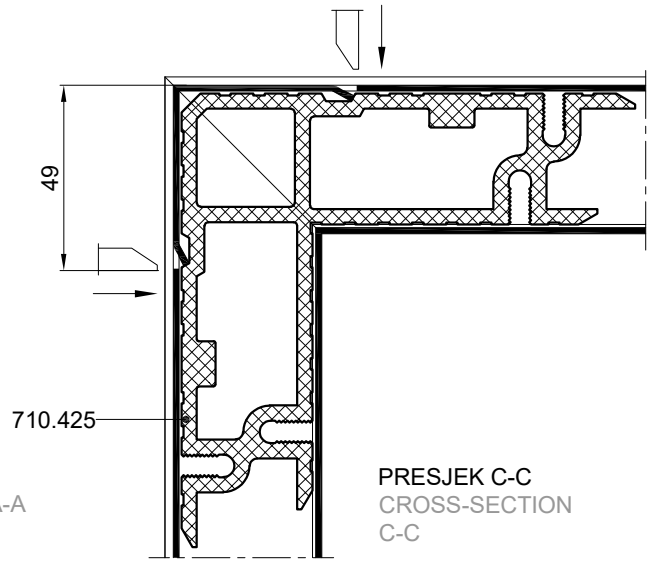
PRESJEK B-B
CROSS-SECTION B-B

Spajanje kutnikom 710.133
vijcima M8x13 -*tip Feal -(štanca S1)*
Corner bracket connection 710.133
screws M8x13 -*type Feal -(punch S1)*



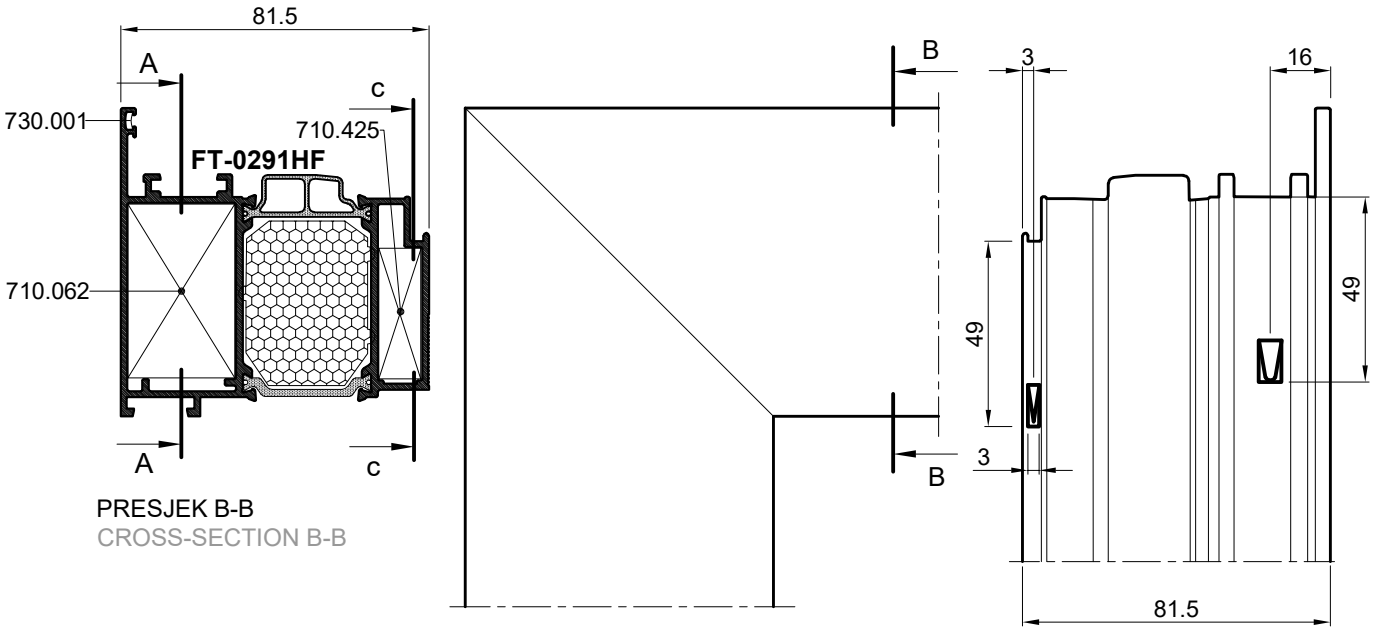
PRESJEK A-A
CROSS-SECTION A-A

Spajanje kutnikom 710.425
uprešavanjem stijenke profila
prema kutniku
Corn. brac. connection 710.425
aluminium profile corner
crimping



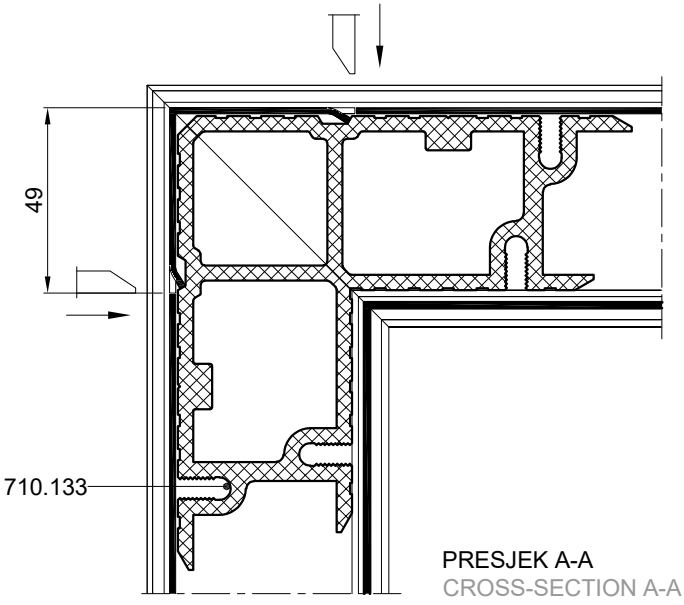
PRESJEK C-C
CROSS-SECTION
C-C

SPAJANJE PROFILA **FT-0291HF** KUTNICIMA 710.062, 710.425
CONNECTION OF PROFILE **FT-0291HF** WITH CORNER BRACKETS 710.062, 710.425



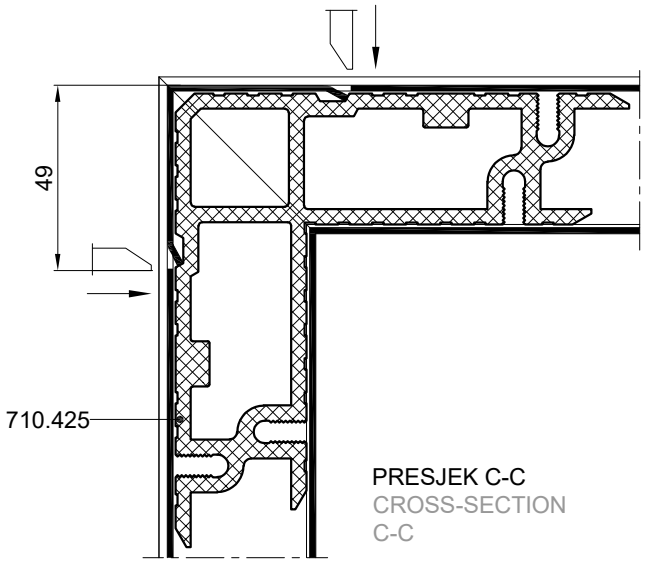
PRESJEK B-B
CROSS-SECTION B-B

Spajanje kutnikom 710.062 uprešavanjem stijenke profila prema kutniku
Corn. brac. connection 710.062 aluminium profile corner crimping



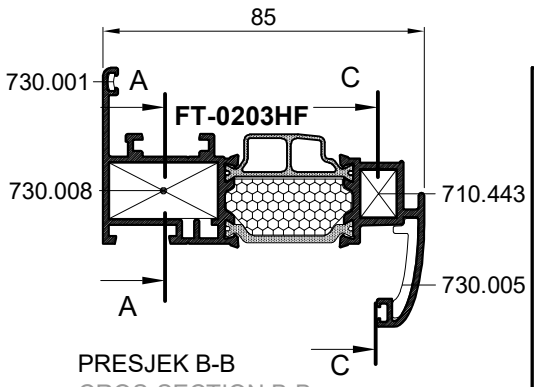
PRESJEK A-A
CROSS-SECTION A-A

Spajanje kutnikom 710.425 uprešavanjem stijenke profila prema kutniku
Corn. brac. connection 710.425 aluminium profile corner crimping

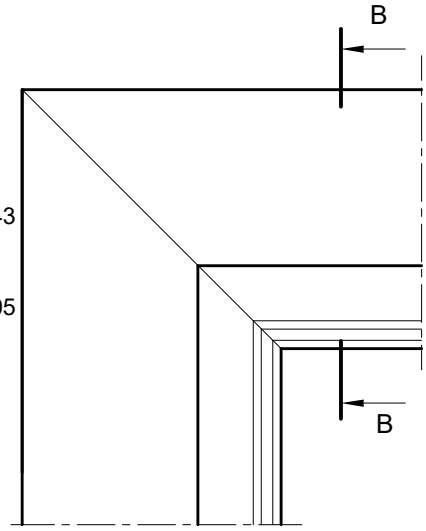


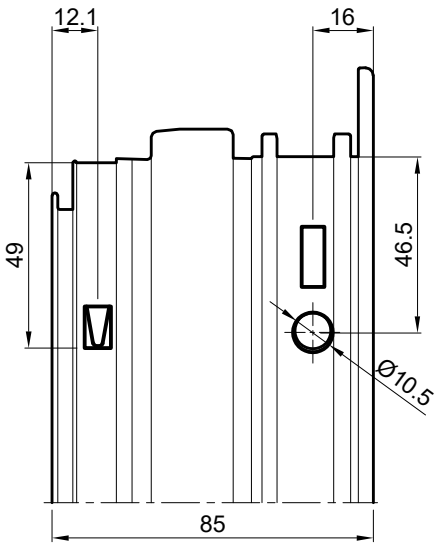
PRESJEK C-C
CROSS-SECTION C-C

SPAJANJE PROFILA FT-0203HF KUTNICIMA; 730.008, 710.443
CONNECTION OF PROFILE FT-0203HF WITH CORCNER BRACKETS; 730.008, 710.443

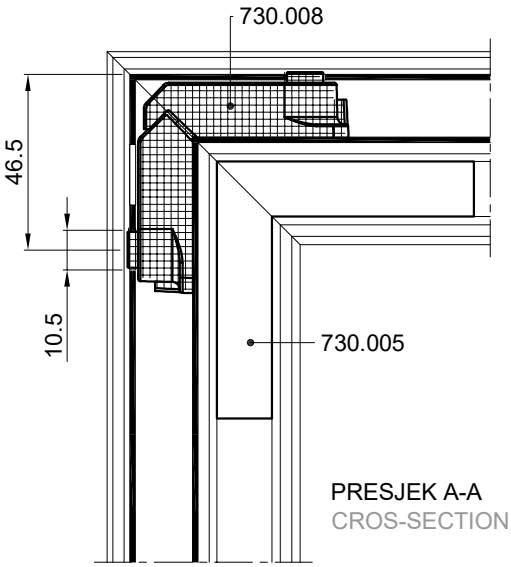


PRESJEK B-B
CROS-SECTION B-B



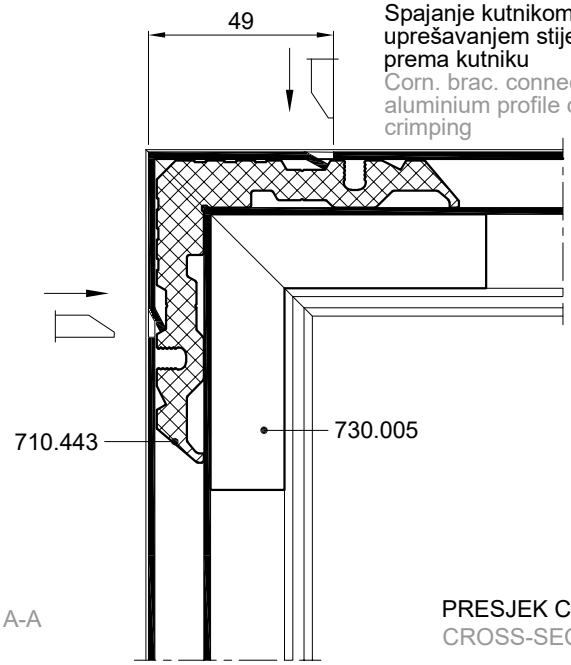


Spajanje kutnikom 730.008 s predobradom štancanja-(štanca S1)
Connectin with corner bracket 730.008 with punching preprocessing-punch S1)



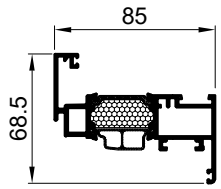
PRESJEK A-A
CROS-SECTION A-A

Spajanje kutnikom 710.443 upresavanjem stijenke profila prema kutniku
Corn. brac. connection 710.443 aluminium profile corner crimping

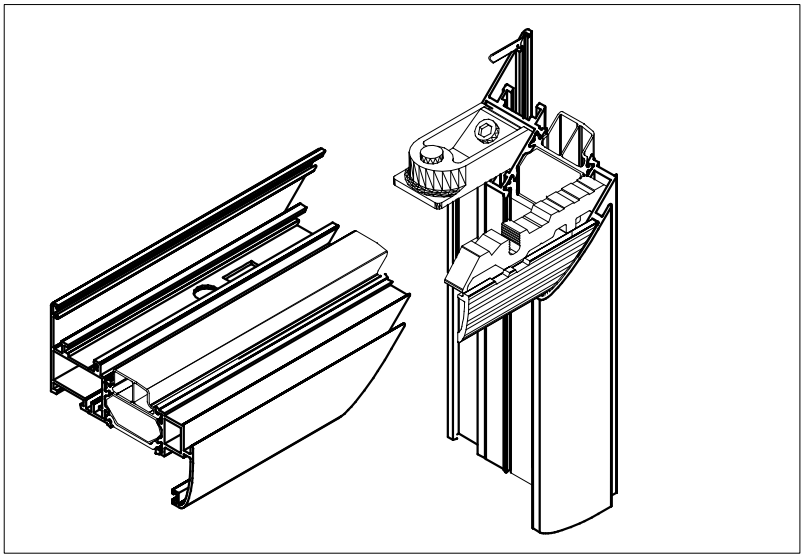


PRESJEK C-C
CROSS-SECTION C-C

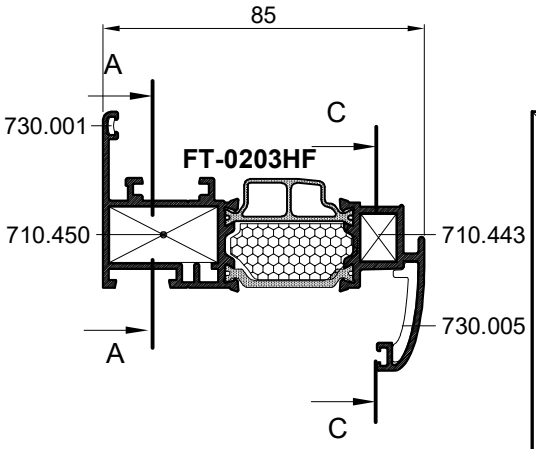
OVAJ RASPORED I NAČIN SPAJANJA KUTNICIMA PRIMJENJIV JE I NA PROFILE FT-**0221HF**
THIS ARRANGEMENT AND BIDING METHOD WITH CORNER BRACKETS IS ALSO APPLICABLE FOR PROFILE **FT-0221HF**



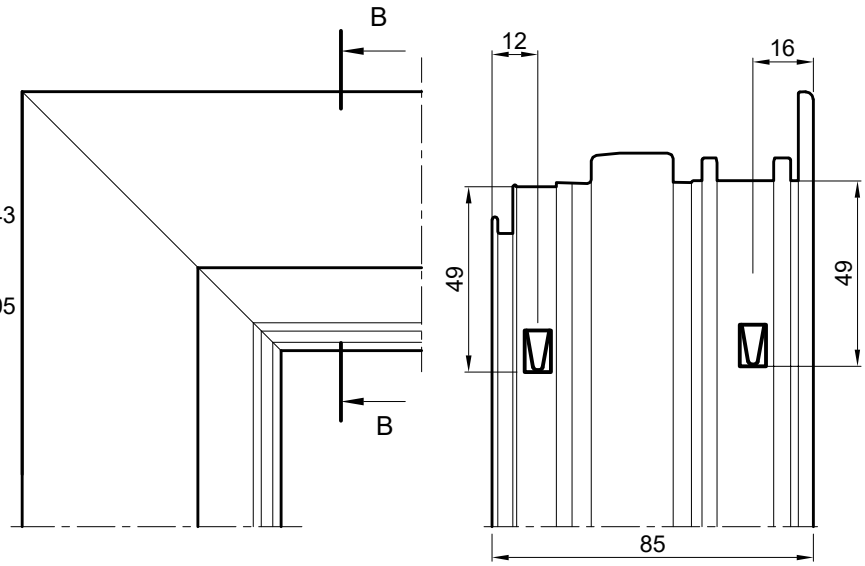
FT-0221HF



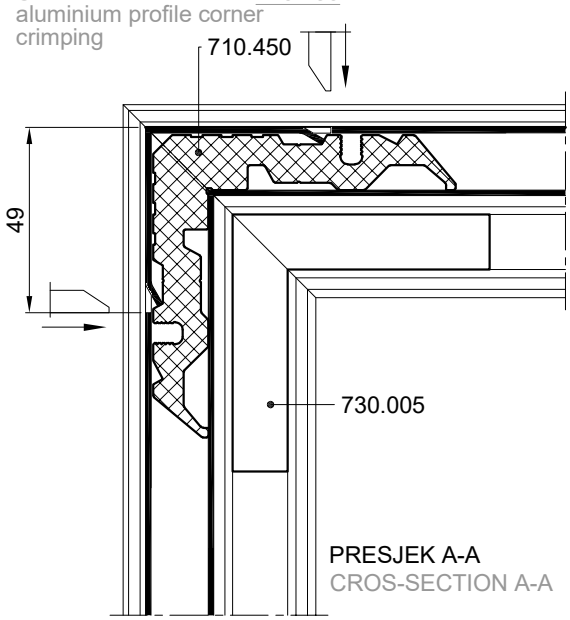
SPAJANJE PROFILA FT-0203HF KUTNICIMA; 710.450, 710.443
CONNECTION OF PROFILE FT-0203HF WITH CORNER BRACKETS; 710.450, 710.443



PRESJEK B-B
CROS-SECTION B-B

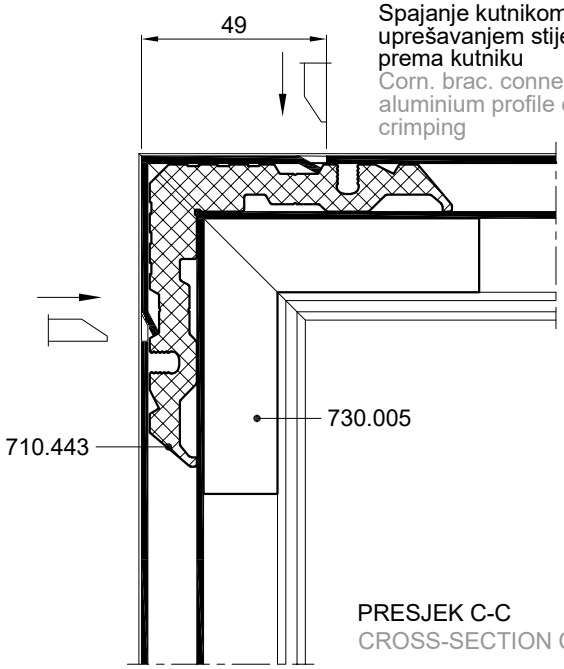


Spajanje kutnikom 710.450 uprešavanjem stijenke profila prema kutniku
Corn. brac. connection 710.450 aluminium profile corner crimping



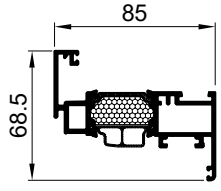
PRESJEK A-A
CROS-SECTION A-A

Spajanje kutnikom 710.443 uprešavanjem stijenke profila prema kutniku
Corn. brac. connection 710.443 aluminium profile corner crimping

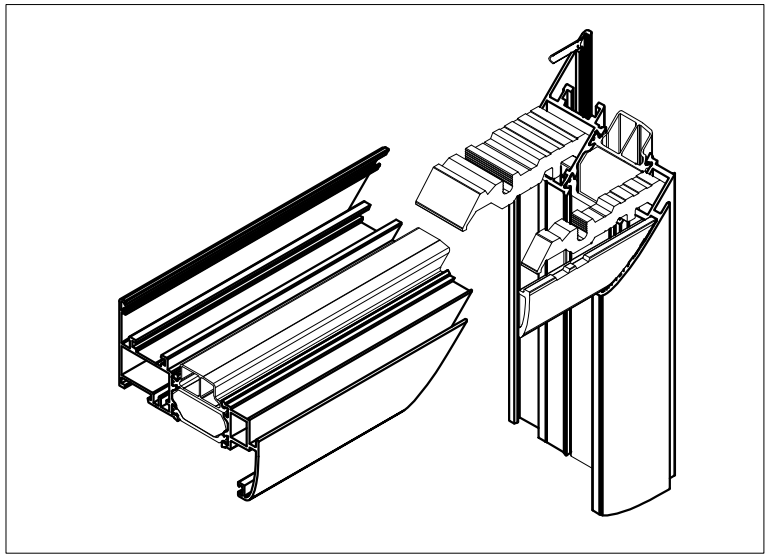


PRESJEK C-C
CROSS-SECTION C-C

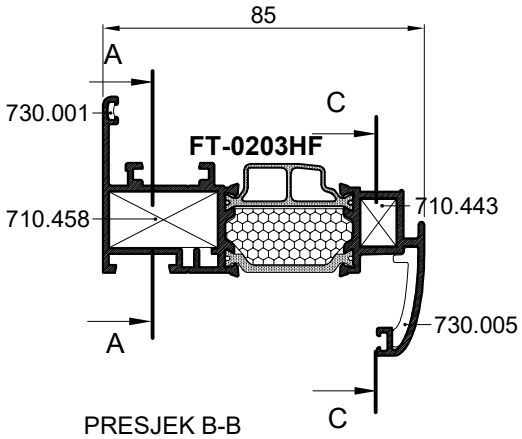
OVAJ RASPORED I NAČIN SPAJANJA KUTNICIMA PRIMJENJIV JE I NA PROFILE FT-**0221HF**
THIS ARRANGEMENT AND BIDING METHOD WITH CORNER BRACKETS IS ALSO APPLICABLE FOR PROFILE **FT-0221HF**



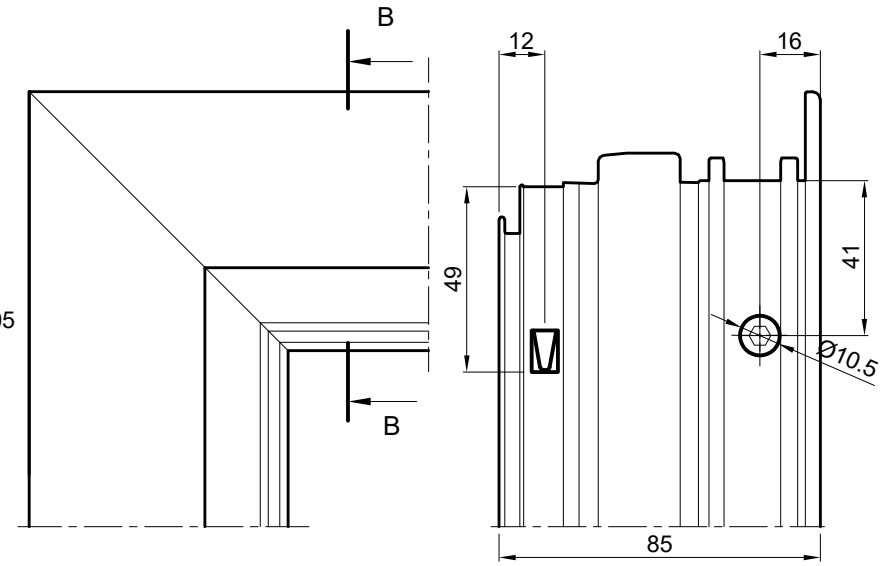
FT-0221HF



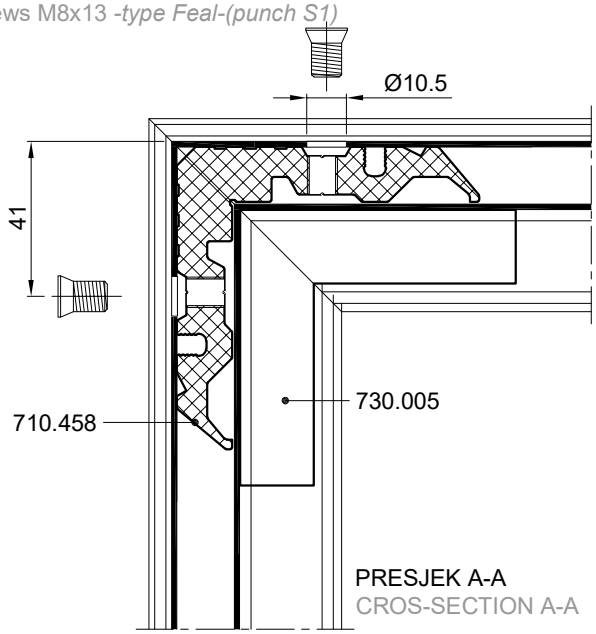
SPAJANJE PROFILA FT-0203HF KUTNICIMA; 710.458, 710.443
CONNECTION OF PROFILE FT-0203HF WITH CORNER BRACKETS; 710.458, 710.443



PRESJEK B-B
CROS-SECTION B-B

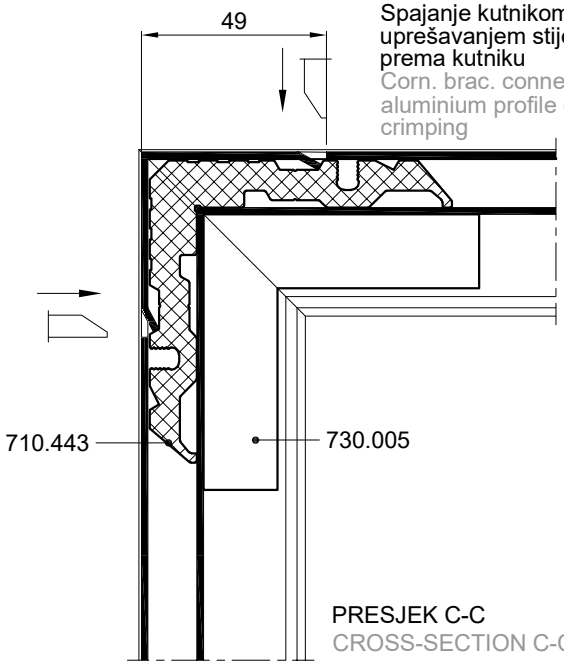


Spajanje kutnikom 710.458
vijcima M8x13 *-tip Feal-(štanca S1)*
Corner bracket connection 710.458
screws M8x13 *-type Feal-(punch S1)*



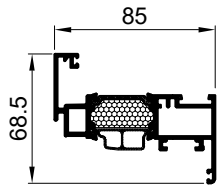
PRESJEK A-A
CROS-SECTION A-A

Spajanje kutnikom 710.443
upresavanjem stijenke profila
prema kutniku
Corn. brac. connection 710.443
aluminium profile corner
crimping

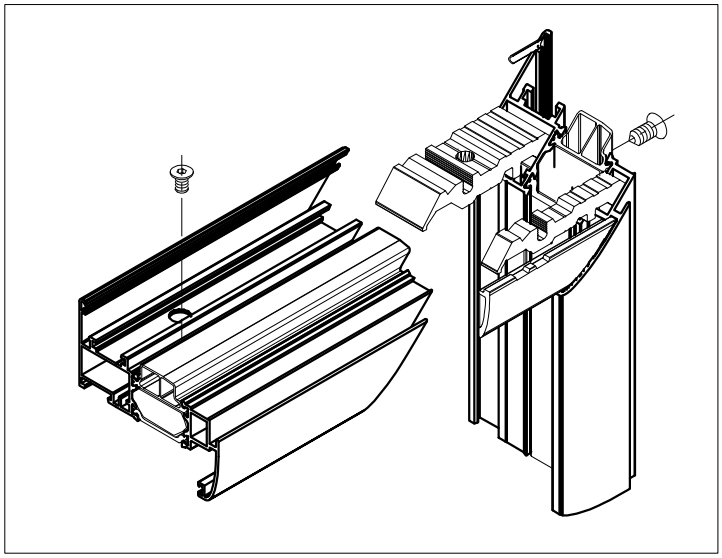


PRESJEK C-C
CROSS-SECTION C-C

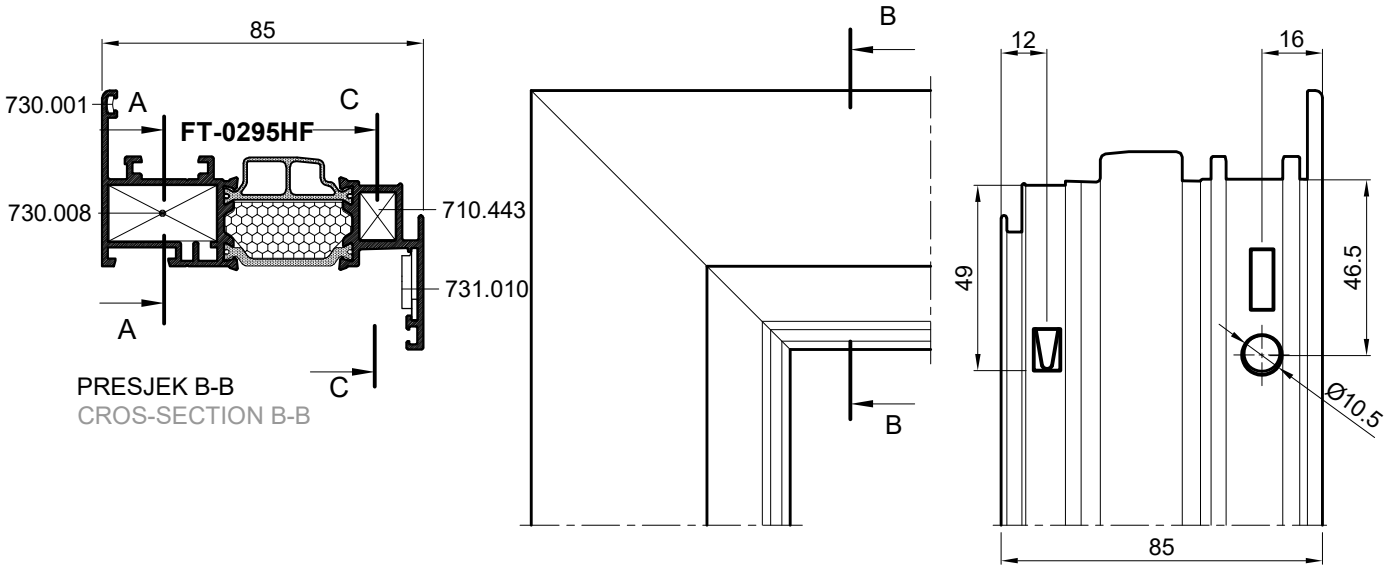
OVAJ RASPORED I NAČIN SPAJANJA
KUTNICIMA PRIMJENJIV JE I NA PROFILE
FT-**0221HF**
THIS ARRANGEMENT AND BIDING METHOD
WITH CORNER BRACKETS IS ALSO
APPLICABLE FOR PROFILE **FT-0221HF**



FT-0221HF

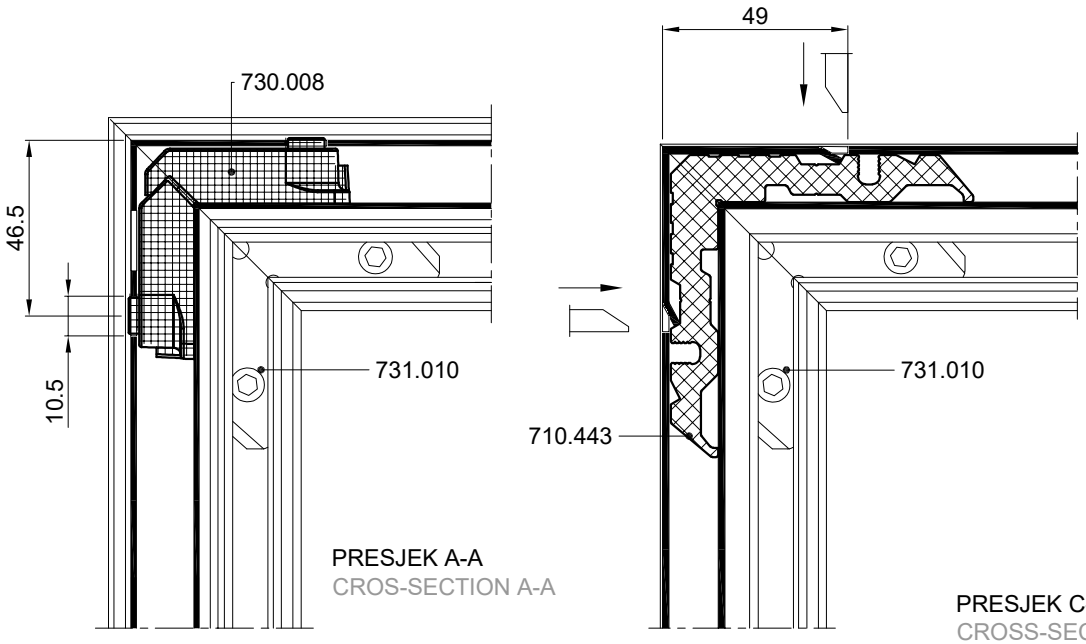


SPAJANJE PROFILA FT-0295HF KUTNICIMA; 730.008, 710.443
CONNECTION OF PROFILE FT-0295
HF WITH CORCNER BRACKETS; 730.008, 710.443

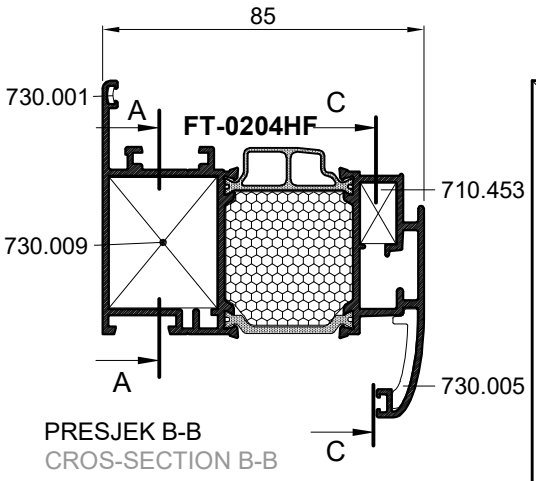


Spajanje kutnikom 730.008 s predobradom štancanja-(štanca S1)
Connectin with corner bracket 730.008 with punching preprocessing-punch S1)

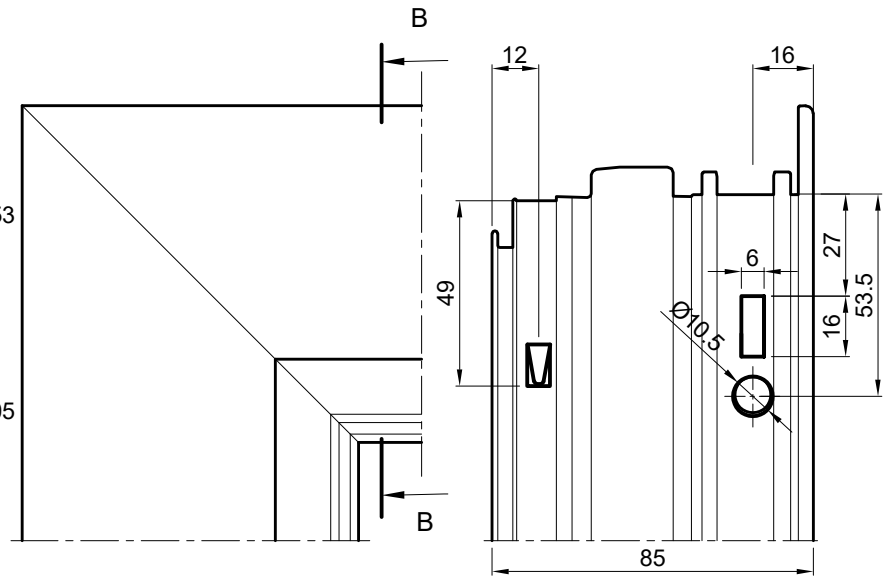
Spajanje kutnikom 710.443 upršavanjem stijenke profila prema kutniku
Corn. brac. connection 710.443 aluminium profile corner crimping



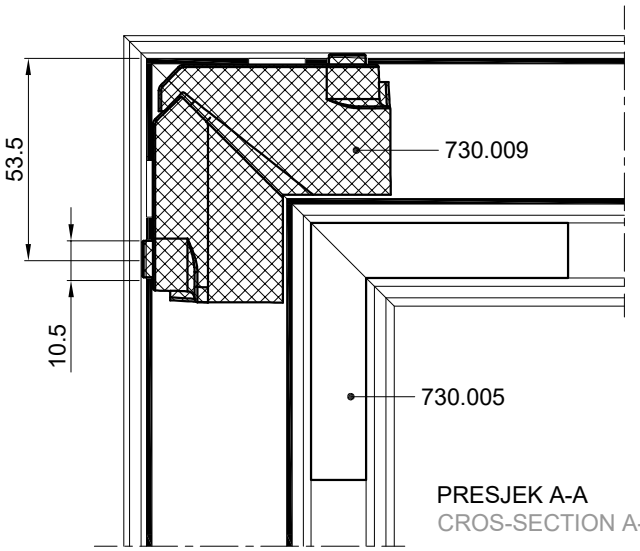
SPAJANJE PROFILA FT-0204HF KUTNICIMA; 730.009, 710.453
CONNECTION OF PROFILE FT-0204HF WITH CORNER BRACKETS; 730.009, 710.453



PRESJEK B-B
CROS-SECTION B-B

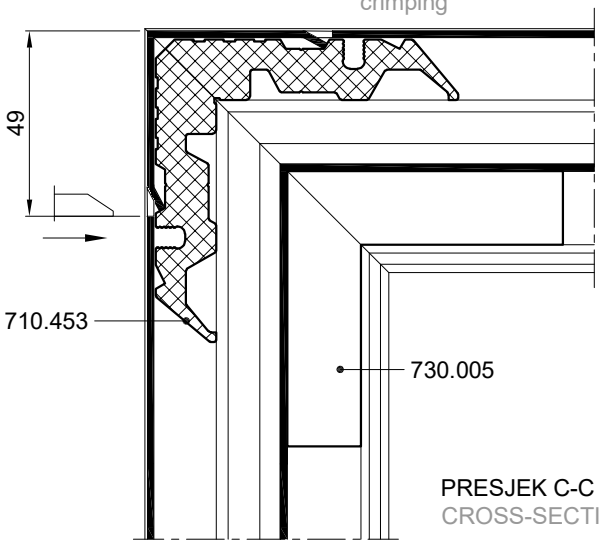


Spajanje kutnikom 730.009 s predobradom štancanja-(štanca S1)
Connectin with corner bracket 730.009 with punching preprocessing-(punch S1)



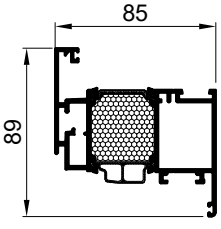
PRESJEK A-A
CROS-SECTION A-A

Spajanje kutnikom 710.453 uprešavanjem stijenke profila prema kutniku
Corn. brac. connection 710.453 aluminium profile corner crimping

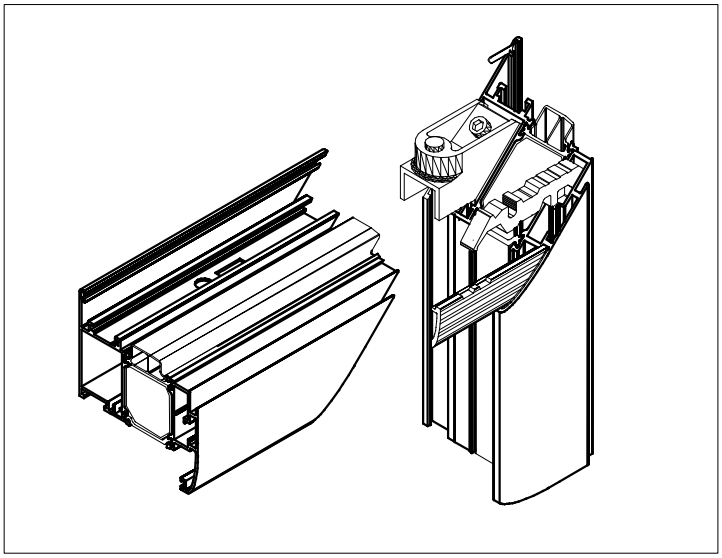


PRESJEK C-C
CROSS-SECTION C-C

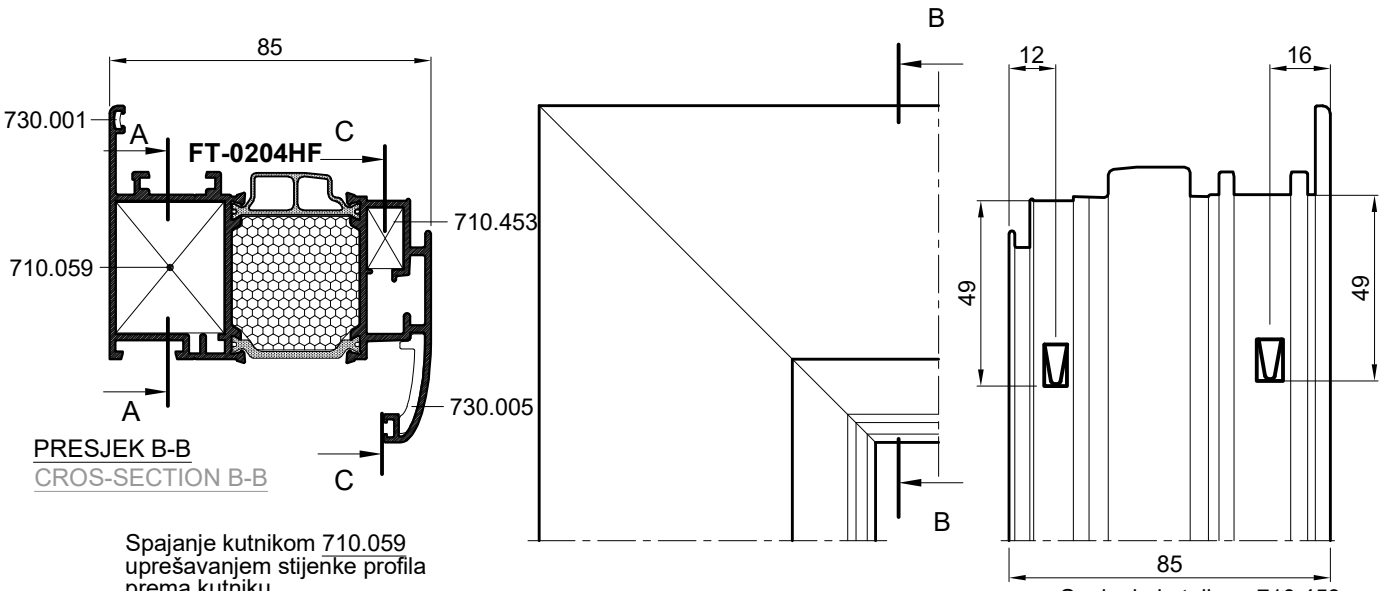
OVAJ RASPORED I NAČIN SPAJANJA KUTNICIMA PRIMJENJIV JE I NA PROFILE FT-**0230HF**
THIS ARRANGEMENT AND BIDING METHOD WITH CORNER BRACKETS IS ALSO APPLICABLE FOR PROFILE **FT-0230HF**



FT-0230HF

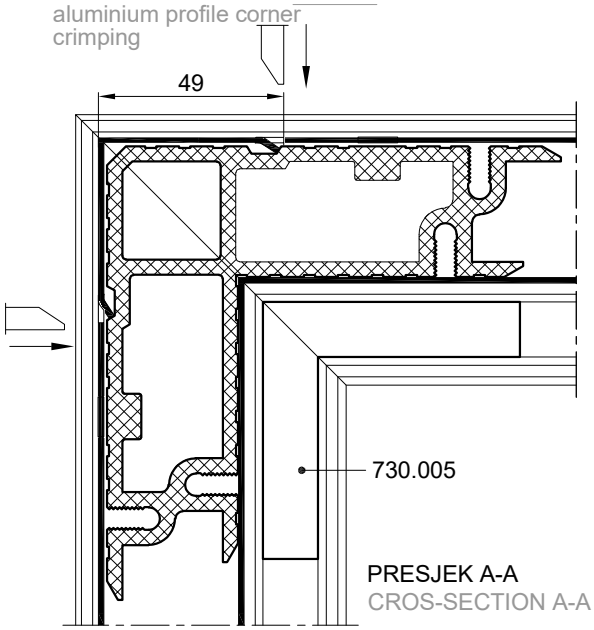


SPAJANJE PROFILA FT-0204HF KUTNICIMA; 710.059, 710.453
CONNECTION OF PROFILES FT-0204HF WITH CORNER BRACKETS; 710.059, 710.453



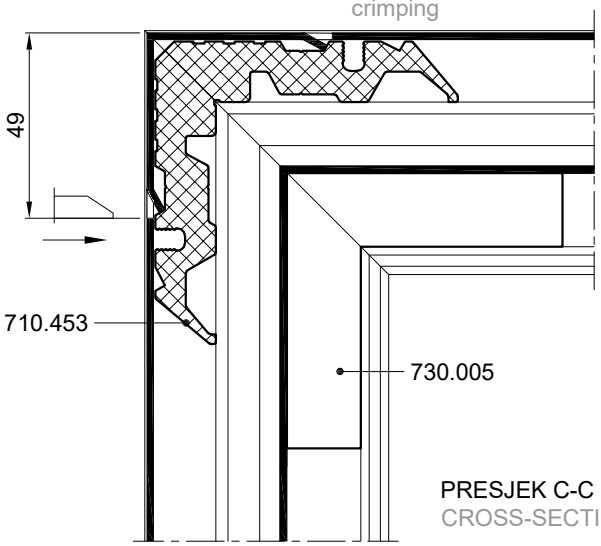
PRESJEK B-B
CROS-SECTION B-B

Spajanje kutnikom 710.059 uprešavanjem stijenke profila prema kutniku
Corn. brac. connection 710.059 aluminium profile corner crimping



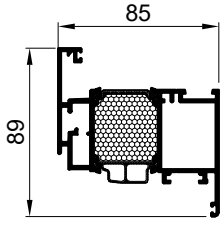
PRESJEK A-A
CROS-SECTION A-A

Spajanje kutnikom 710.453 uprešavanjem stijenke profila prema kutniku
Corn. brac. connection 710.453 aluminium profile corner crimping

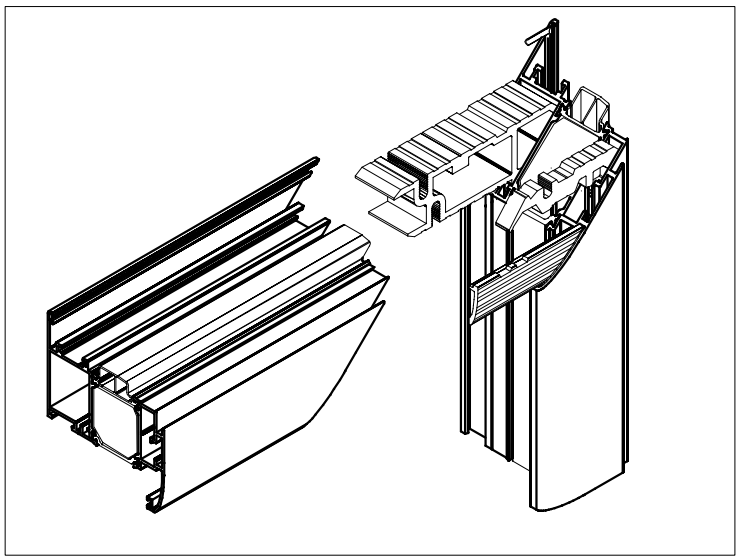


PRESJEK C-C
CROSS-SECTION C-C

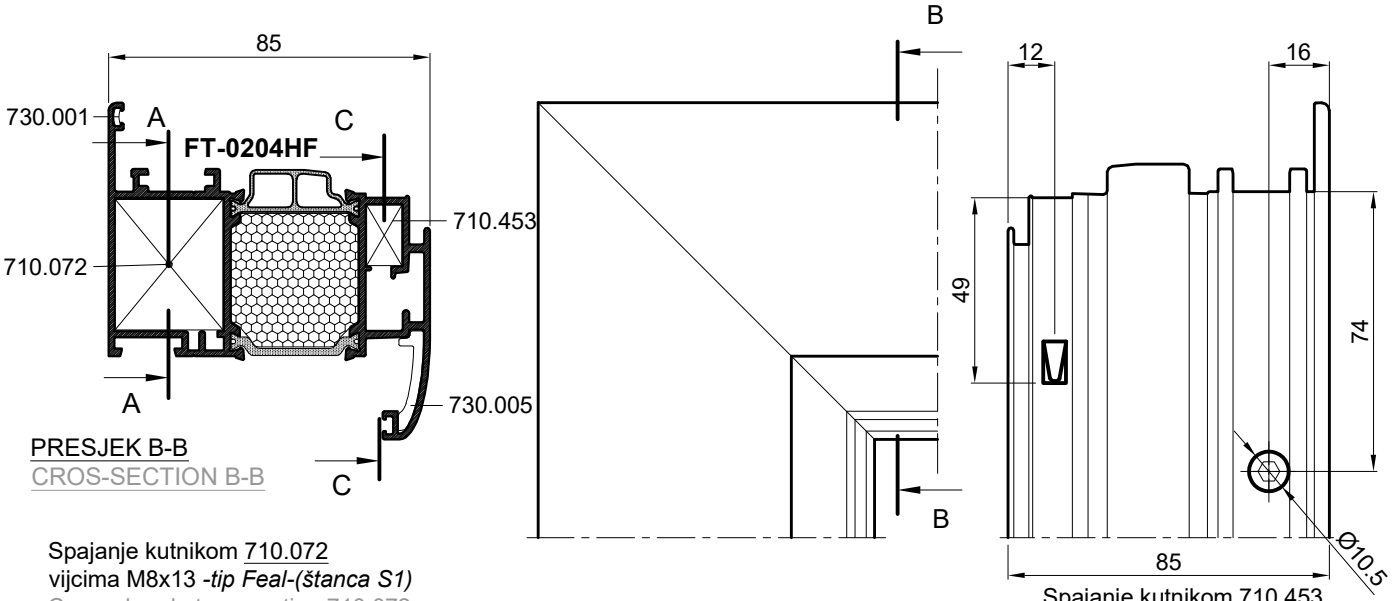
OVAJ RASPORED I NAČIN SPAJANJA KUTNICIMA PRIMJENJIV JE I NA PROFILE FT-**0230HF**
THIS ARRANGEMENT AND BIDING METHOD WITH CORNER BRACKETS IS ALSO APPLICABLE FOR PROFILE **FT-0230HF**



FT-0230HF



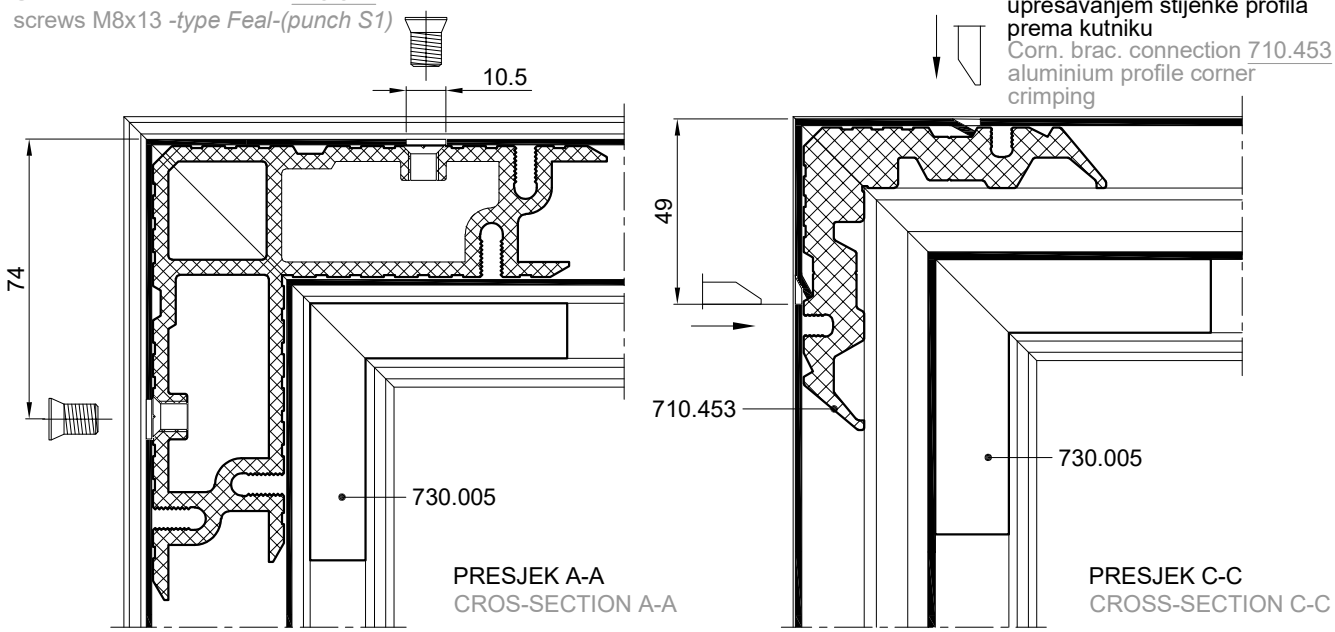
SPAJANJE PROFILA FT-0204HF KUTNICIMA; 710.072, 710.453
CONNECTION OF PROFILE FT-0204HF WITH CORNER BRACKETS; 710.072, 710.453



PRESJEK B-B
CROS-SECTION B-B

Spajanje kutnikom 710.072
vijcima M8x13 *-tip Feal-(štanca S1)*
Corner bracket connection 710.072
screws M8x13 *-type Feal-(punch S1)*

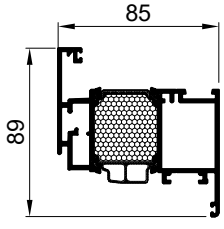
Spajanje kutnikom 710.453
uprešavanjem stijenke profila
prema kutniku
Corn. brac. connection 710.453
aluminium profile corner
crimping



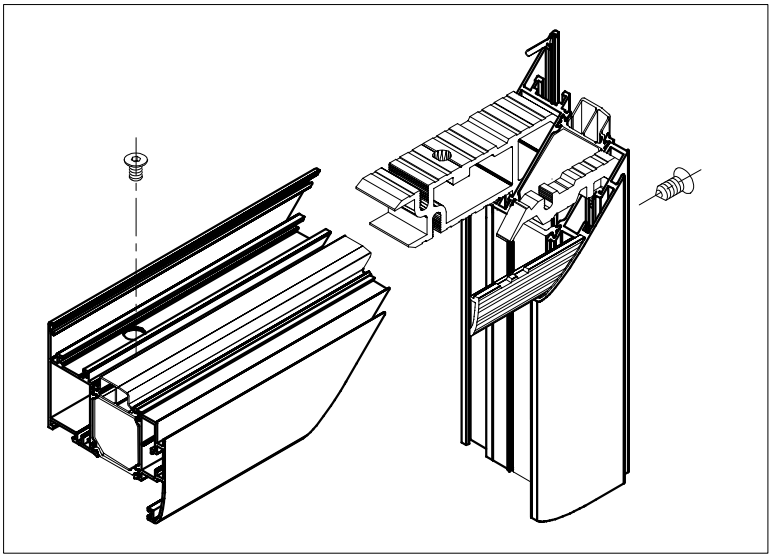
PRESJEK A-A
CROS-SECTION A-A

PRESJEK C-C
CROSS-SECTION C-C

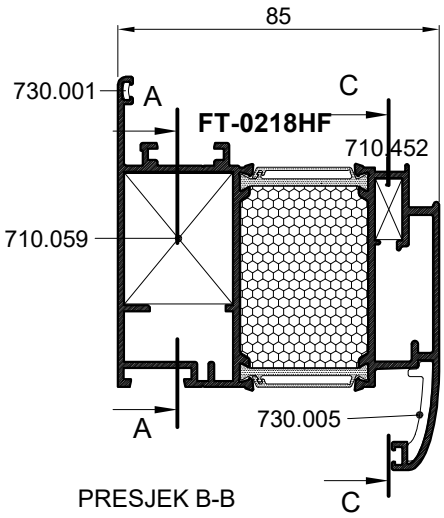
OVAJ RASPORED I NAČIN SPAJANJA KUTNICIMA PRIMJENJIV JE I NA PROFILE FT-**0230HF**
THIS ARRANGEMENT AND BIDING METHOD WITH CORNER BRACKETS IS ALSO APPLICABLE FOR PROFILE **FT-0230HF**



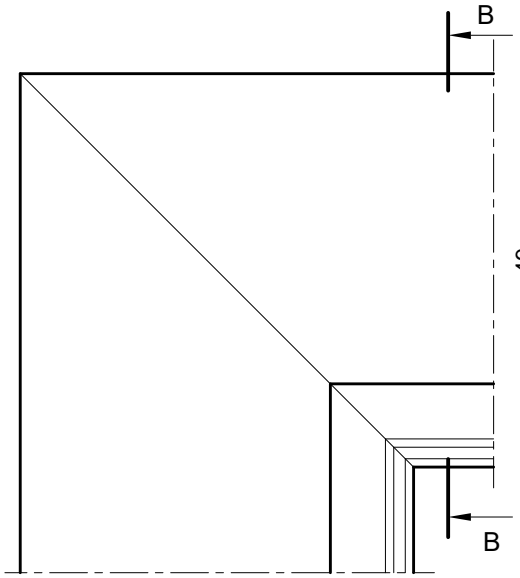
FT-0230HF

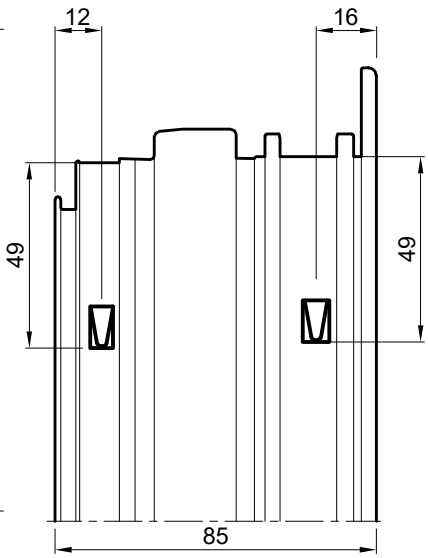


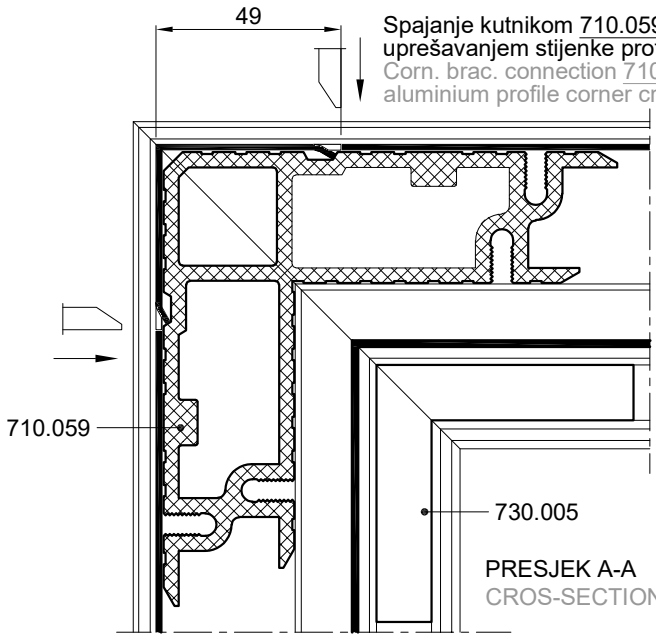
SPAJANJE PROFILA FT-0218HF KUTNICIMA; 710.059, 710.452
CONNECTION OF PROFILE FT-0218HF WITH CORNER BRACKETS; 710.059, 710.452



PRESJEK B-B
CROS-SECTION B-B

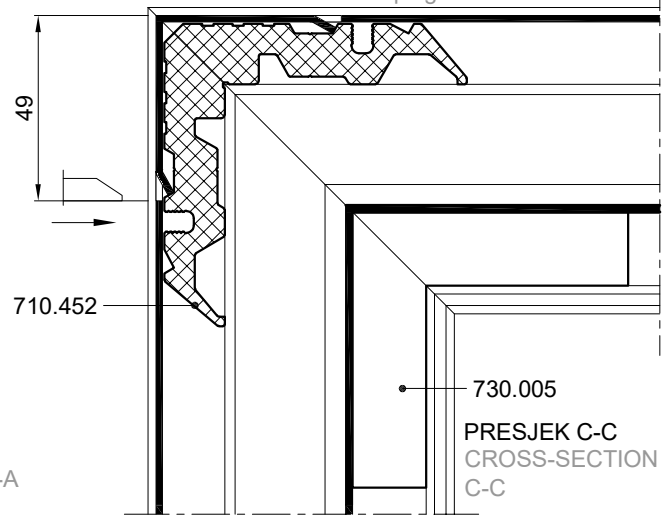






Spajanje kutnikom 710.059
uprešavanjem stijenke profila prema kutniku
Corn. brac. connection 710.059
aluminium profile corner crimping

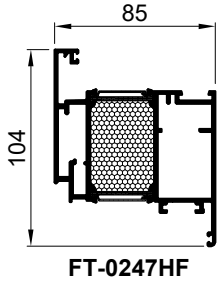
PRESJEK A-A
CROS-SECTION A-A



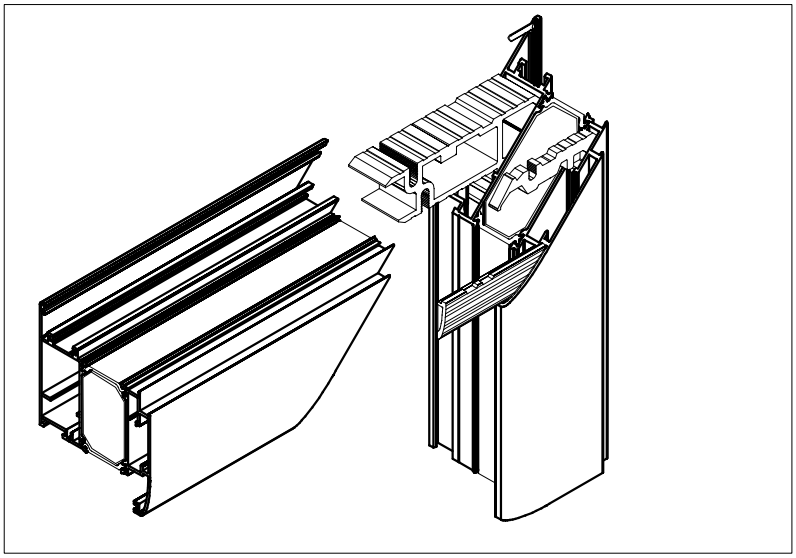
Spajanje kutnikom 710.452
uprešavanjem stijenke profila prema kutniku
Corn. brac. connection 710.452
aluminium profile corner crimping

PRESJEK C-C
CROSS-SECTION C-C

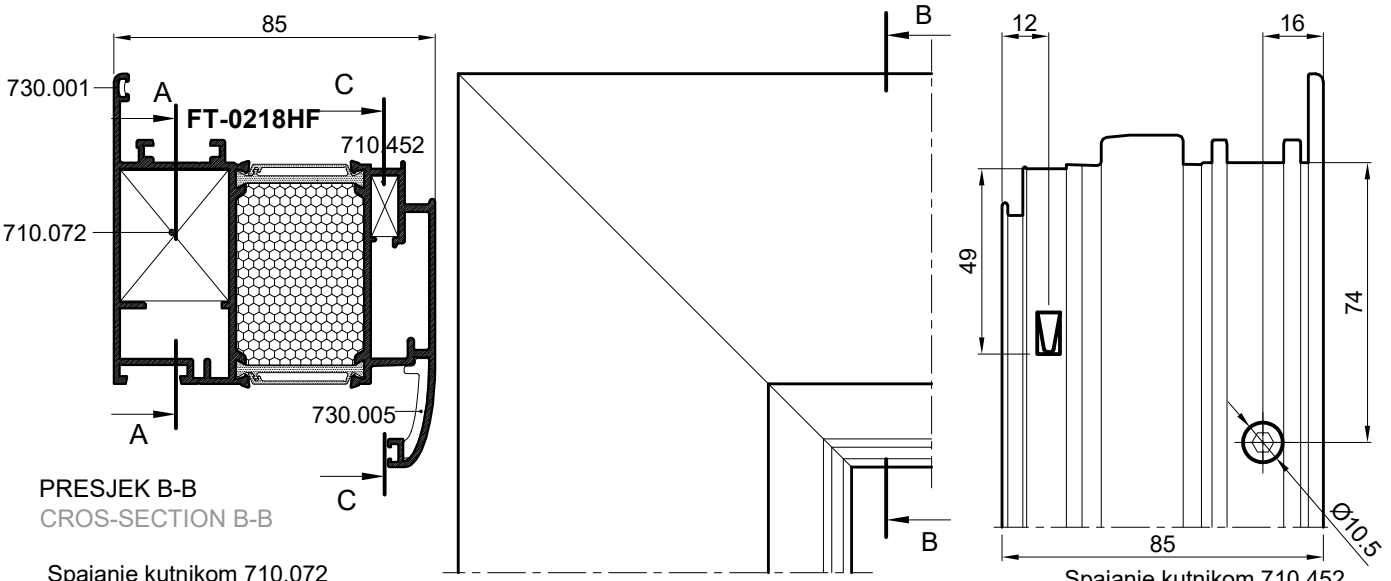
OVAJ RASPORED I NAČIN SPAJANJA KUTNICIMA PRIMJENJIV JE I NA PROFILE FT-**0247HF**
THIS ARRANGEMENT AND BIDING METHOD WITH CORNER BRACKETS IS ALSO APPLICABLE FOR PROFILE **FT-0247HF**



FT-0247HF



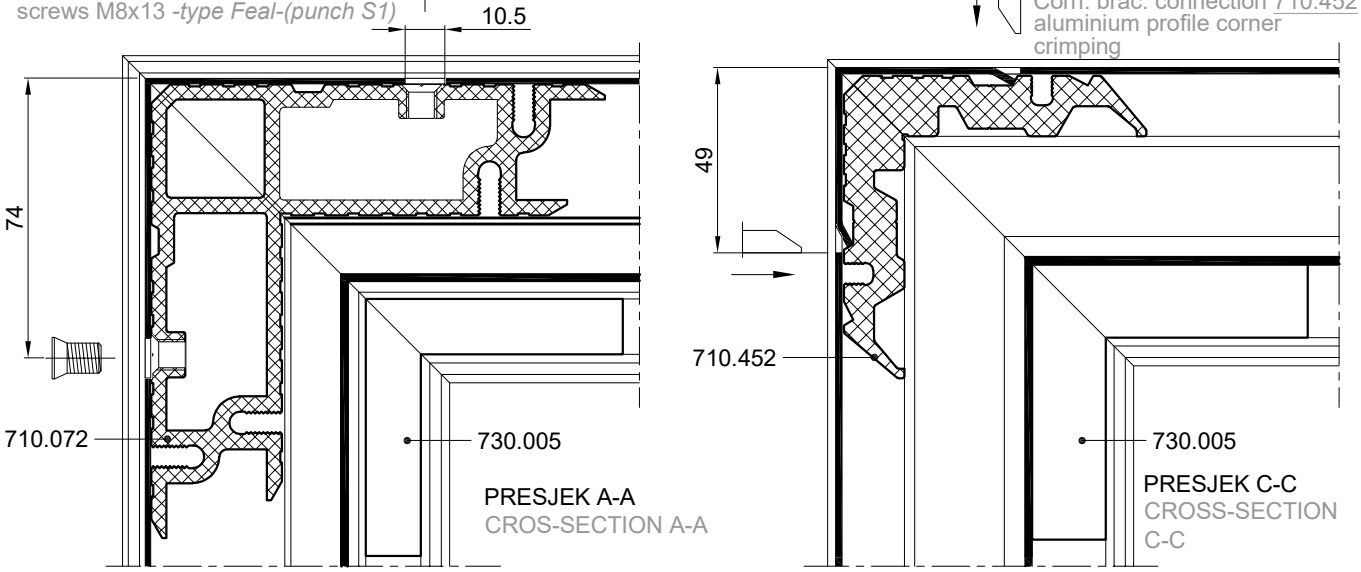
SPAJANJE PROFILA FT-0218HF KUTNICIMA; 710.072, 710.452
CONNECTION OF PROFILES FT-0218HF WITH CORNER BRACKETS; 710.072, 710.452



PRESJEK B-B
CROS-SECTION B-B

Spajanje kutnikom 710.072
vijcima M8x13 *-tip Feal-(štanca S1)*
Corner bracket connection 710.072
screws M8x13 *-type Feal-(punch S1)*

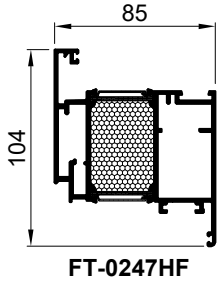
Spajanje kutnikom 710.452
uprešavanjem stijenke profila prema kutniku
Corn. brac. connection 710.452
aluminium profile corner crimping



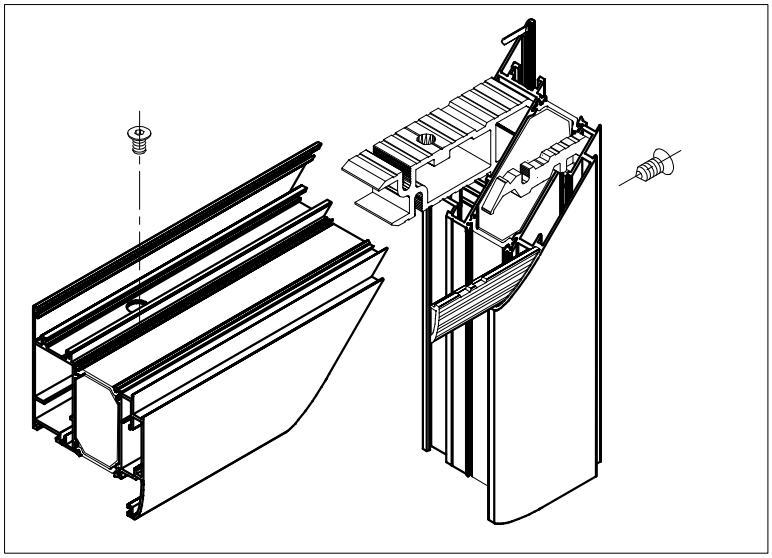
PRESJEK A-A
CROS-SECTION A-A

PRESJEK C-C
CROSS-SECTION C-C

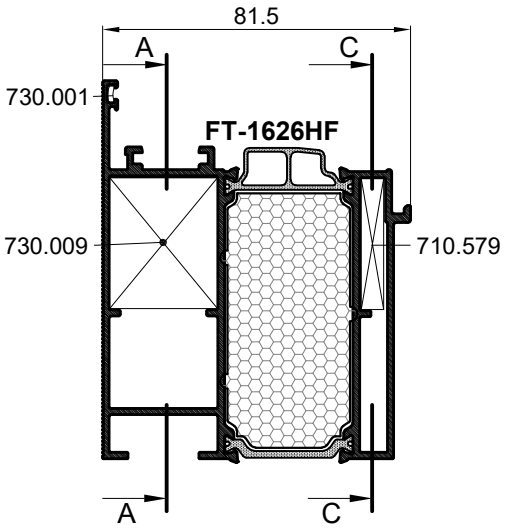
OVAJ RASPORED I NAČIN SPAJANJA KUTNICIMA PRIMJENJIV JE I NA PROFILE FT-**0247HF**
THIS ARRANGEMENT AND BIDING METHOD WITH CORNER BRACKETS IS ALSO APPLICABLE FOR PROFILE **FT-0247HF**



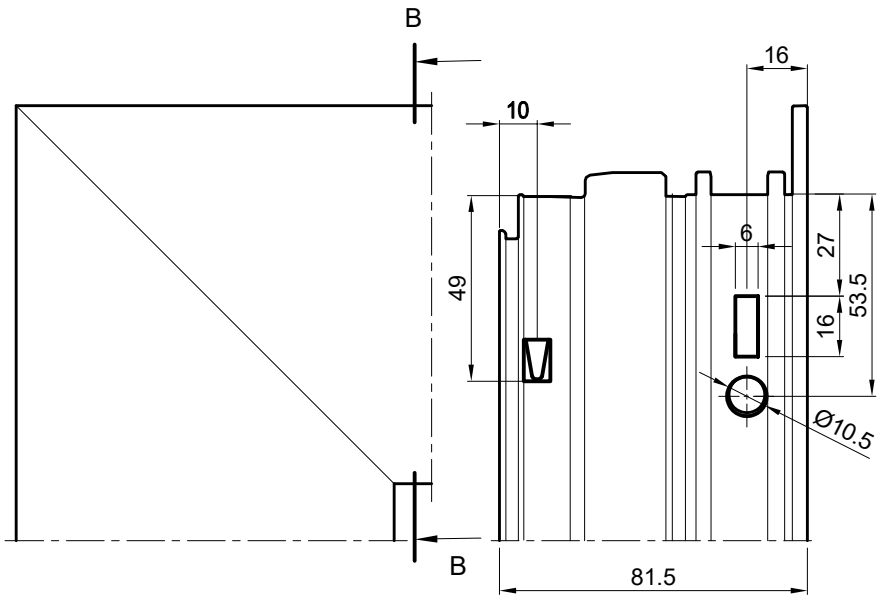
FT-0247HF



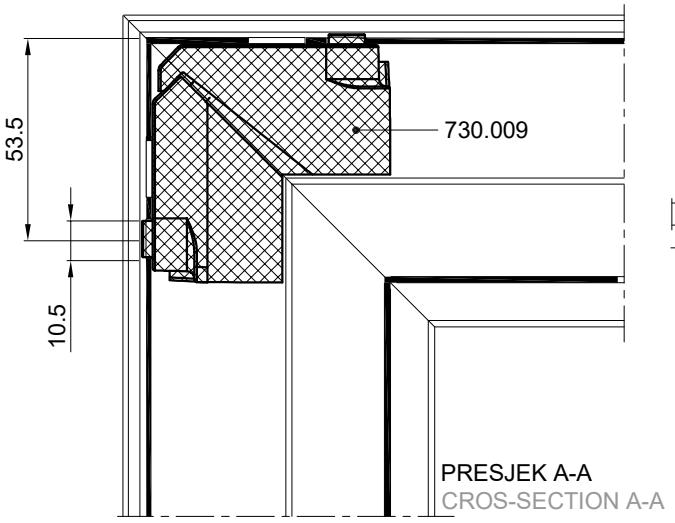
SPAJANJE PROFILA FT-1626HF KUTNIKOM 730.009
CONNECTION OF PROFILE FT-1626HF WITH CORNER BRACKET 730.009



PRESJEK B-B
CROS-SECTION B-B

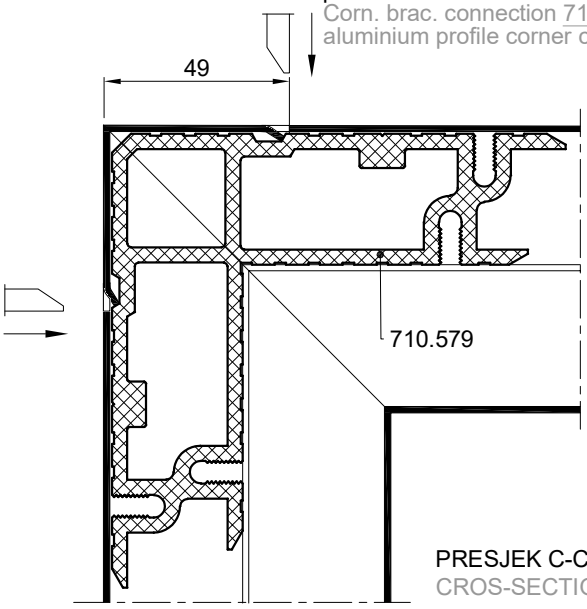


Spajanje kutnikom 730.009 s predobradom štancanja-(štanca S1)
Connectin with corner bracket 730.009 with punching preprocessing-(punch S1)

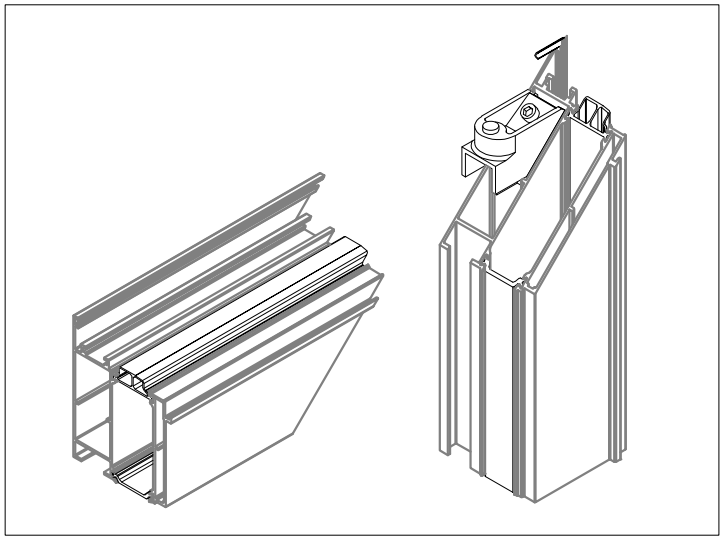


PRESJEK A-A
CROS-SECTION A-A

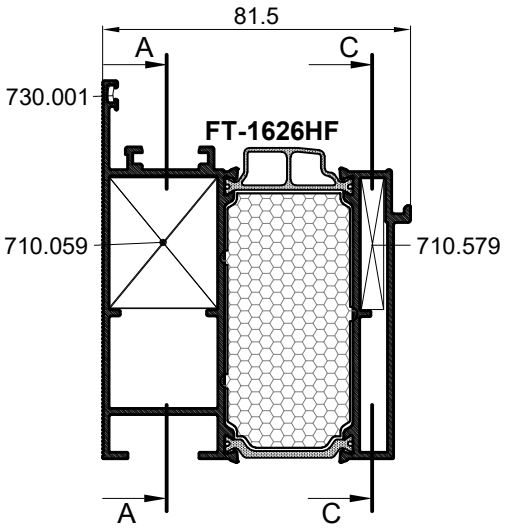
Spajanje kutnikom 710.579 uprešavanjem stijenke profila prema kutniku
Corn. brac. connection 710.579 aluminium profile corner crimping



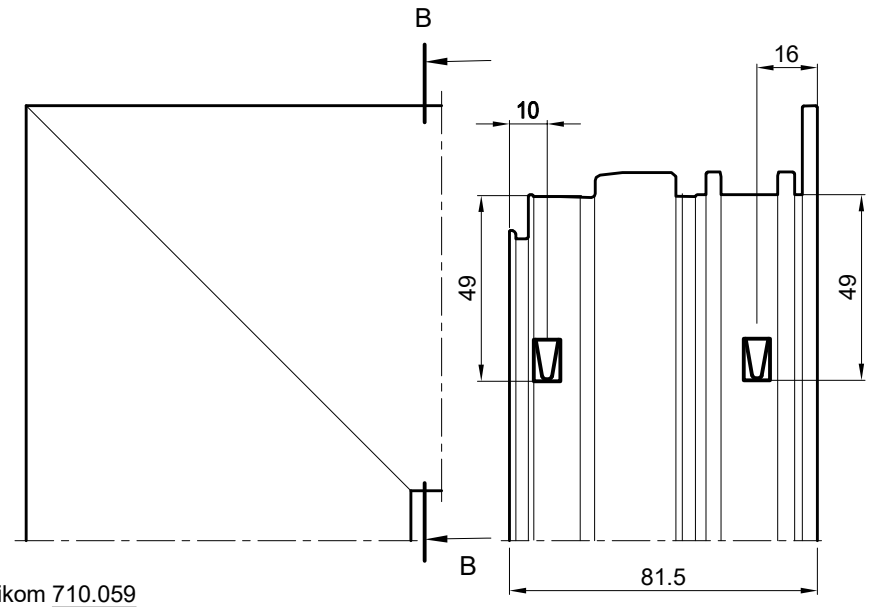
PRESJEK C-C
CROS-SECTION C-C



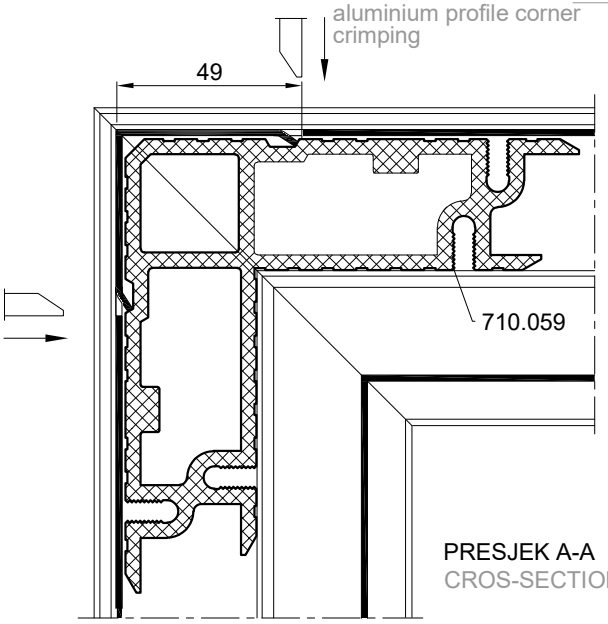
SPAJANJE PROFILA FT-1626HF KUTNIKOM 710.059
CONNECTION OF PROFILE FT-1626HF WITH CORNER BRACKET 710.059



PRESJEK B-B
CROS-SECTION B-B

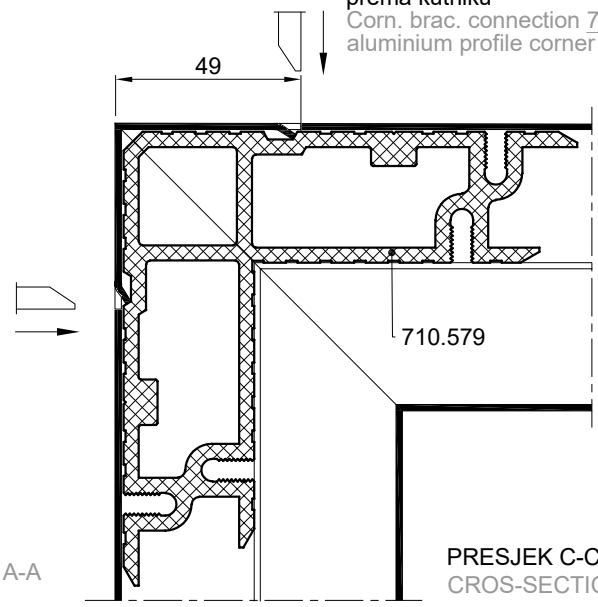


Spajanje kutnikom 710.059 uprešavanjem stijenke profila prema kutniku
Corn. brac. connection 710.059 aluminium profile corner crimping

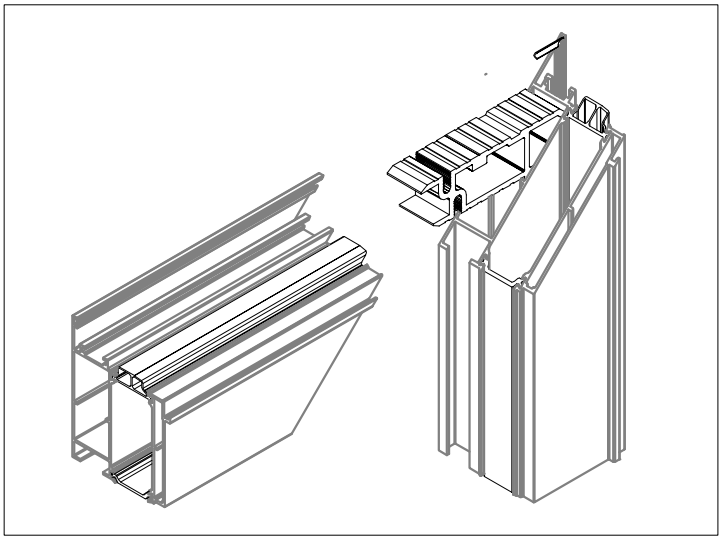


PRESJEK A-A
CROS-SECTION A-A

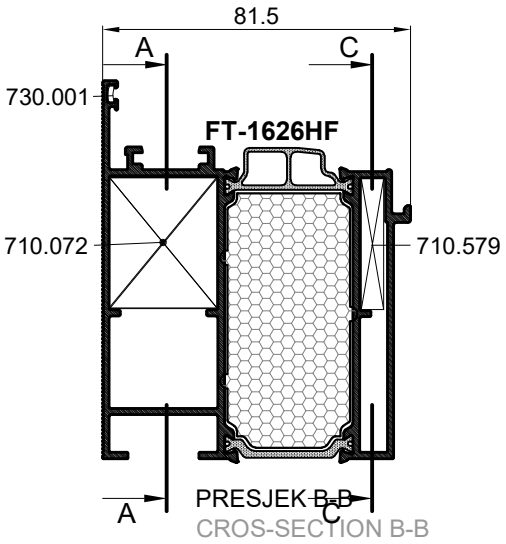
Spajanje kutnikom 710.579 uprešavanjem stijenke profila prema kutniku
Corn. brac. connection 710.579 aluminium profile corner crimping



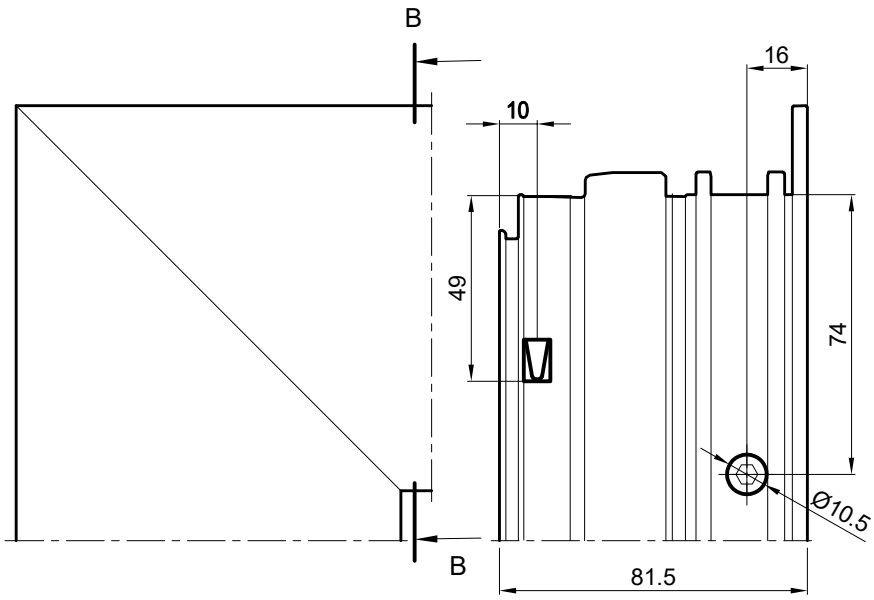
PRESJEK C-C
CROS-SECTION C-C



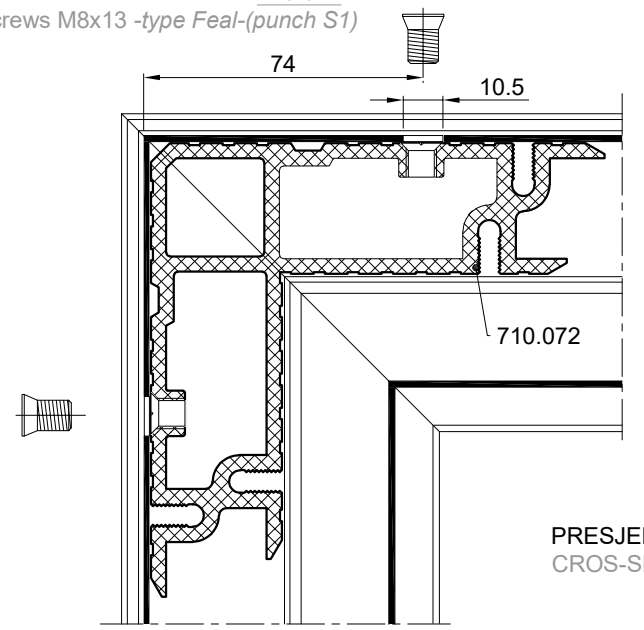
SPAJANJE PROFILA FT-1626HF KUTNIKOM 710.072
CONNECTION OF PROFILE FT-1626HF WITH CORNER BRACKET 710.072



PRESJEK B-B
CROS-SECTION B-B

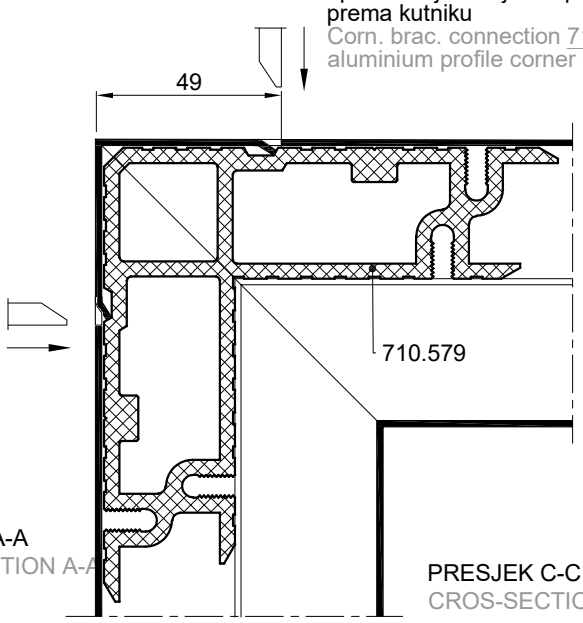


Spajanje kutnikom 710.072
vijcima M8x13 *-tip Feal-(štanca S1)*
Corner bracket connection 710.072
screws M8x13 *-type Feal-(punch S1)*

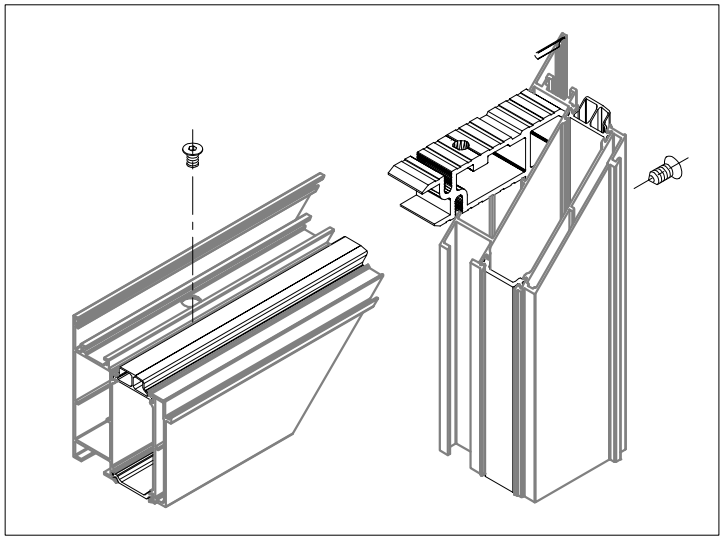


PRESJEK A-A
CROS-SECTION A-A

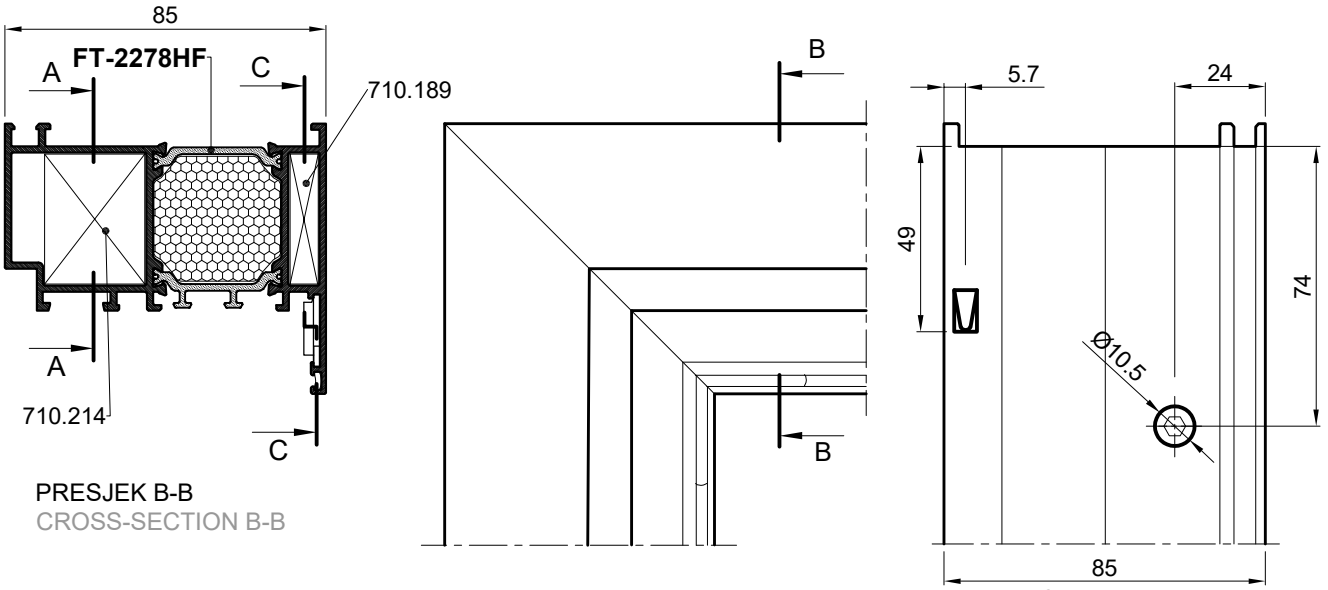
Spajanje kutnikom 710.579
uprešavanjem stijenke profila
prema kutniku
Corn. brac. connection 710.579
aluminium profile corner crimping



PRESJEK C-C
CROS-SECTION C-C

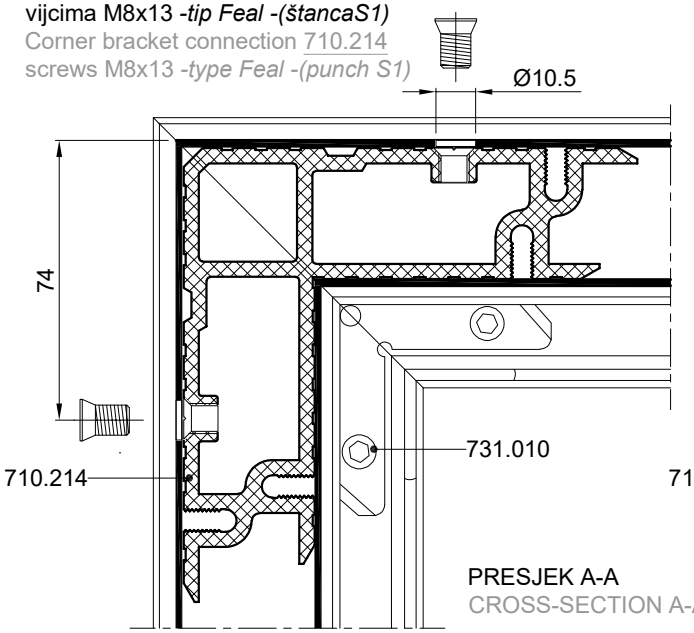


SPAJANJE PROFILA **FT-2278HF** KUTNICIMA 710.214, 710.189
CONNECTION OF PROFILE **FT-2278HF** WITH CORNER BRACKETS 710.214, 710.189



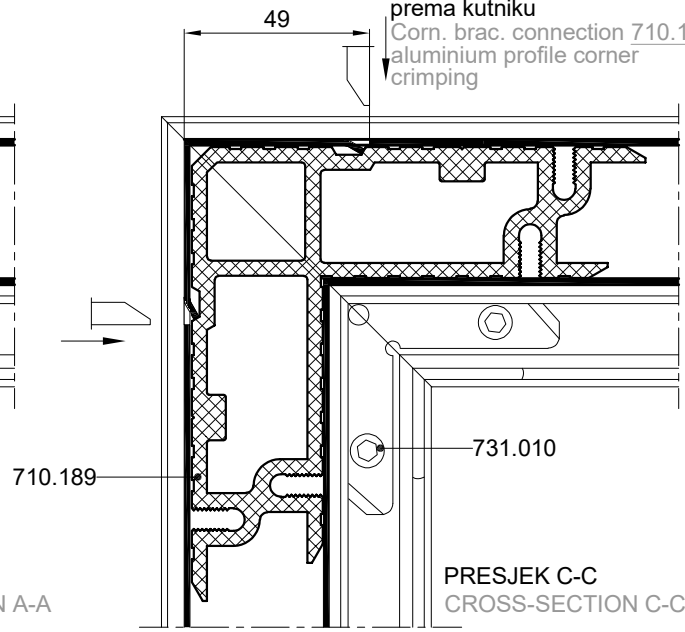
PRESJEK B-B
CROSS-SECTION B-B

Spajanje kutnikom 710.214
vijcima M8x13 *-tip Feal -(štancaS1)*
Corner bracket connection 710.214
screws M8x13 *-type Feal -(punch S1)*

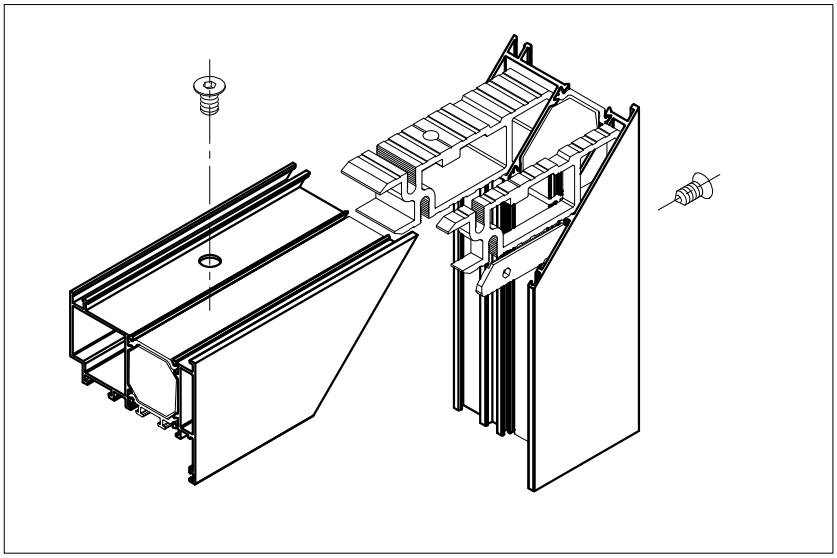


PRESJEK A-A
CROSS-SECTION A-A

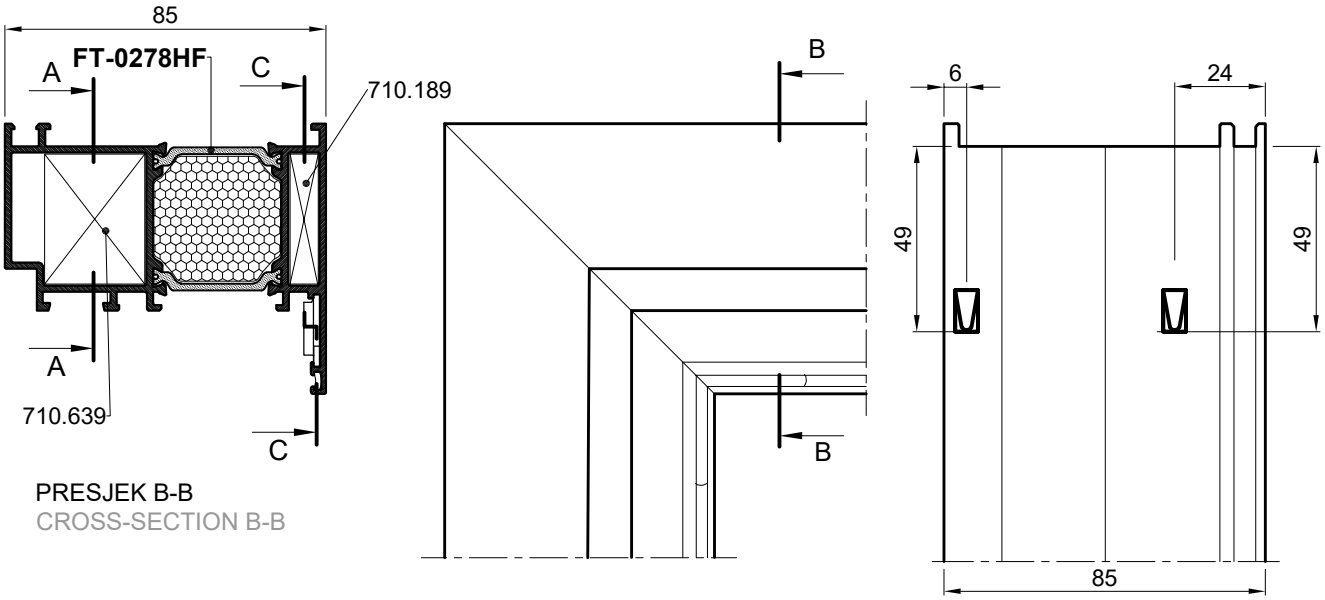
Spajanje kutnikom 710.189
uprešavanjem stijenke profila prema kutniku
Corn. brac. connection 710.189
aluminium profile corner crimping



PRESJEK C-C
CROSS-SECTION C-C

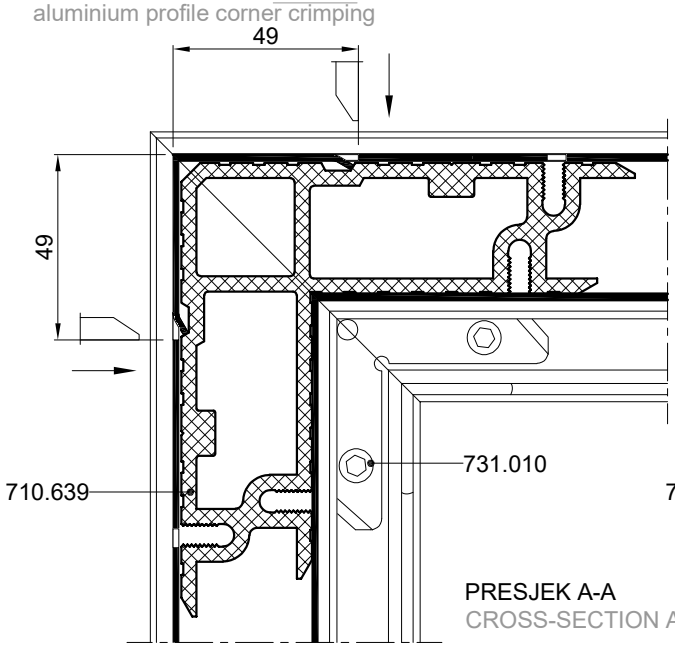


SPAJANJE PROFILA **FT-0278HF** KUTNICIMA 710.639, 710.189
CONNECTION OF PROFILE **FT-0278HF** WITH CORNER BRACKETS 710.639, 710.189



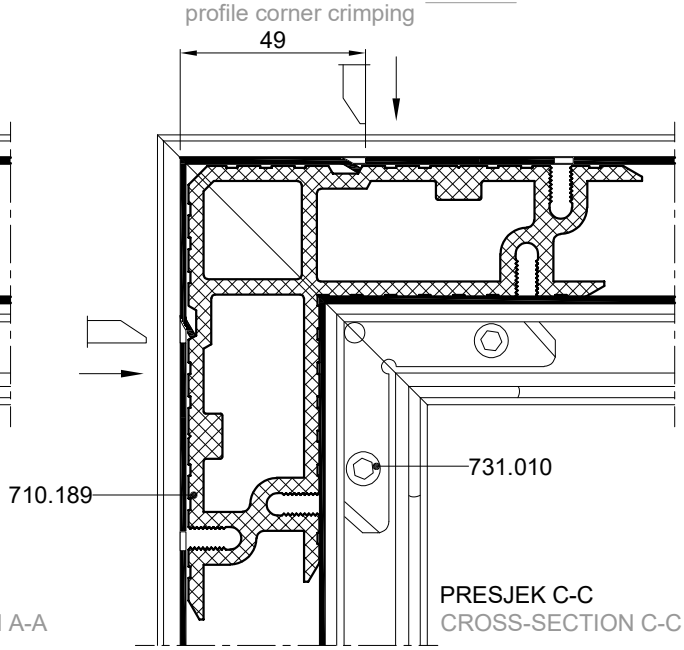
PRESJEK B-B
CROSS-SECTION B-B

Spajanje kutnikom 710.639
uprešavanjem stijenke profila prema kutniku
Corn. brac. connection 710.639
aluminium profile corner crimping

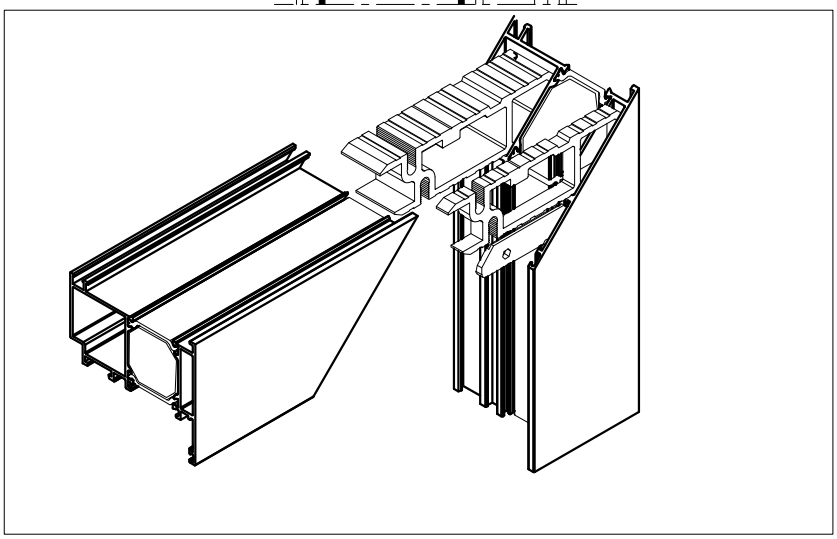


PRESJEK A-A
CROSS-SECTION A-A

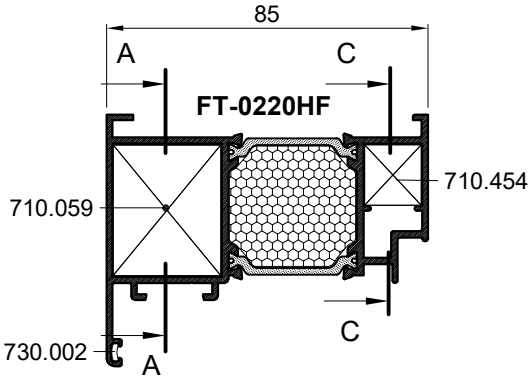
Spajanje kutnikom 710.189 uprešavanjem stijenke profila prema kutniku
Corn. brac. connection 710.189 aluminium profile corner crimping



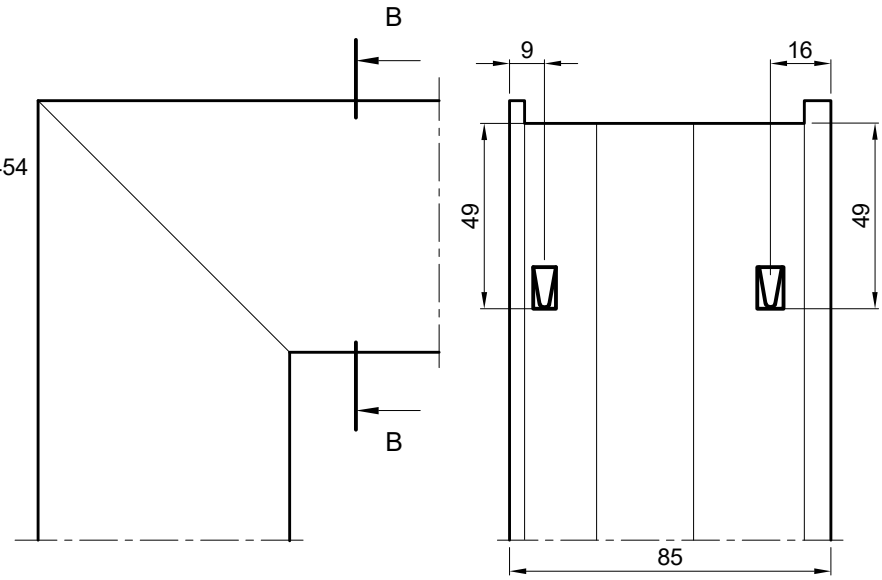
PRESJEK C-C
CROSS-SECTION C-C



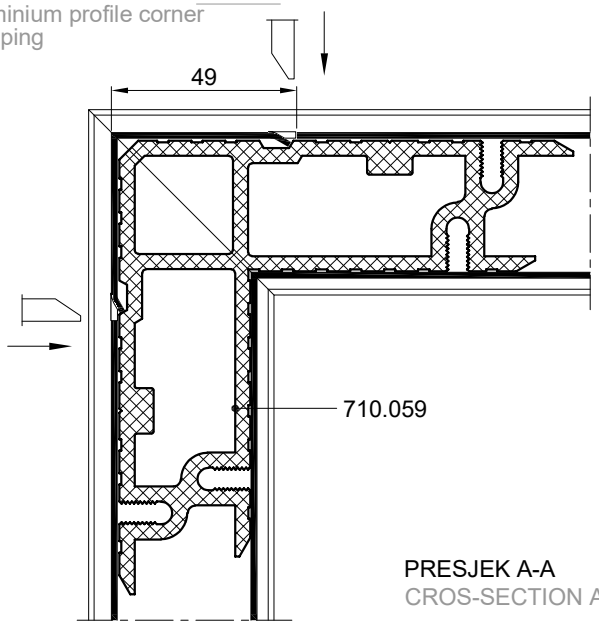
SPAJANJE PROFILA FT-0220HF KUTNICIMA; 710.059, 710.454
CONNECTION OF PROFILE FT-0220HF WITH CORNER BRACKETS; 710.059, 710.454



PRESJEK B-B
CROS-SECTION B-B

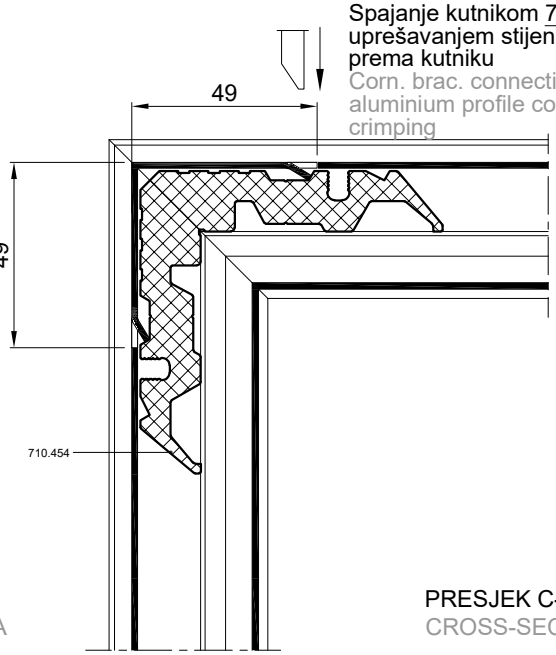


Spajanje kutnikom 710.059 uprešavanjem stijenke profila prema kutniku
Corn. brac. connection 710.059 aluminium profile corner crimping

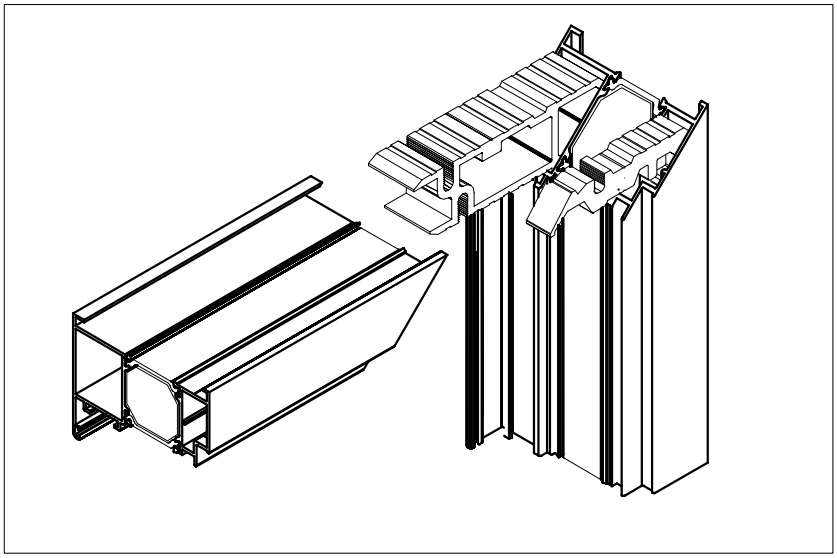


PRESJEK A-A
CROS-SECTION A-A

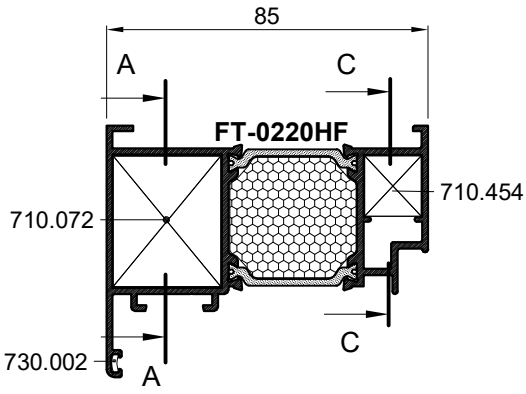
Spajanje kutnikom 710.454 uprešavanjem stijenke profila prema kutniku
Corn. brac. connection 710.454 aluminium profile corner crimping

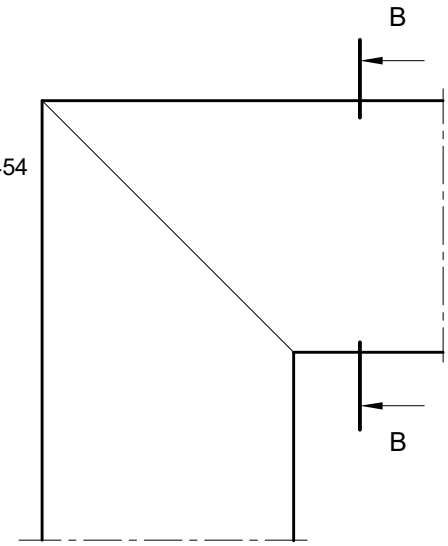


PRESJEK C-C
CROSS-SECTION C-C

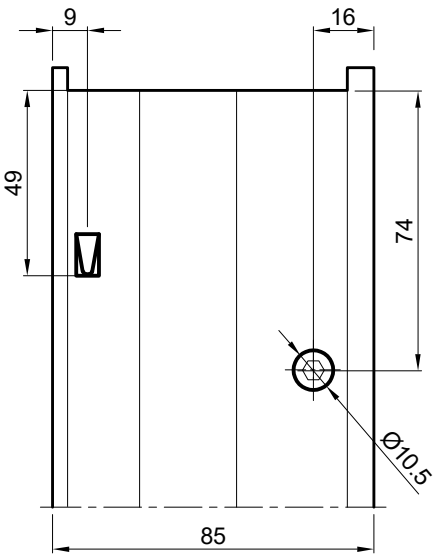


SPAJANJE PROFILA FT-0220HF KUTNICIMA; 710.072, 710.454
CONNECTION OF PROFILE FT-0220HF WITH CORNER BRACKETS; 710.072, 710.454

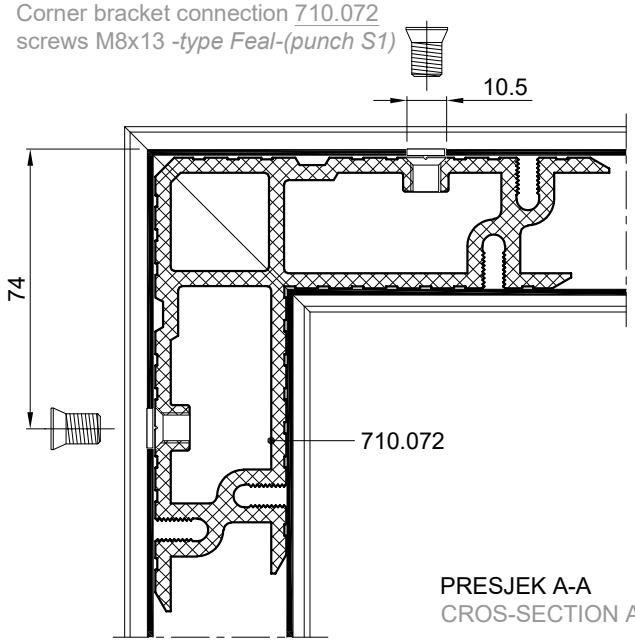




PRESJEK B-B
CROS-SECTION B-B

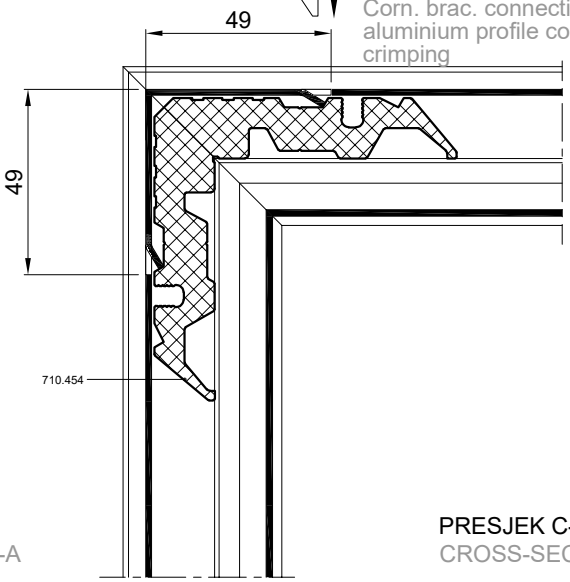


Spajanje kutnikom 710.072
vijcima M8x13 *-tip Feal-(štanca S1)*
Corner bracket connection 710.072
screws M8x13 *-type Feal-(punch S1)*

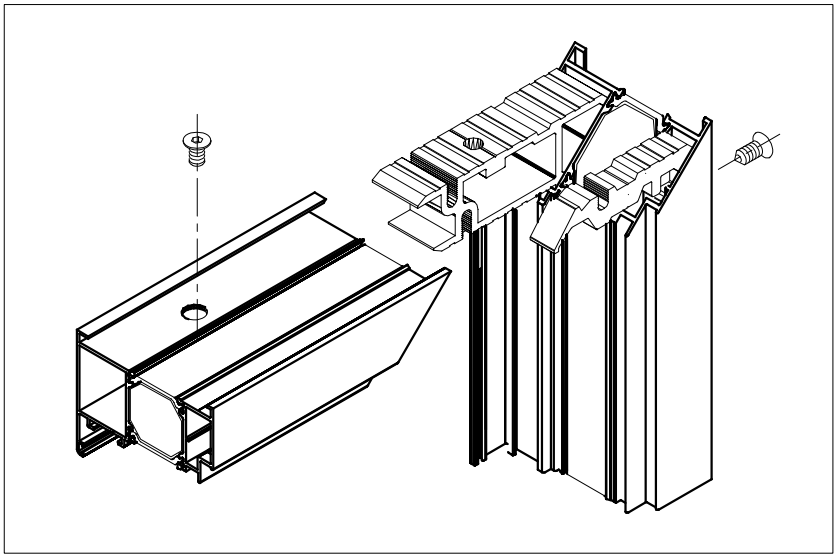


PRESJEK A-A
CROS-SECTION A-A

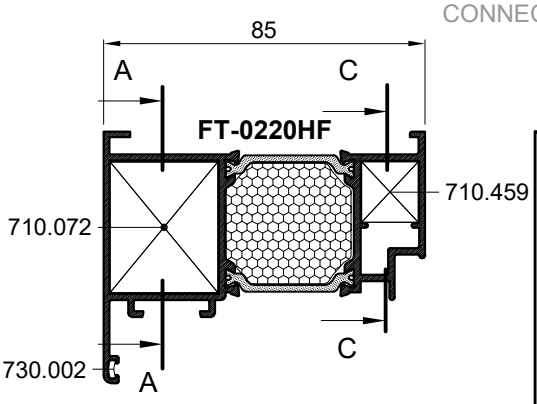
Spajanje kutnikom 710.454
uprešavanjem stijenke profila
prema kutniku
Corn. brac. connection 710.454
aluminium profile corner
crimping

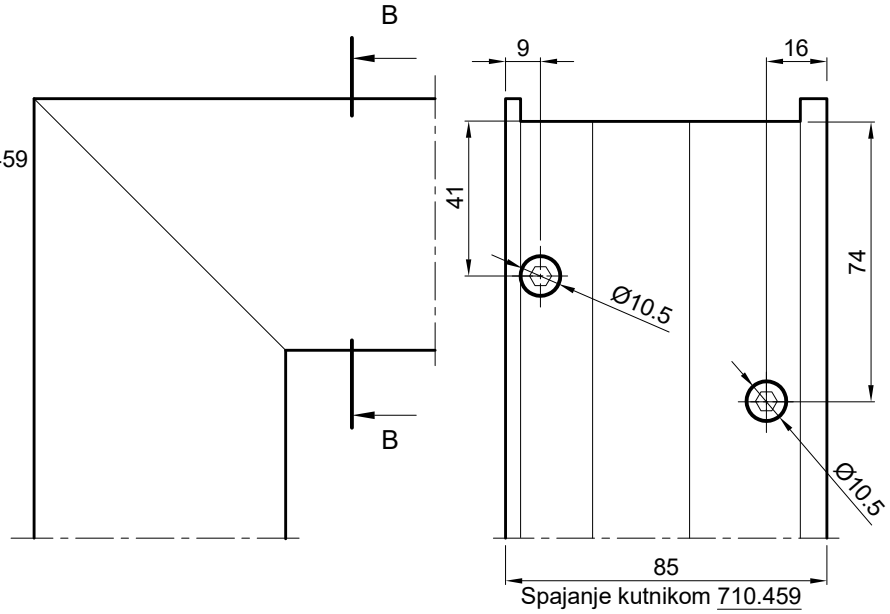


PRESJEK C-C
CROSS-SECTION C-C



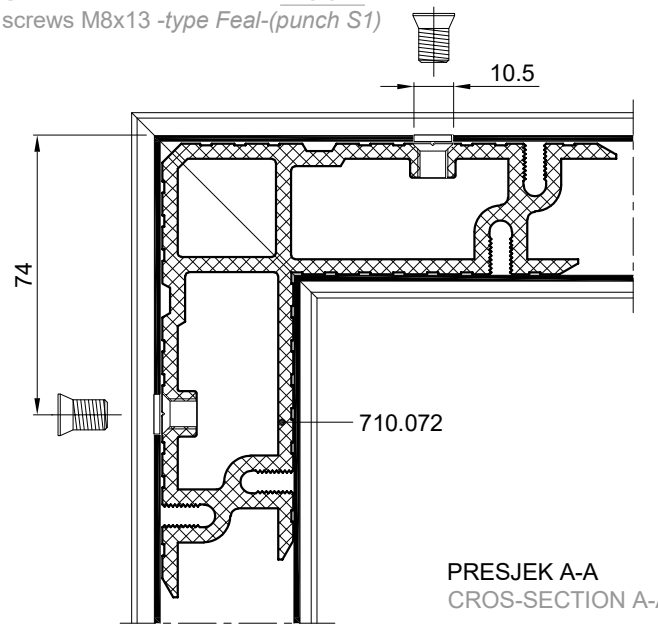
SPAJANJE PROFILA FT-0220HF KUTNICIMA; 710.072, 710.459
CONNECTION OF PROFILE FT-0220HF WITH CORNER BRACKETS; 710.072, 710.45





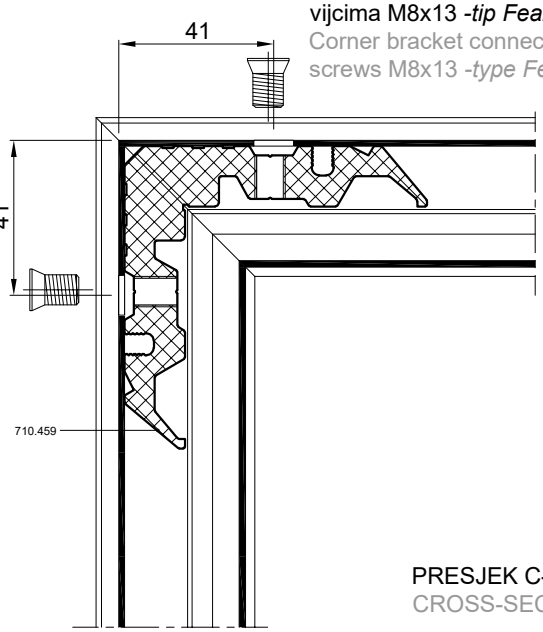
PRESJEK B-B
CROS-SECTION B-B

Spajanje kutnikom 710.072
vijcima M8x13 *-tip Feal-(štanca S1)*
Corner bracket connection 710.072
screws M8x13 *-type Feal-(punch S1)*

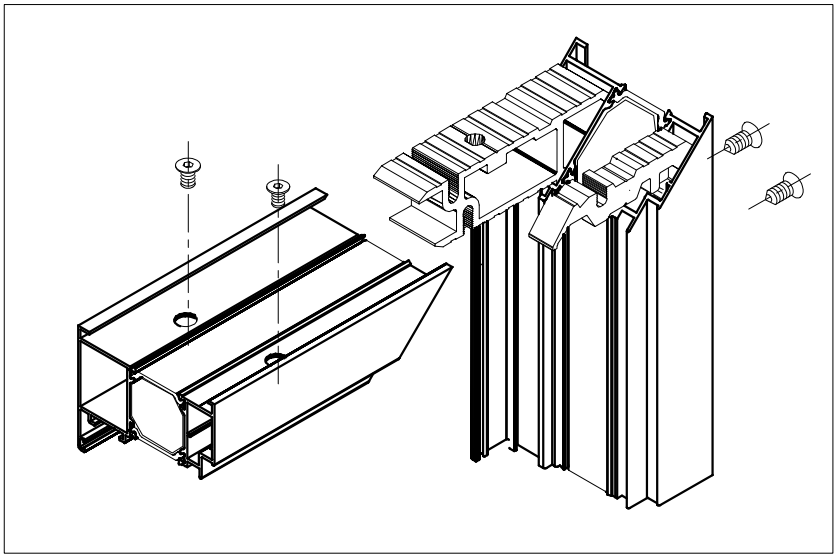


PRESJEK A-A
CROS-SECTION A-A

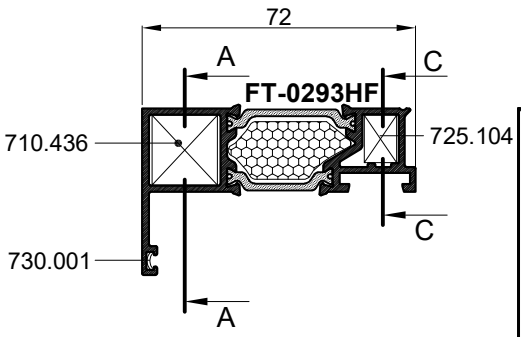
Spajanje kutnikom 710.459
vijcima M8x13 *-tip Feal*
Corner bracket connection 710.459
screws M8x13 *-type Feal*

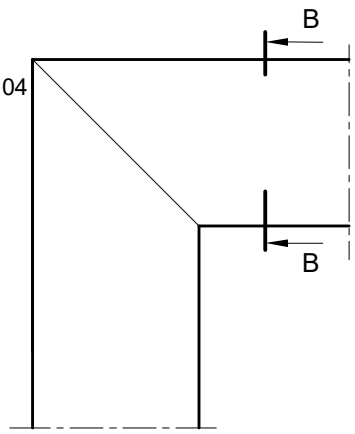


PRESJEK C-C
CROSS-SECTION C-C

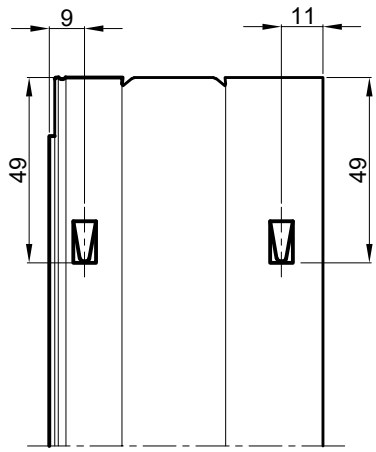


SPAJANJE PROFILA FT-0239HF KUTNICIMA; 710.436, 725.104
CONNECTION OF PROFILE FT-0239HF WITH CORNER BRACKETS; 710.436, 725.104

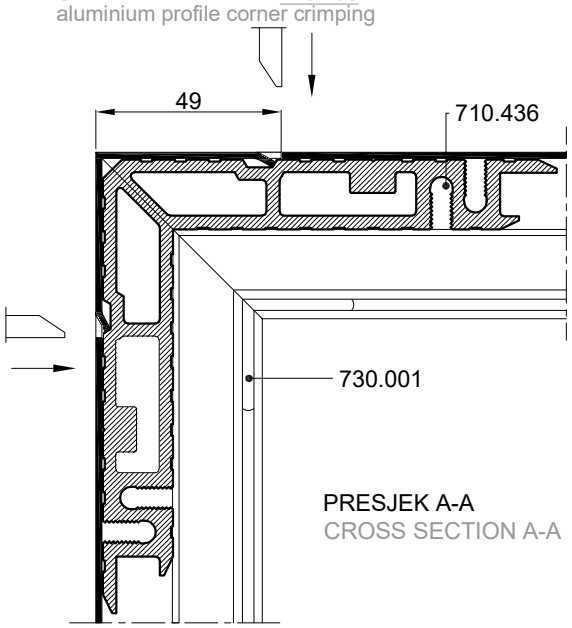




PRESJEK B-B
CROSS SECTION B-B

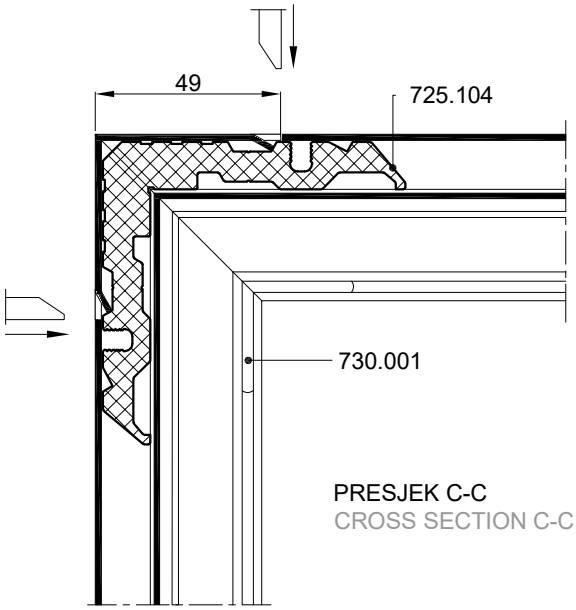


Spajanje kutnikom 710.436
upresavanjem stijenke profila
u kutnu spojnicu
Corn. brac. connection 710.436
aluminium profile corner crimping

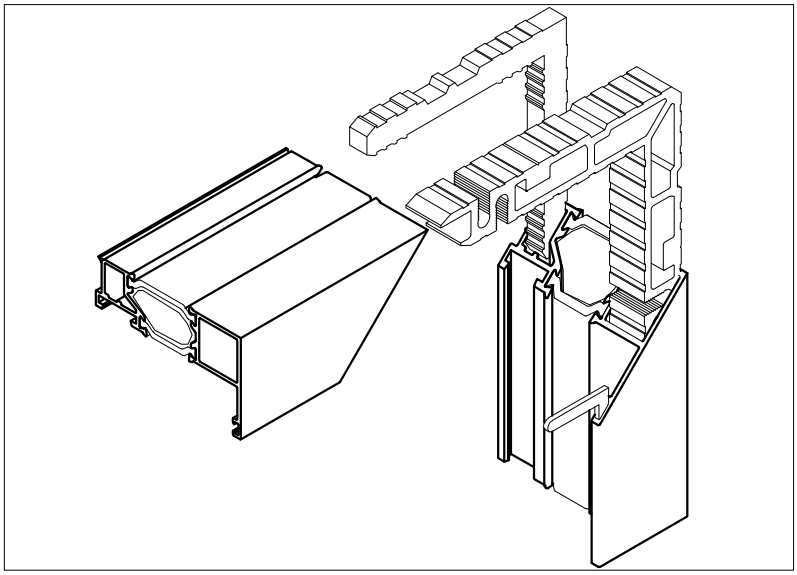


PRESJEK A-A
CROSS SECTION A-A

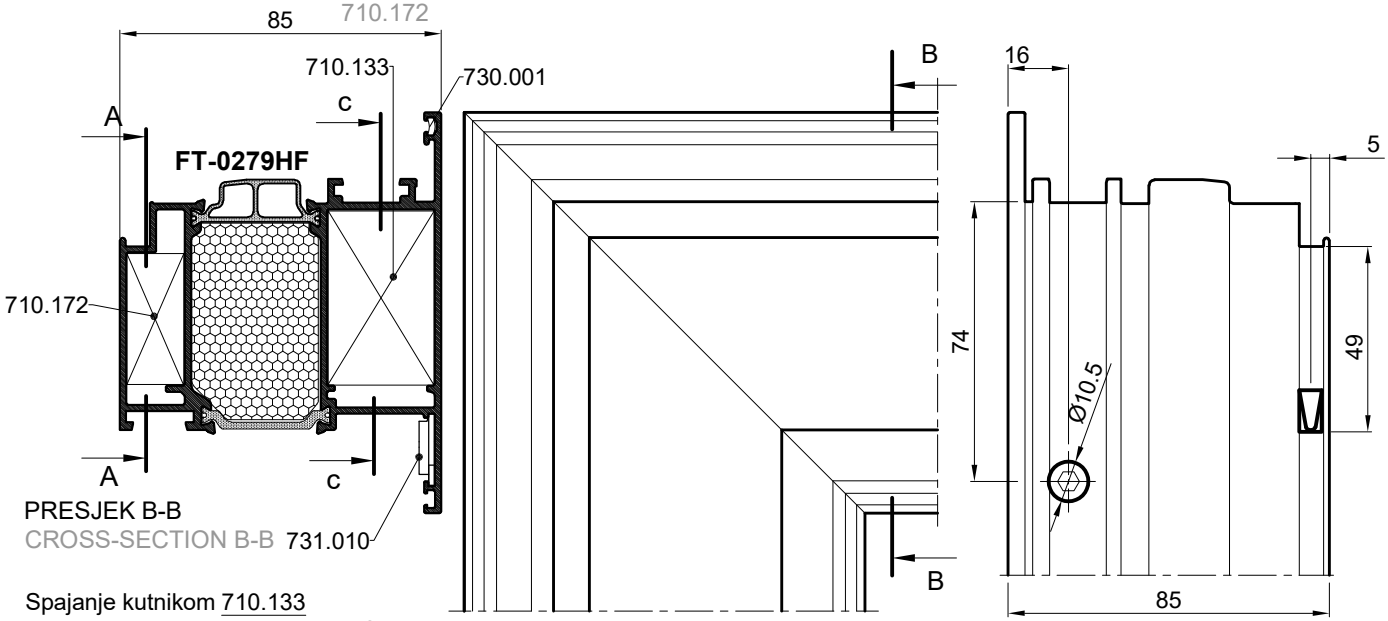
Spajanje kutnikom 725.104
upresavanjem stijenke
profila u kutnu spojnicu
Corn. brac. connection 725.104
aluminium profile corner crimping



PRESJEK C-C
CROSS SECTION C-C

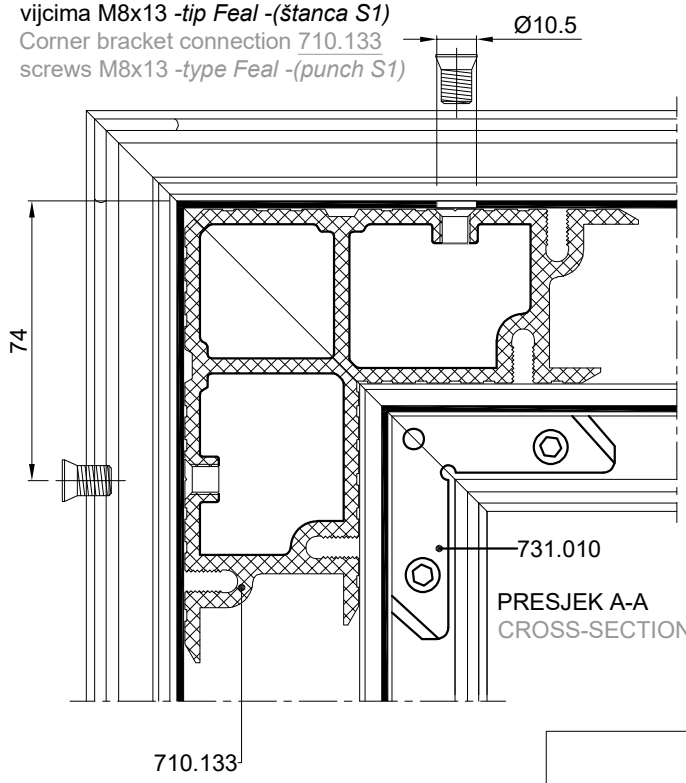


SPAJANJE PROFILA **FT-0279HF** KUTNICIMA 710.133, 710.172
CONNECTION OF PROFILE **FT-0279HF** WITH CORNER BRACKETS 710.133, 710.172



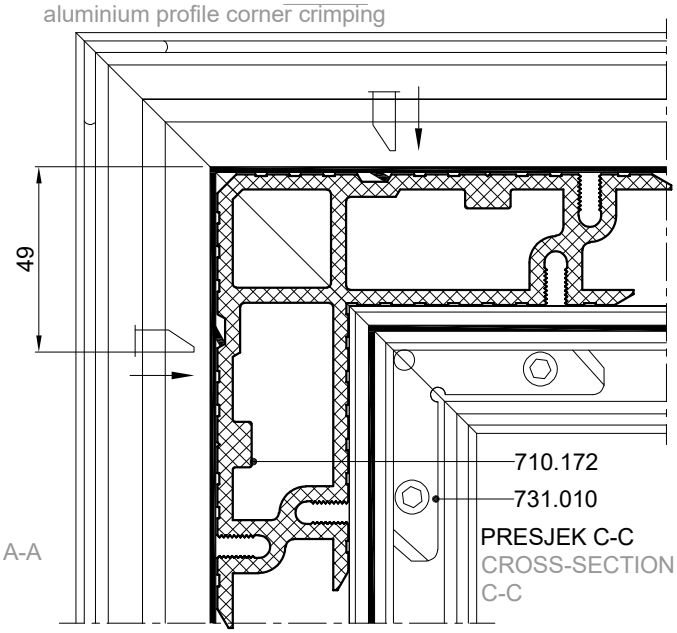
PRESJEK B-B
CROSS-SECTION B-B 731.010

Spajanje kutnikom 710.133
vijcima M8x13 *-tip Feal -(štanca S1)*
Corner bracket connection 710.133
screws M8x13 *-type Feal -(punch S1)*

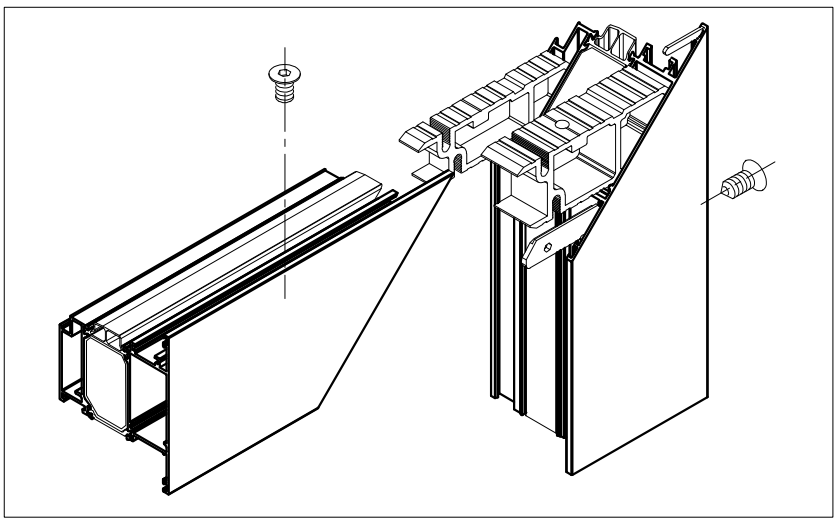


PRESJEK A-A
CROSS-SECTION A-A

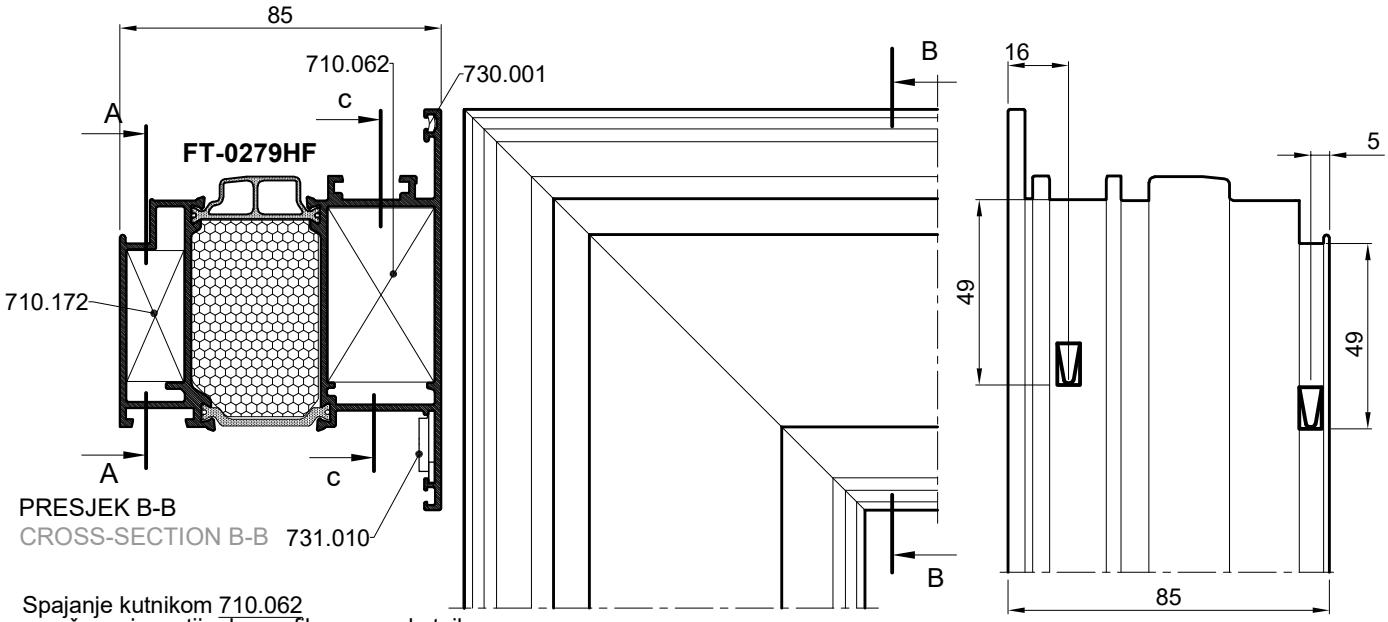
Spajanje kutnikom 710.172
uprešavanjem stijenke profila prema kutniku
Corn. brac. connection 710.172
aluminium profile corner crimping



PRESJEK C-C
CROSS-SECTION C-C

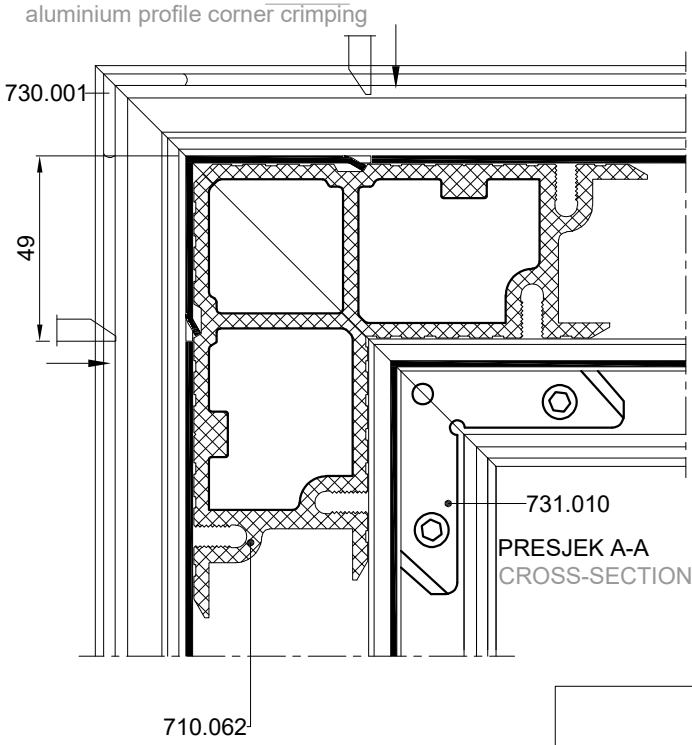


SPAJANJE PROFILA **FT-0279HF** KUTNICIMA 710.062, 710.172
CONNECTION OF PROFILE **FT-0279HF** WITH CORNER BRACKETS 710.133, 710.172



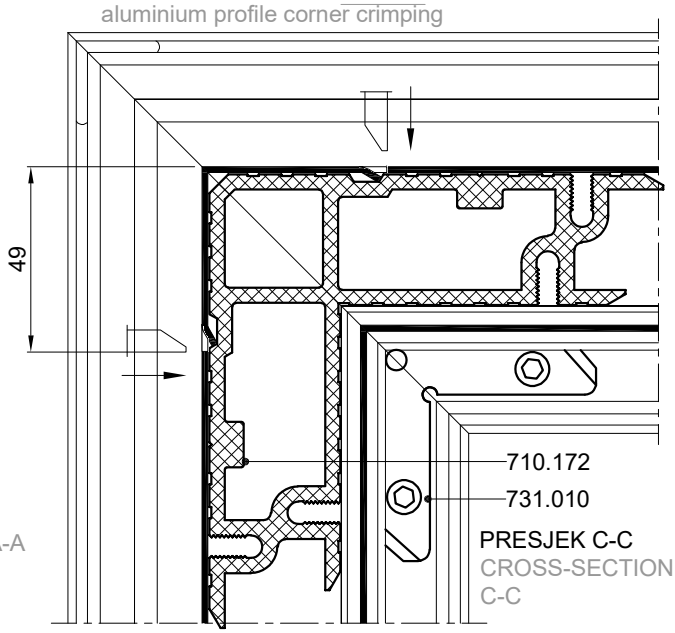
PRESJEK B-B
CROSS-SECTION B-B

Spajanje kutnikom 710.062
uprešavanjem stijenke profila prema kutniku
Corn. brac. connection 710.133
aluminium profile corner crimping

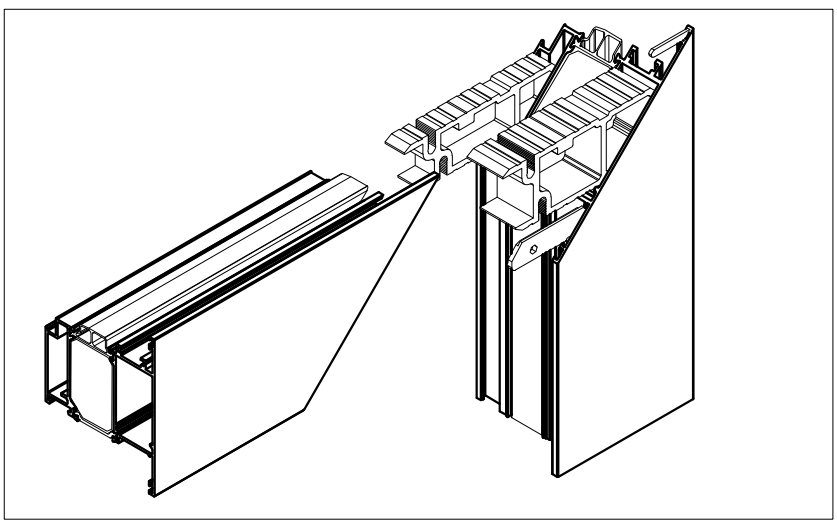


PRESJEK A-A
CROSS-SECTION A-A

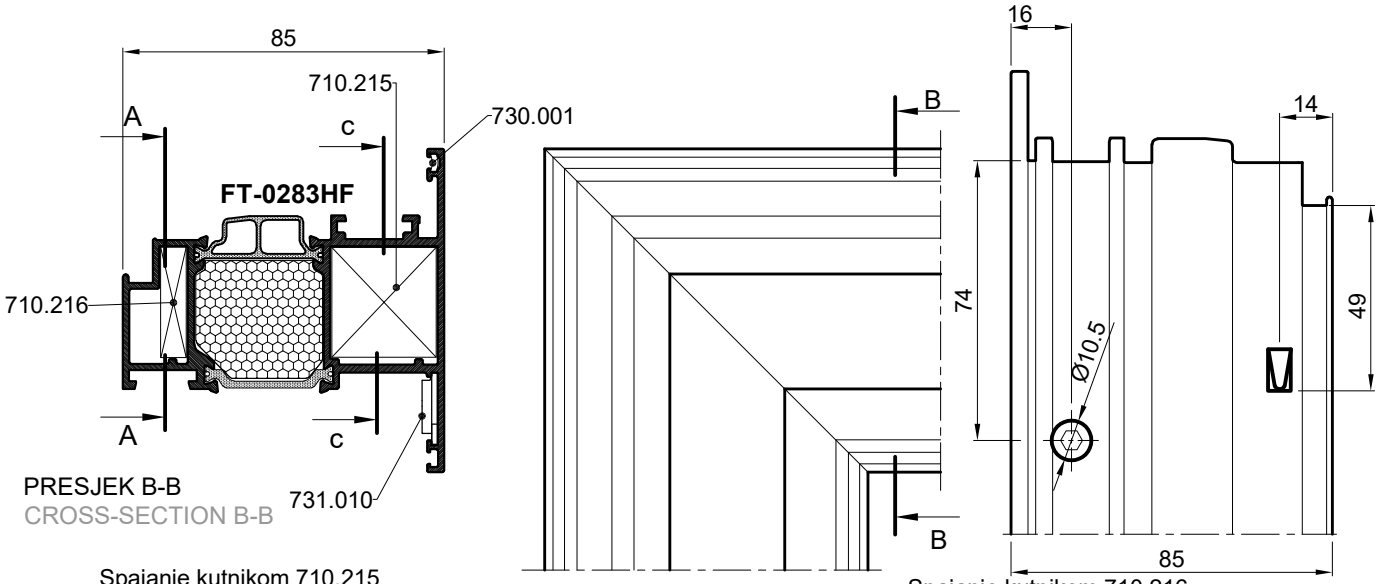
Spajanje kutnikom 710.172
uprešavanjem stijenke profila prema kutniku
Corn. brac. connection 710.172
aluminium profile corner crimping



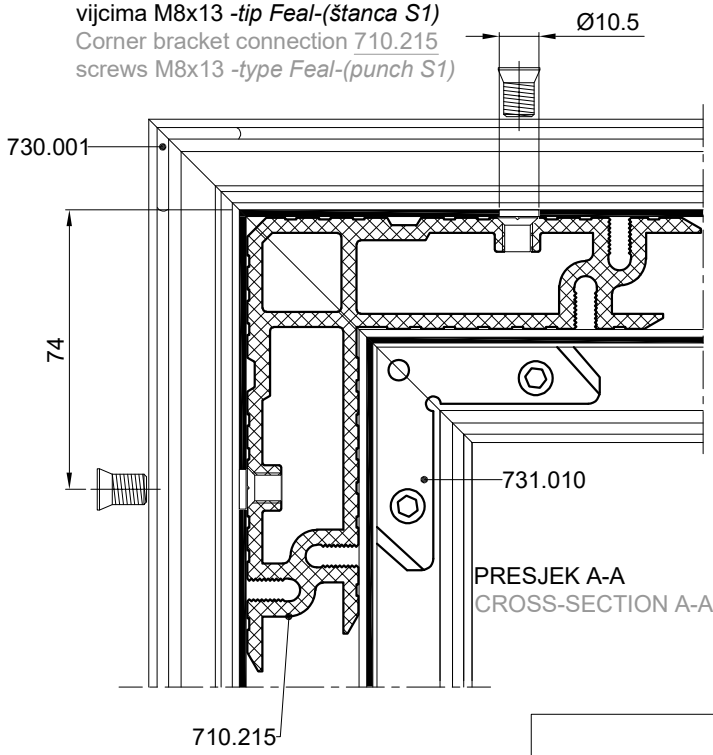
PRESJEK C-C
CROSS-SECTION C-C



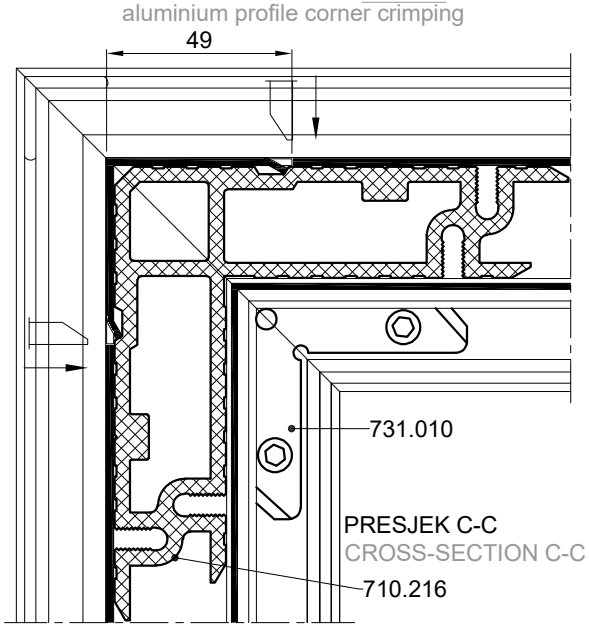
SPAJANJE PROFILA **FT-0283HF** KUTNICIMA 710.215, 710.216
CONNECTION OF PROFILE **FT-0283HF** WITH CORNER BRACKETS 710.215, 710.216

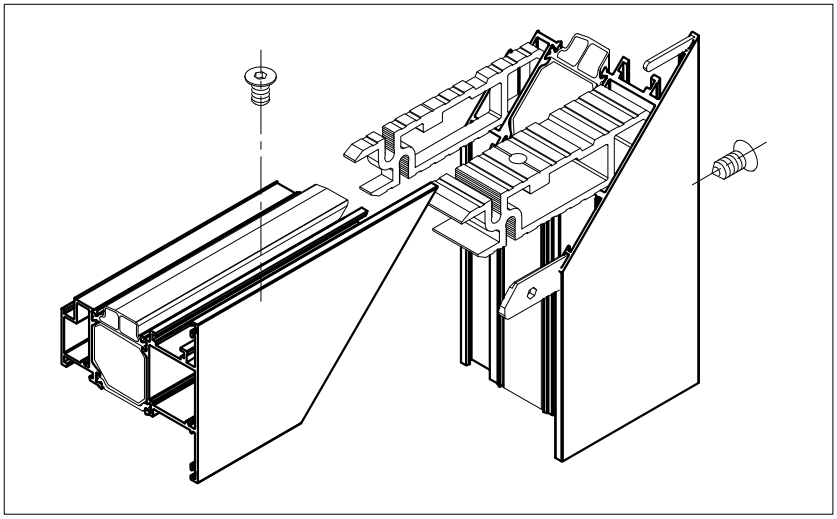


Spajanje kutnikom 710.215
vijcima M8x13 *-tip Feal-(štanca S1)*
Corner bracket connection 710.215
screws M8x13 *-type Feal-(punch S1)*

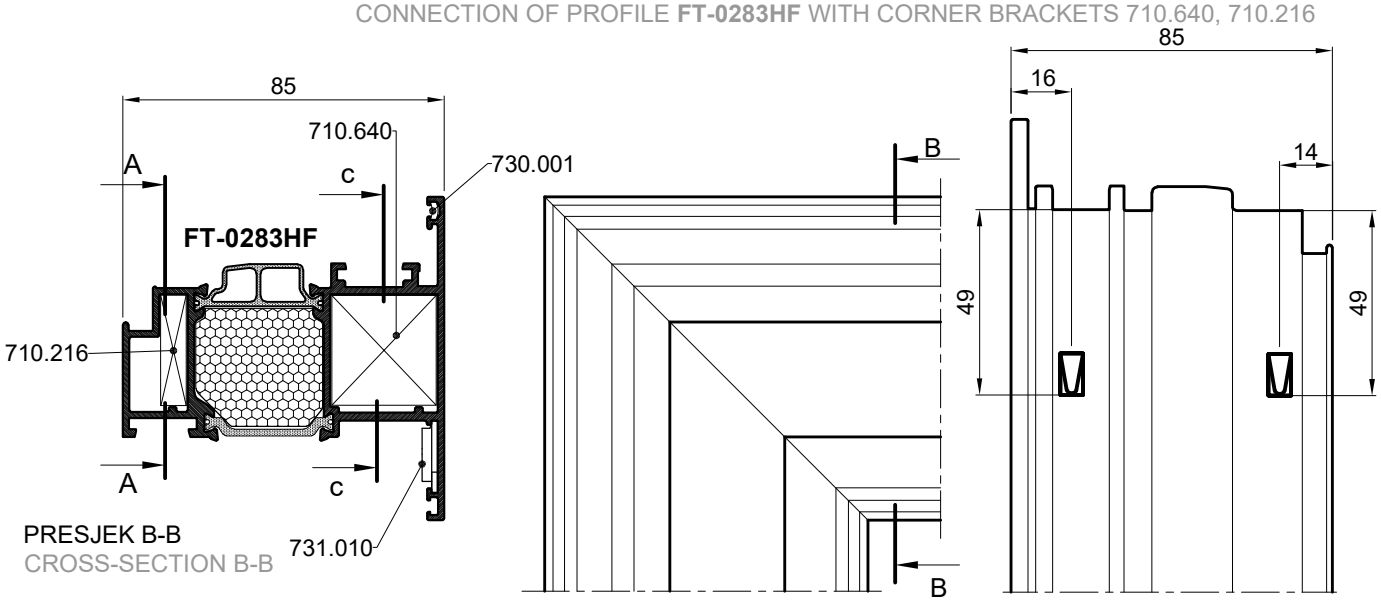


Spajanje kutnikom 710.216
uprešavanjem stijenke profila prema kutniku
Corn. brac. connection 710.216
aluminium profile corner crimping



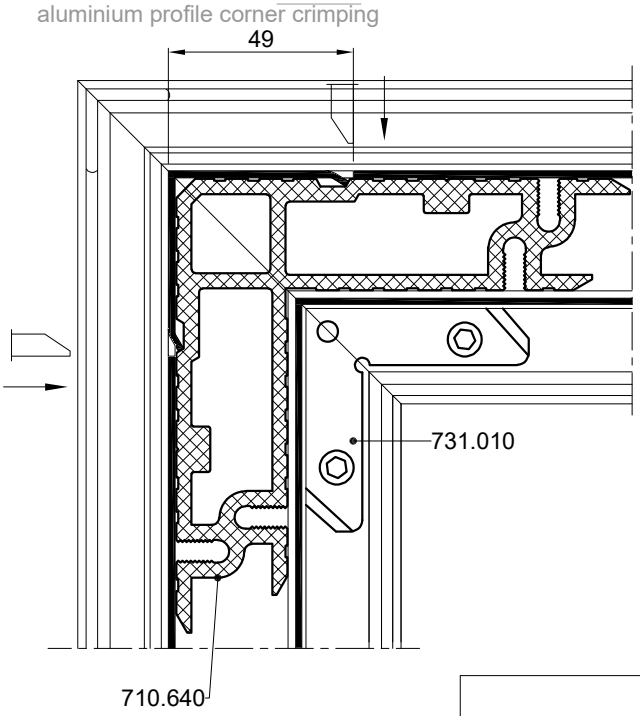


SPAJANJE PROFILA **FT-0283HF** KUTNICIMA 710.640, 710.216
CONNECTION OF PROFILE **FT-0283HF** WITH CORNER BRACKETS 710.640, 710.216



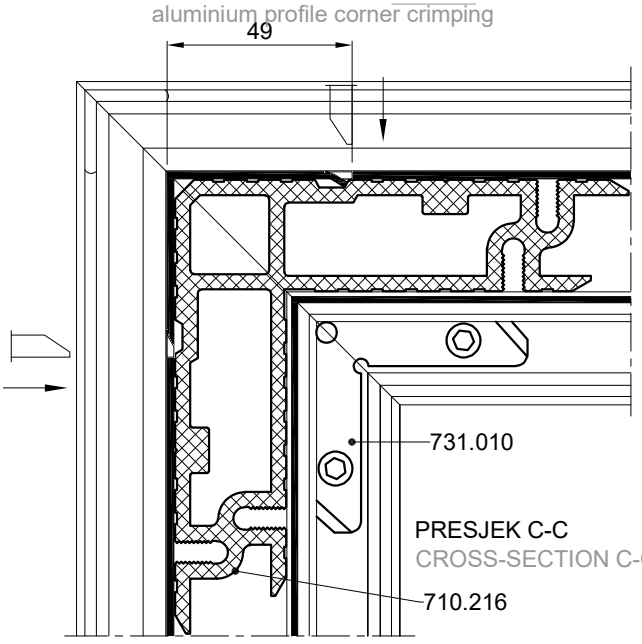
PRESJEK B-B
CROSS-SECTION B-B

Spajanje kutnikom 710.216
uprešavanjem stijenke profila prema kutniku
Corn. brac. connection 710.216
aluminium profile corner crimping

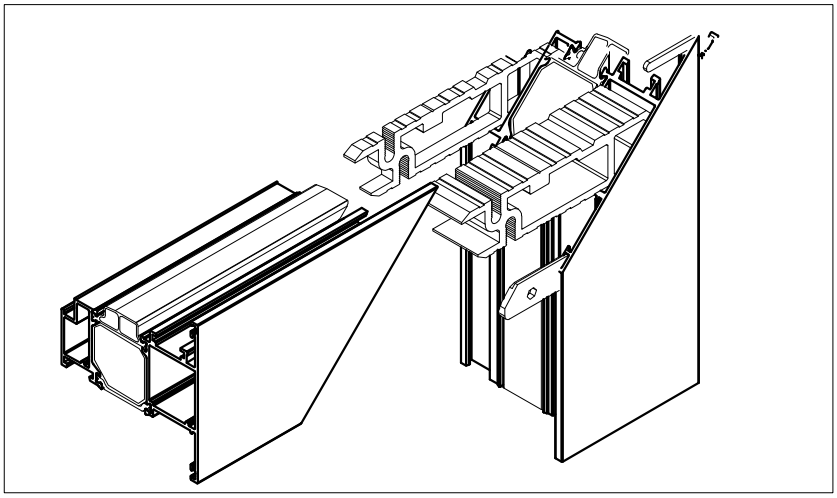


PRESJEK A-A
CROSS-SECTION A-A

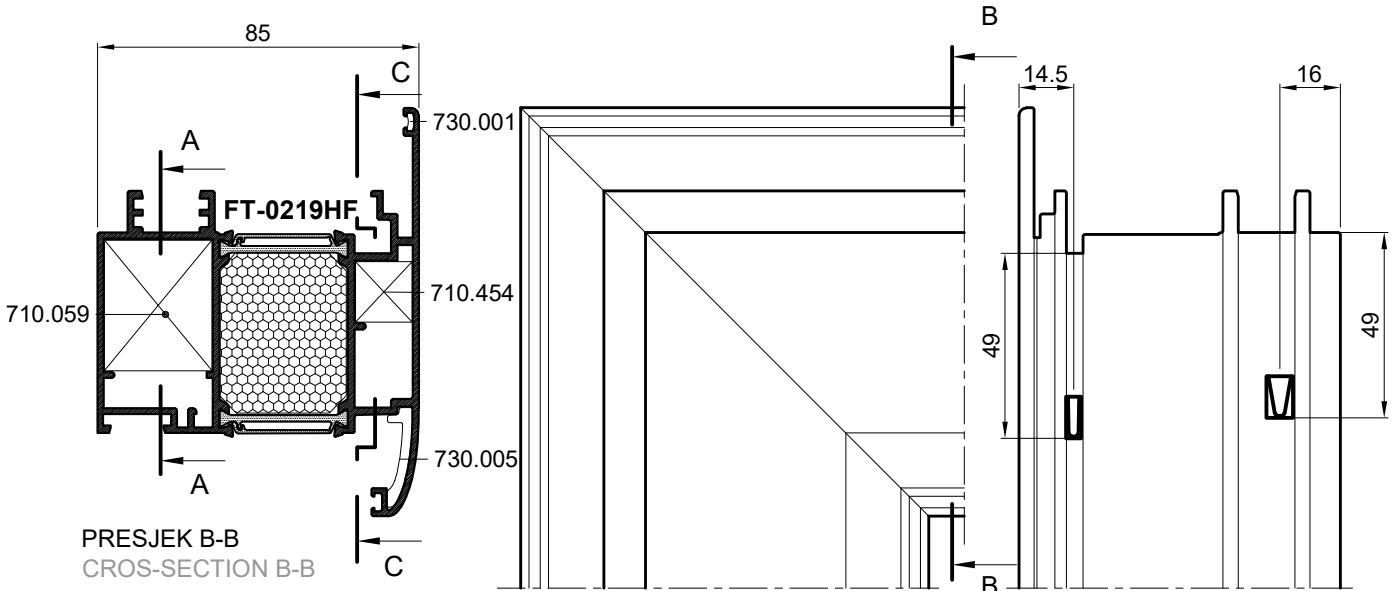
Spajanje kutnikom 710.640
uprešavanjem stijenke profila prema kutniku
Corn. brac. connection 710.640
aluminium profile corner crimping



PRESJEK C-C
CROSS-SECTION C-C



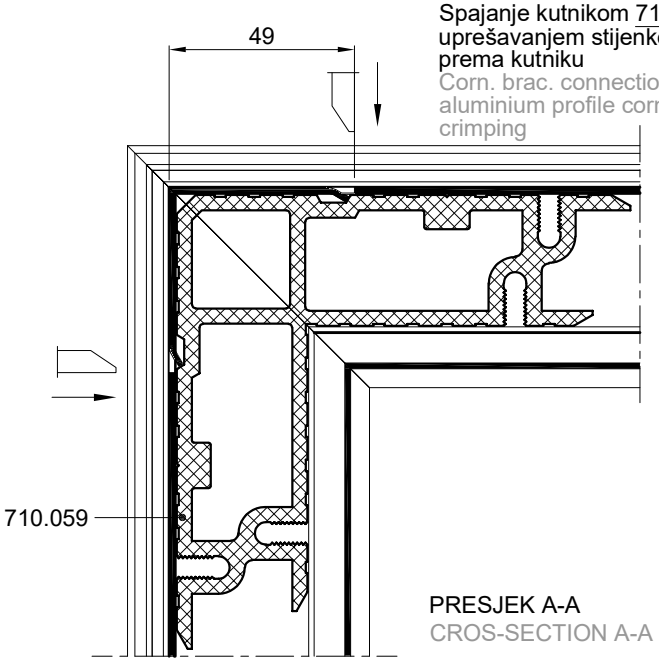
SPAJANJE PROFILA FT-0219HF KUTNICIMA; 710.059, 710.454
CONNECTION OF PROFILE FT-0219HF WITH CORNER BRACKETS; 710.059, 710.454



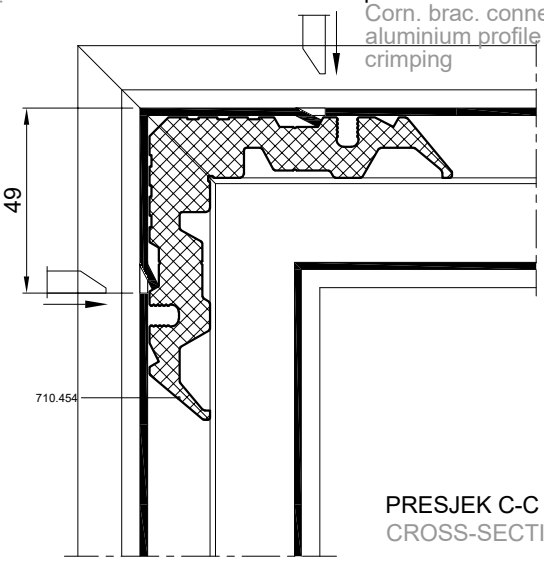
PRESJEK B-B
CROS-SECTION B-B

Spajanje kutnikom 710.059 upršavanjem stijenke profila prema kutniku
Corn. brac. connection 710.059 aluminium profile corner crimping

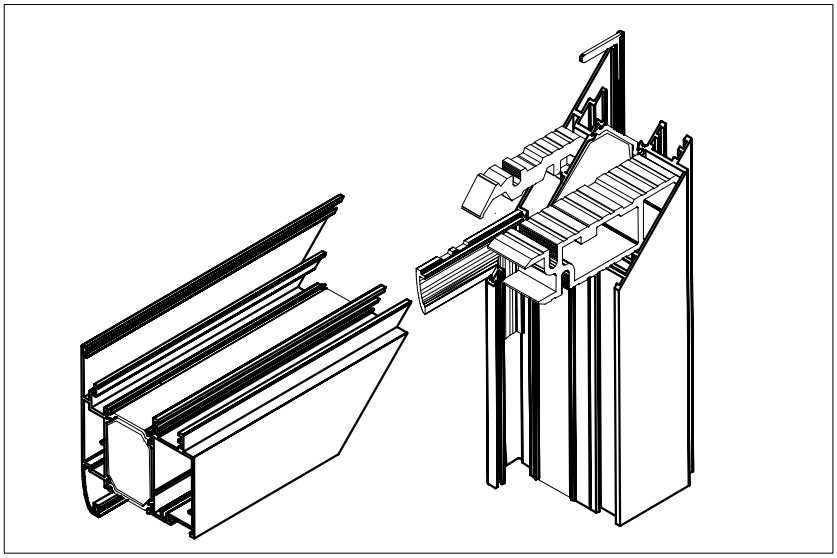
Spajanje kutnikom 710.454 upršavanjem stijenke profila prema kutniku
Corn. brac. connection 710.454 aluminium profile corner crimping



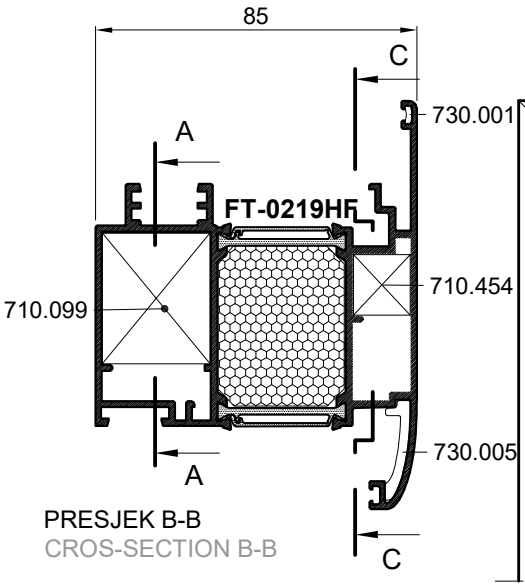
PRESJEK A-A
CROS-SECTION A-A



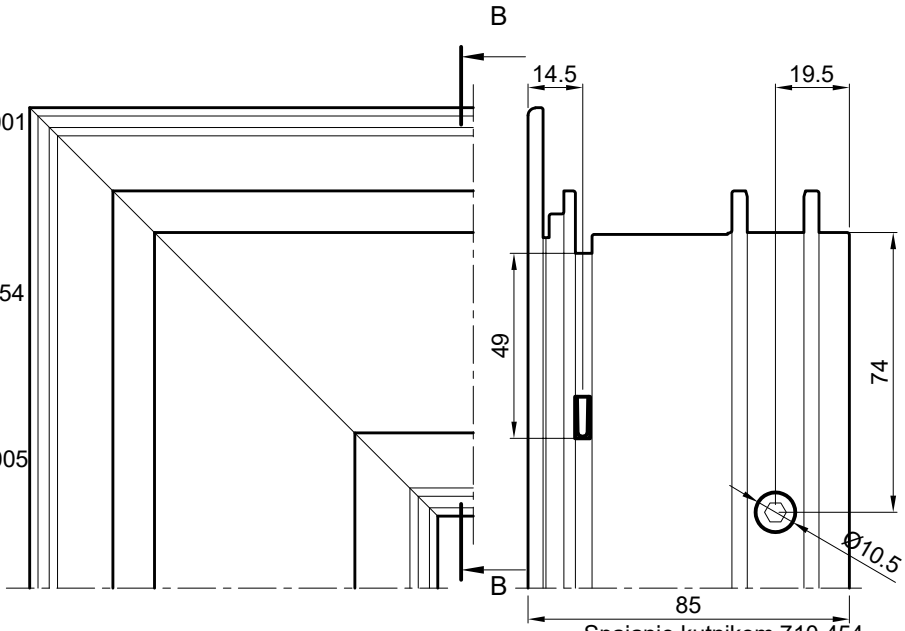
PRESJEK C-C
CROSS-SECTION C-C



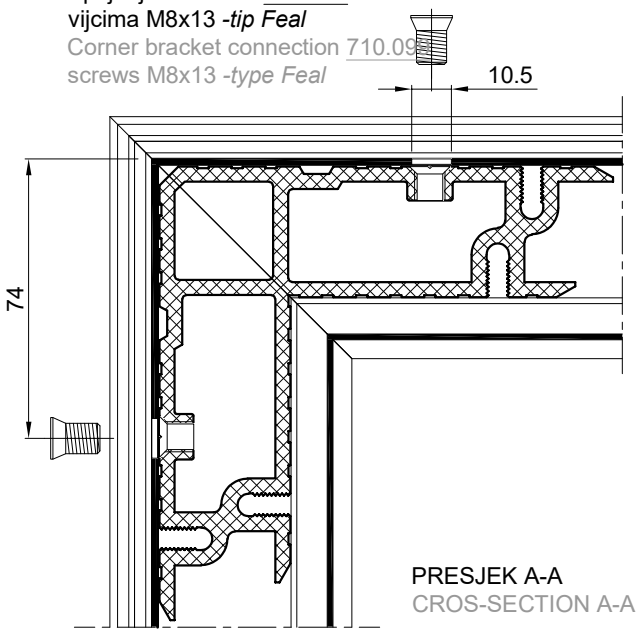
SPAJANJE PROFILA FT-0219HF KUTNICIMA; 710.099, 710.454
CONNECTION OF PROFILE FT-0219HF WITH CORNER BRACKETS; 710.099, 710.454



PRESJEK B-B
CROS-SECTION B-B

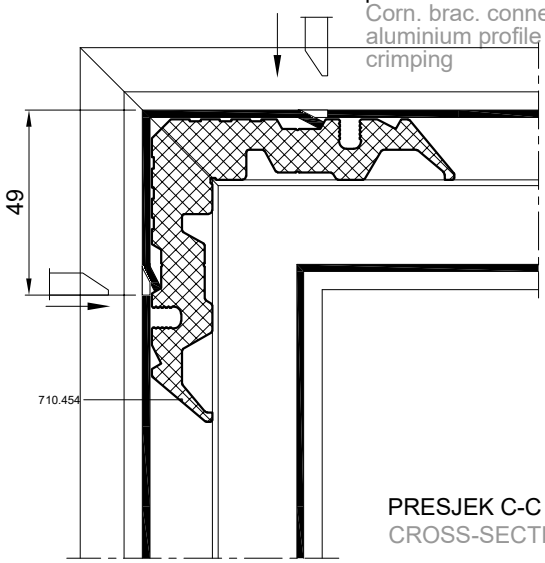


Spajanje kutnikom 710.099
vijcima M8x13 -*tip Feal*
Corner bracket connection 710.099
screws M8x13 -*type Feal*

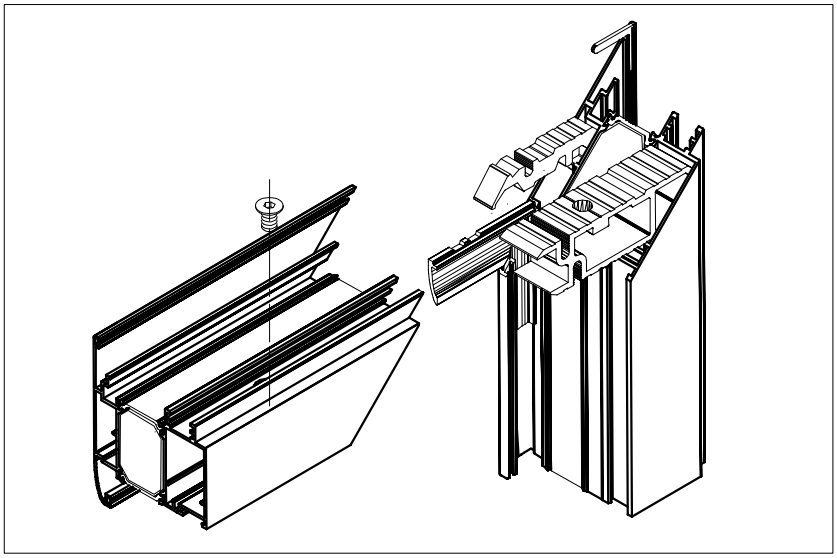


PRESJEK A-A
CROS-SECTION A-A

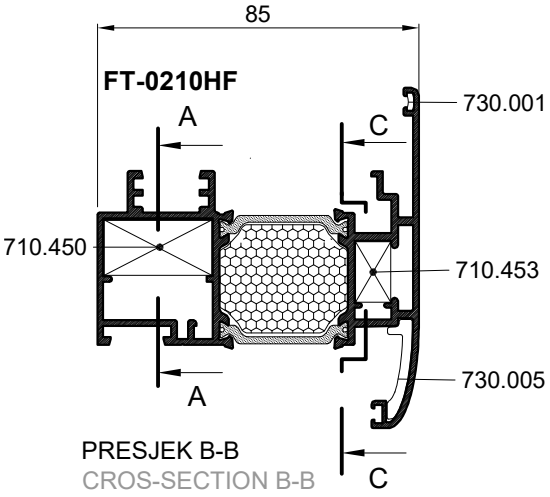
Spajanje kutnikom 710.454
uprešavanjem stijenke profila prema kutniku
Corn. brac. connection 710.454
aluminium profile corner crimping



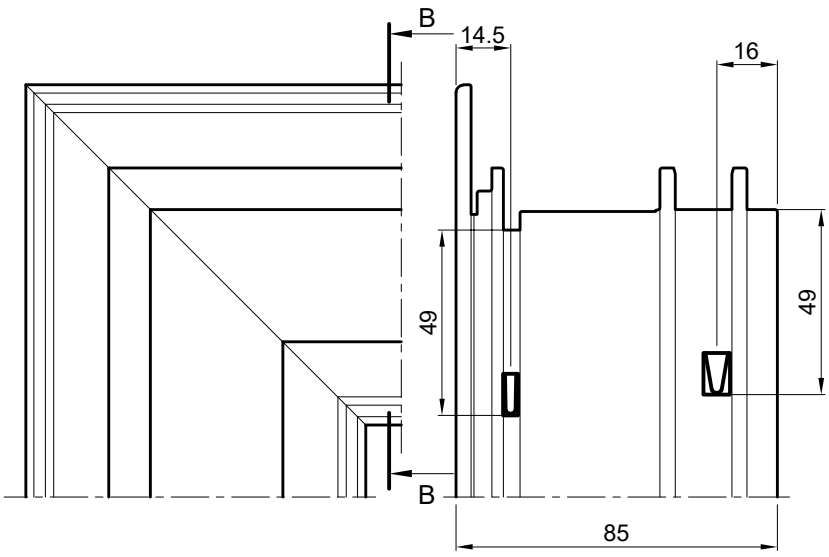
PRESJEK C-C
CROSS-SECTION C-C



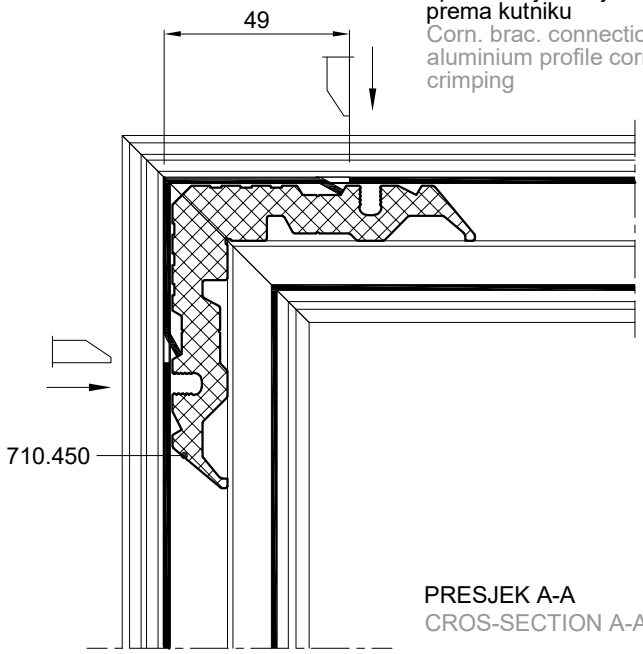
SPAJANJE PROFILA FT-0210HF KUTNICIMA; 710.450, 710.453
CONNECTION OF PROFILE FT-0210HF WITH CORNER BRACKETS; 710.059, 710.454



PRESJEK B-B
CROS-SECTION B-B

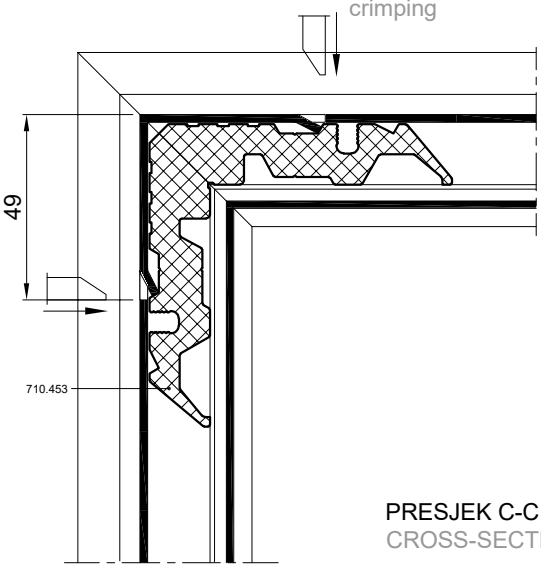


Spajanje kutnikom 710.450 uprešavanjem stijenke profila prema kutniku
Corn. brac. connection 710.450 aluminium profile corner crimping



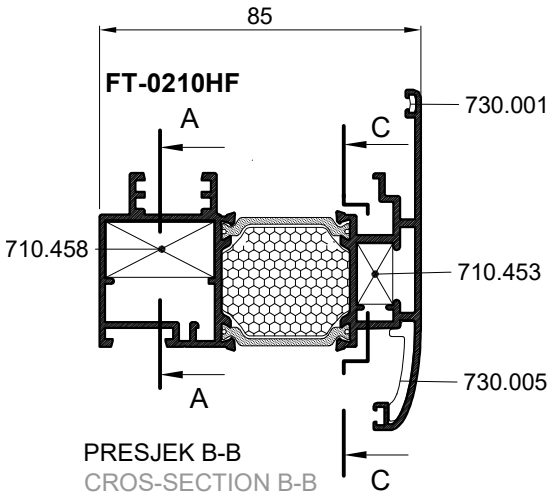
PRESJEK A-A
CROS-SECTION A-A

Spajanje kutnikom 710.453 uprešavanjem stijenke profila prema kutniku
Corn. brac. connection 710.453 aluminium profile corner crimping

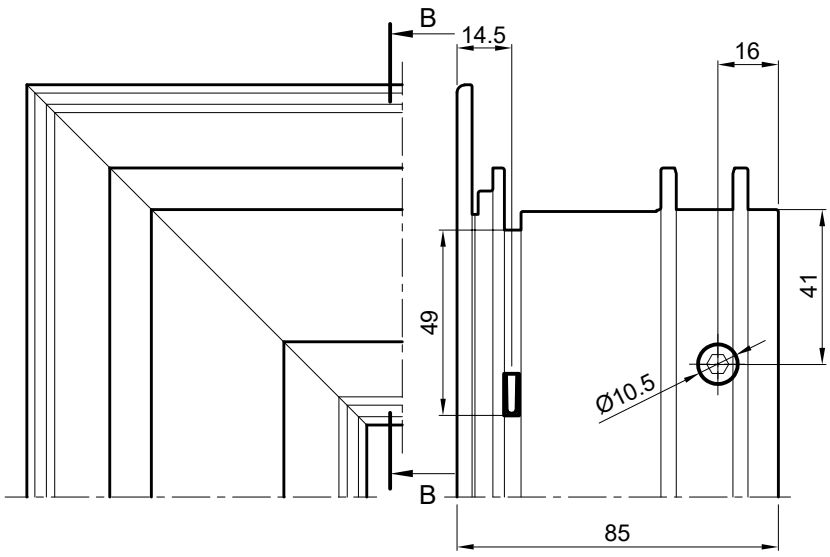


PRESJEK C-C
CROSS-SECTION C-C

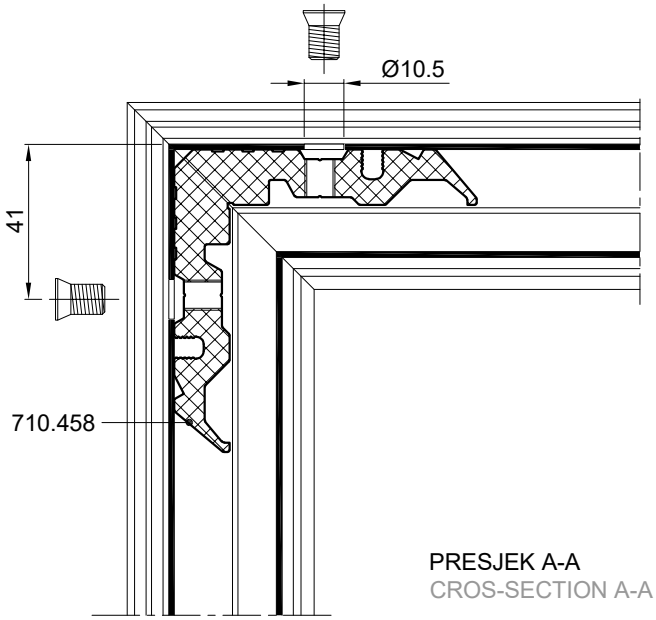
SPAJANJE PROFILA FT-0210HF KUTNICIMA; 710.458, 710.453
CONNECTION OF PROFILE FT-0210HF WITH CORNER BRACKETS; 710.059, 710.454



PRESJEK B-B
CROS-SECTION B-B

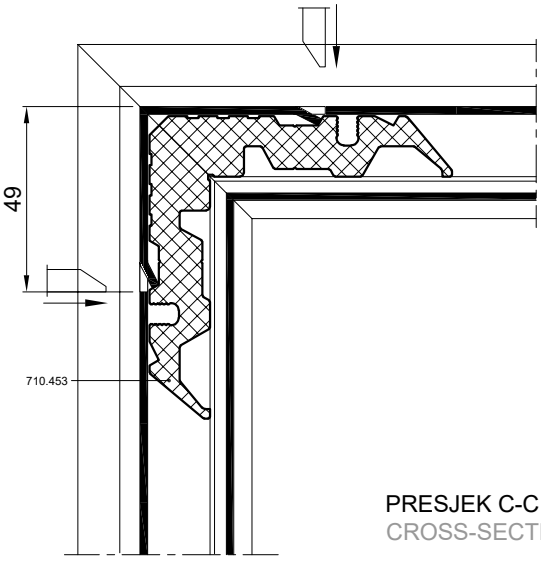


Spajanje kutnikom 710.458
vijcima M8x13 *-tip Feal-(štanca S1)*
Corner bracket connection 710.458
screws M8x13 *-type Feal-(punch S1)*



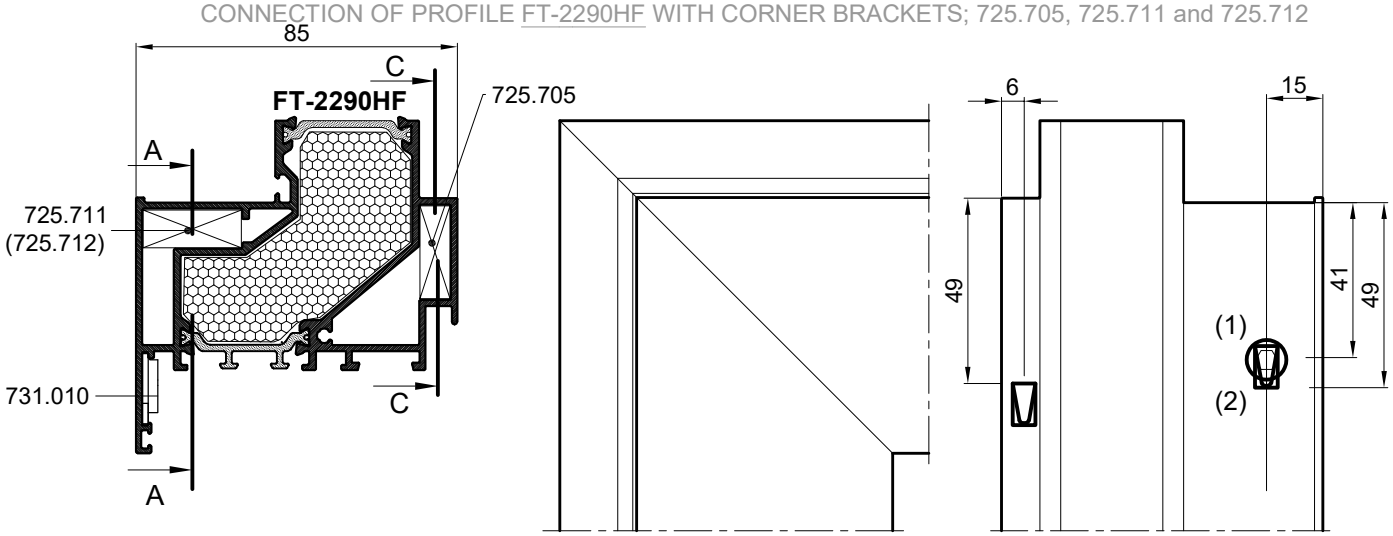
PRESJEK A-A
CROS-SECTION A-A

Spajanje kutnikom 710.453
upresavanjem stijenke profila
prema kutniku
Corn. brac. connection 710.453
aluminium profile corner
crimping

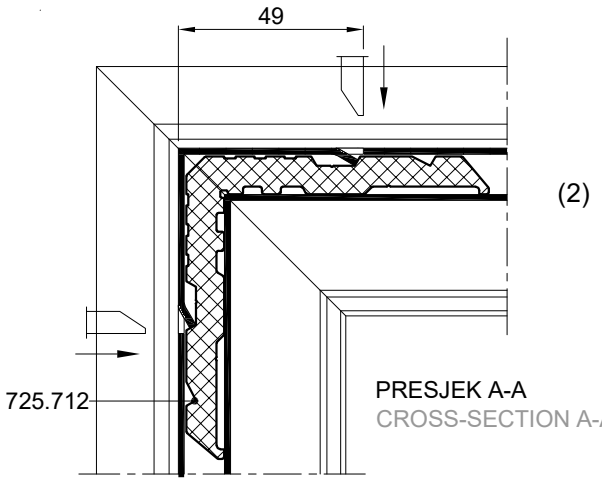


PRESJEK C-C
CROSS-SECTION C-C

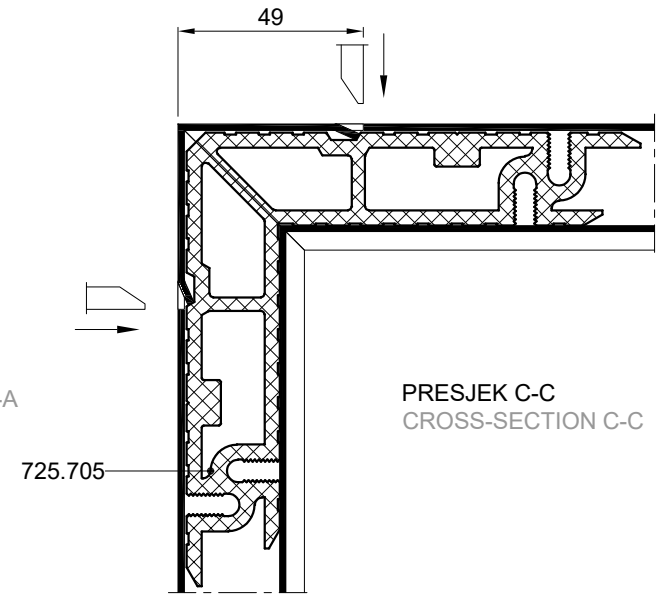
SPAJANJE PROFILA FT-2290HF KUTNICIMA; 725.705, 725.711 i 725.712
CONNECTION OF PROFILE FT-2290HF WITH CORNER BRACKETS; 725.705, 725.711 and 725.712

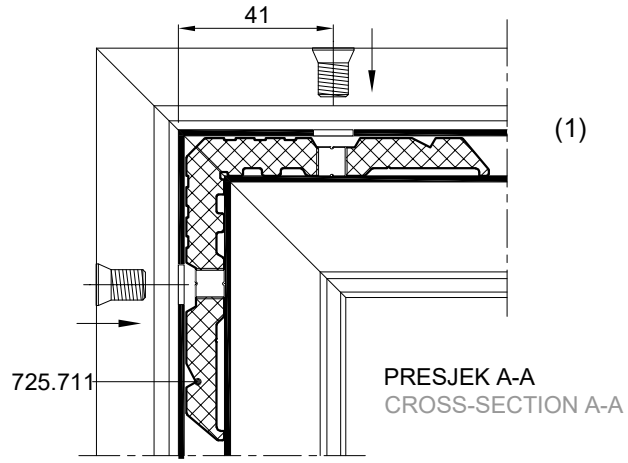


Spajanje kutnikom 725.712
uprešavanjem stijenke profila prema kutniku
Corn. brac. connection 725.712
aluminium profile corner crimping

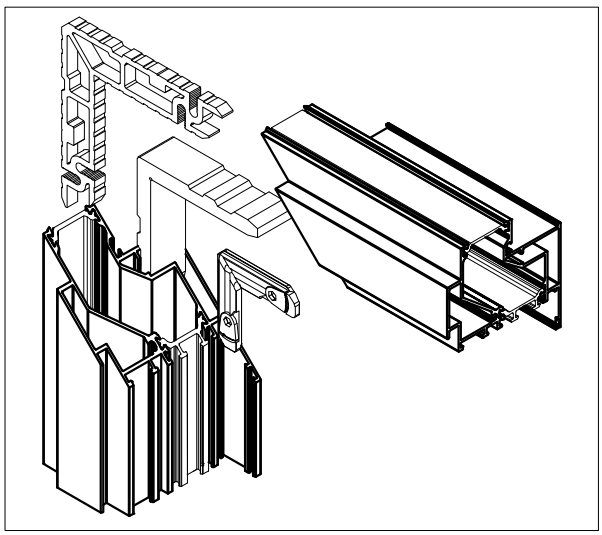


Spajanje kutnikom 725.705
uprešavanjem stijenke profila prema kutniku
Corn. brac. connection 725.705
aluminium profile corner crimping



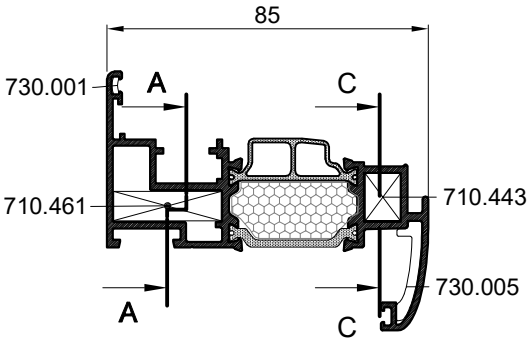


Spajanje kutnikom 725.711
vijcima M8x13(431.266)-*tip Feal*
Corner bracket connection 725.711
screws M8x13(431.266) -*type Feal*

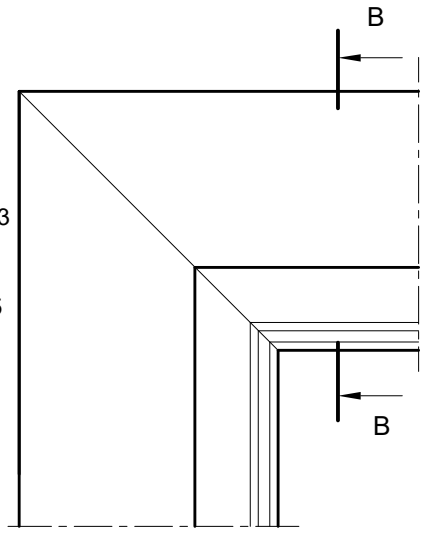


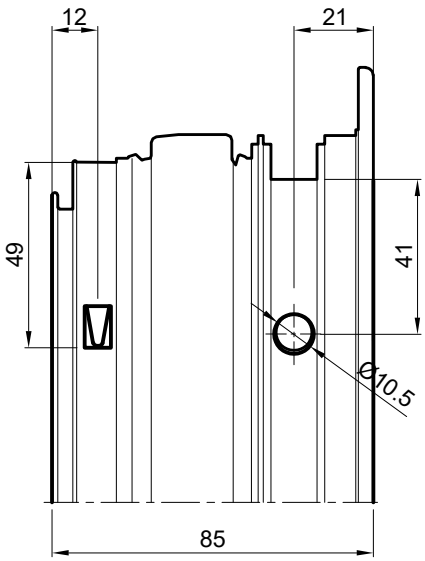
SPAJANJE PROFILA FT-0236HF KUTNICIMA; 710.461, 710.443
CONNECTION OF PROFILE FT-0236HF WITH CORNER BRACKETS; 710.461, 710.443

FT-0236HF

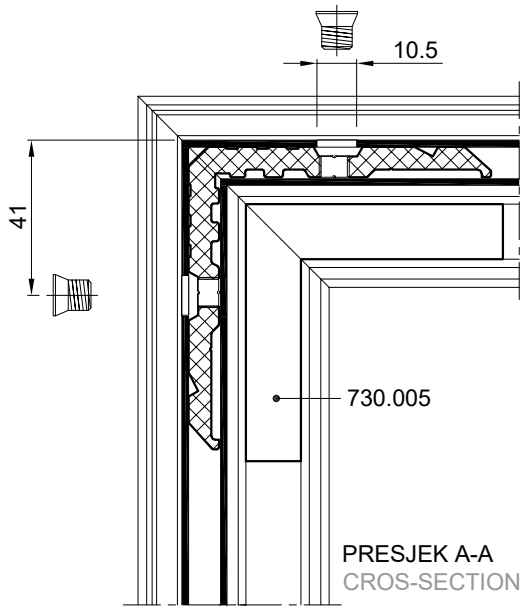


PRESJEK B-B
CROS-SECTION B-B



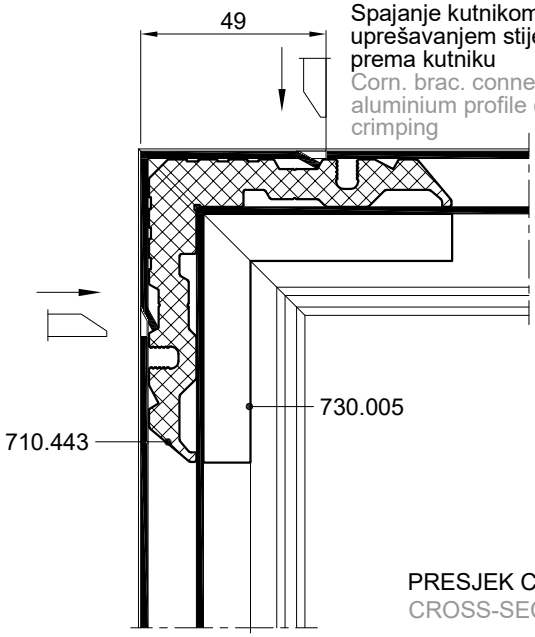


Spajanje kutnikom 710.461
vijcima M8x10 *-tip Feal*
Corner bracket connection 710.461
screws M8x10 *-type Feal*



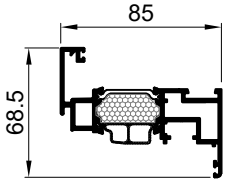
PRESJEK A-A
CROS-SECTION A-A

Spajanje kutnikom 710.443
upresavanjem stijenke profila
prema kutniku
Corn. brac. connection 710.443
aluminium profile corner
crimping

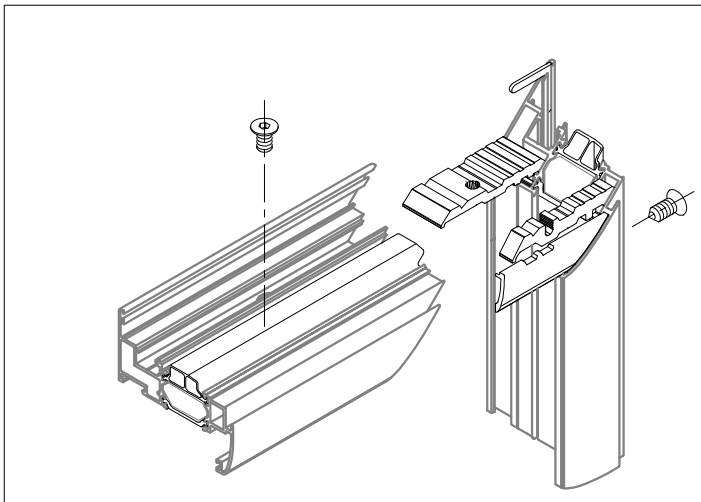


PRESJEK C-C
CROSS-SECTION C-C

OVAJ RASPORED I NAČIN SPAJANJA KUTNICIMA PRIMJENJIV JE I NA PROFILE FT-**0239H**
THIS ARRANGEMENT AND BIDING METHOD WITH CORNER BRACKETS IS ALSO APPLICABLE FOR PROFILE **FT-0239H**

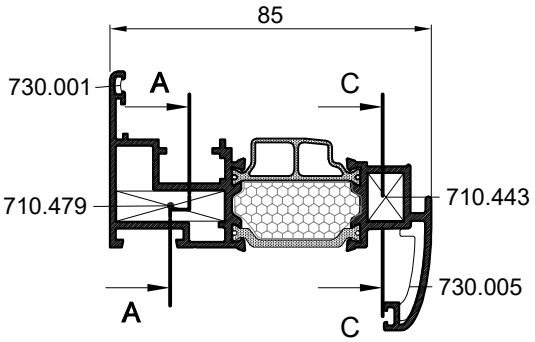


FT-0239HF

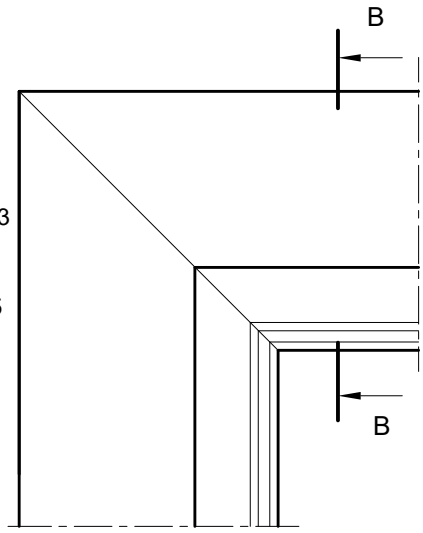


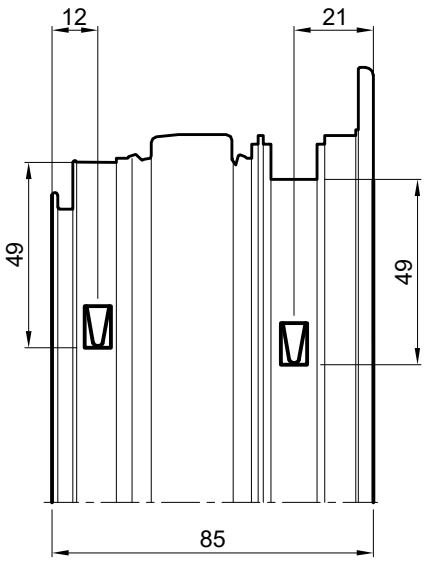
SPAJANJE PROFILA FT-0236HF KUTNICIMA; 710. 479, 710.443
CONNECTION OF PROFILE FT-0236HF WITH CORNER BRACKETS; 710.479, 710.443

FT-0236HF

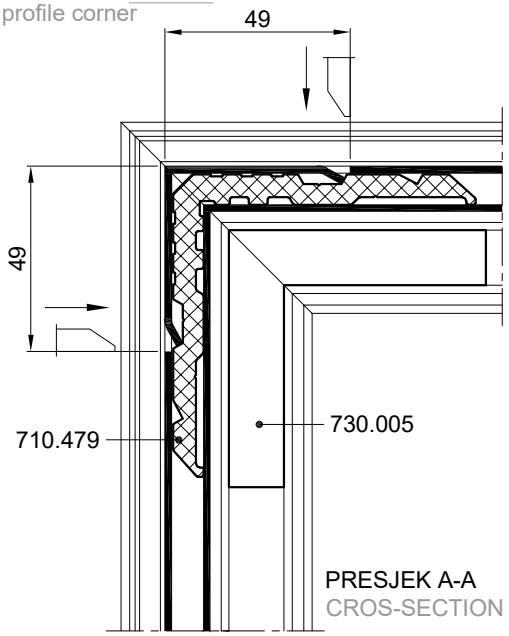


PRESJEK B-B
CROS-SECTION B-B



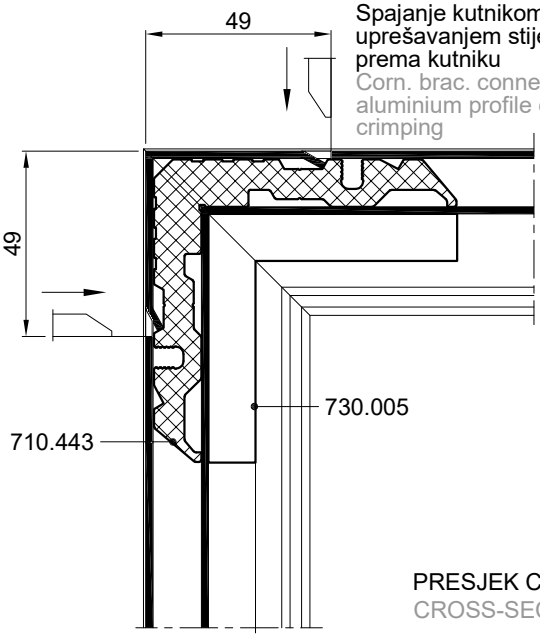


Spajanje kutnikom 710.479 uprešavanjem stijenke profila prema kutniku
Corn. brac. connection 710.479 aluminium profile corner crimping



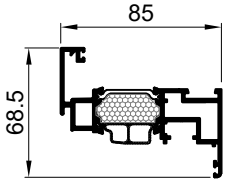
PRESJEK A-A
CROS-SECTION A-A

Spajanje kutnikom 710.443 uprešavanjem stijenke profila prema kutniku
Corn. brac. connection 710.443 aluminium profile corner crimping

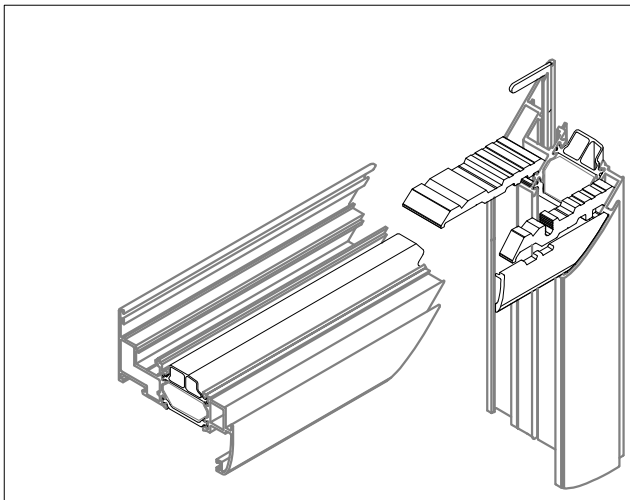


PRESJEK C-C
CROSS-SECTION C-C

OVAJ RASPORED I NAČIN SPAJANJA KUTNICIMA PRIMJENJIV JE I NA PROFILE FT-**0239H**
THIS ARRANGEMENT AND BIDING METHOD WITH CORNER BRACKETS IS ALSO APPLICABLE FOR PROFILE **FT-0239H**

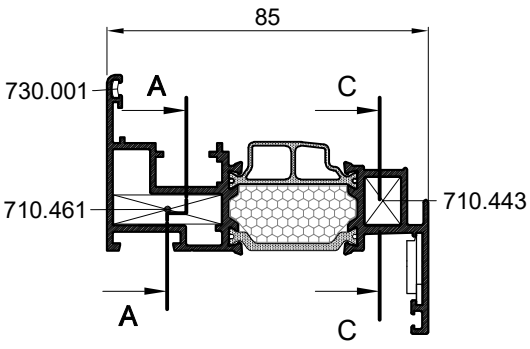


FT-0239HF

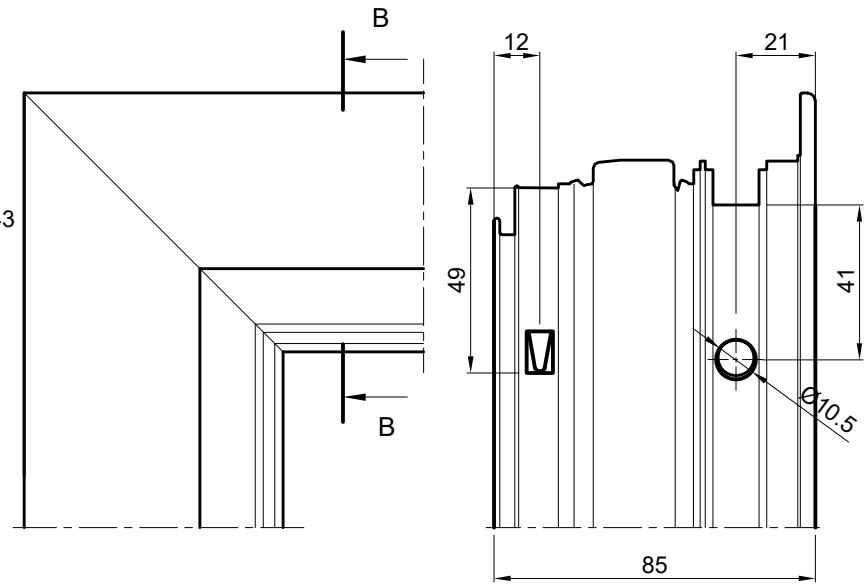


SPAJANJE PROFILA FT-0296HF KUTNICIMA; 710.461, 710.443
CONNECTION OF PROFILE FT-0296HF WITH CORNER BRACKETS; 710.461, 710.443

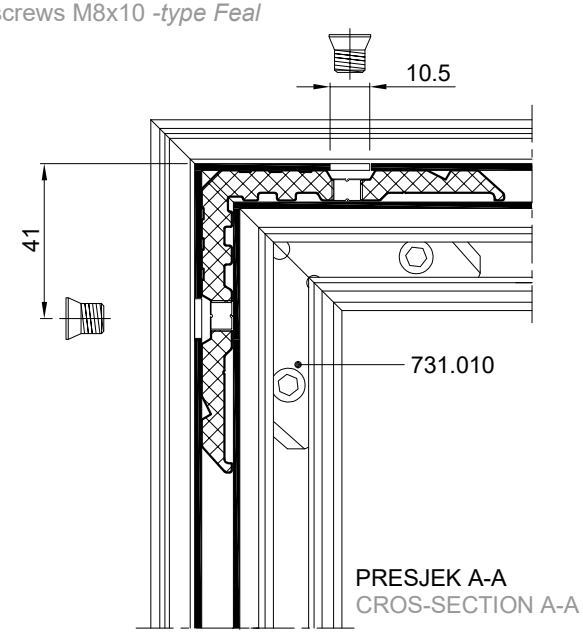
FT-0296HF



PRESJEK B-B
CROS-SECTION B-B

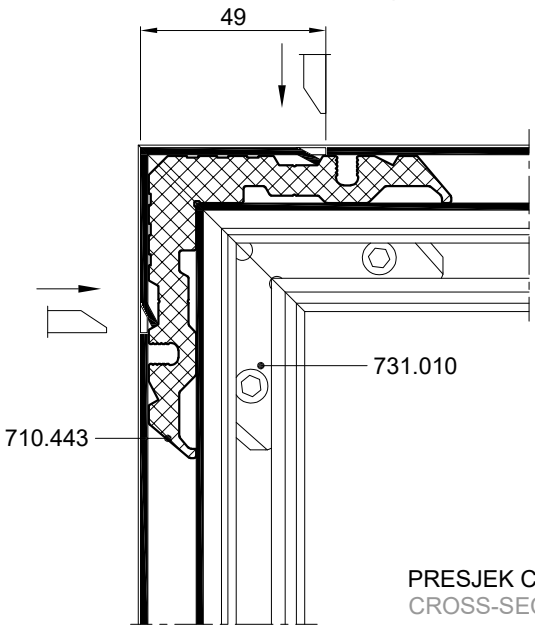


Spajanje kutnikom 710.461
vijcima M8x10 *-tip Feal*
Corner bracket connection 710.461
screws M8x10 *-type Feal*



PRESJEK A-A
CROS-SECTION A-A

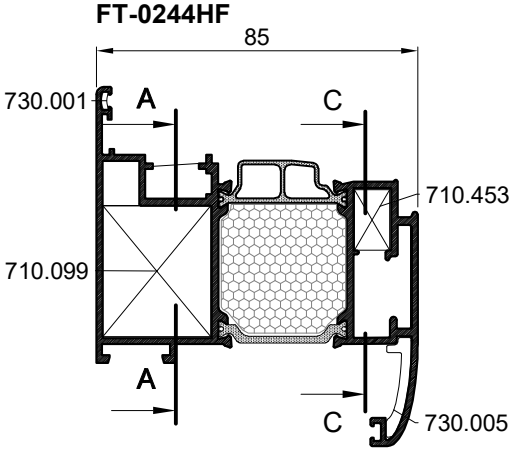
Spajanje kutnikom 710.443
upresavanjem stijenke profila
prema kutniku
Corn. brac. connection 710.443
aluminium profile corner
crimping

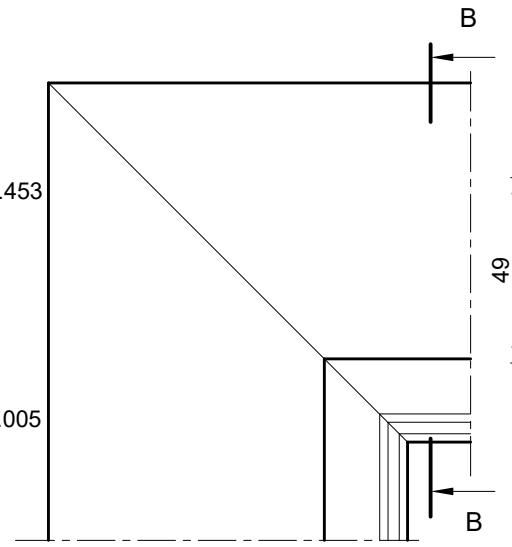


PRESJEK C-C
CROSS-SECTION C-C

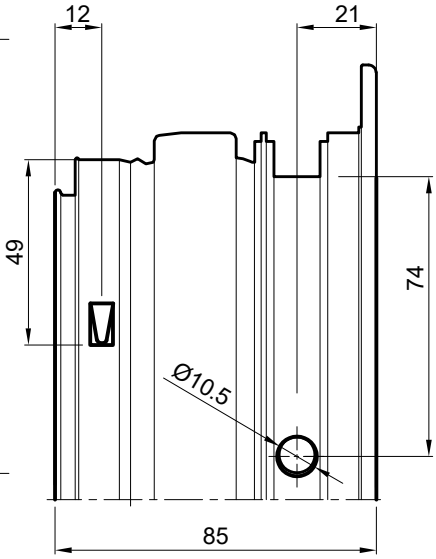
SPAJANJE PROFILA FT-0244HF KUTNICIMA; 710.099, 710.453
CONNECTION OF PROFILE FT-0244HF WITH CORNER BRACKETS; 710.099, 710.453

FT-0244HF

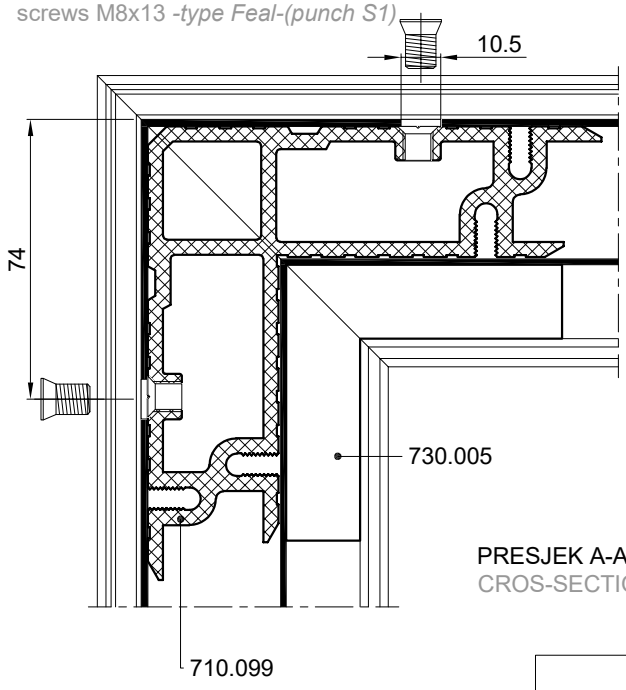




PRESJEK B-B
CROS-SECTION B-B

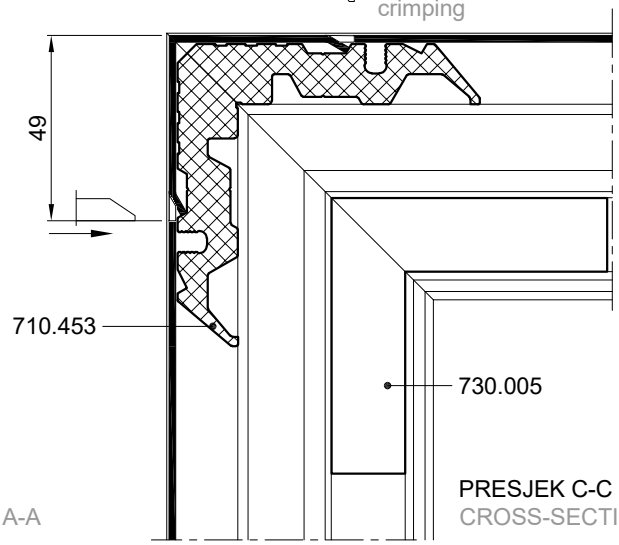


Spajanje kutnikom 710.099
vijcima M8x13 *-tip Feal-(štanca S1)*
Corner bracket connection 710.099
screws M8x13 *-type Feal-(punch S1)*



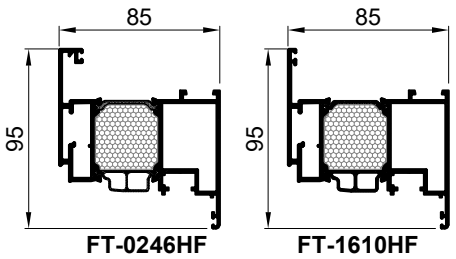
PRESJEK A-A
CROS-SECTION A-A

Spajanje kutnikom 710.453
uprešavanjem stijenke profila prema kutniku
Corn. brac. connection 710.453
aluminium profile corner crimping

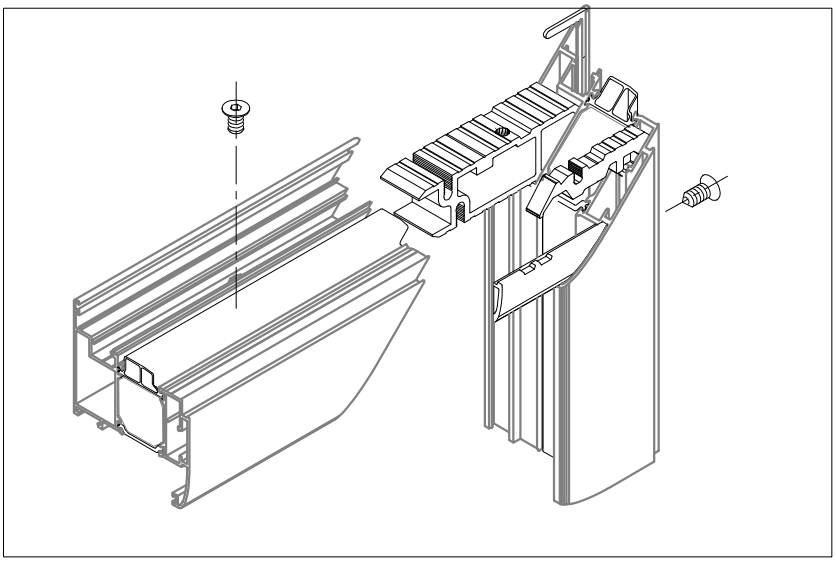


PRESJEK C-C
CROSS-SECTION C-C

OVAJ RASPORED I NAČIN SPAJANJA KUTNICIMA PRIMJENJIV JE I NA PROFILE FT-**0246H**
THIS ARRANGEMENT AND BIDING METHOD WITH CORNER BRACKETS IS ALSO APPLICABLE FOR PROFILE **FT-0246H**

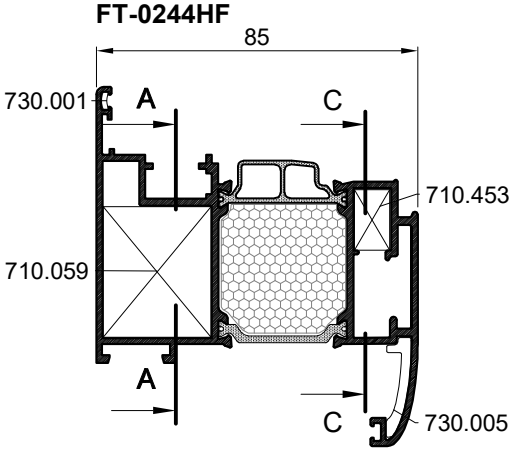


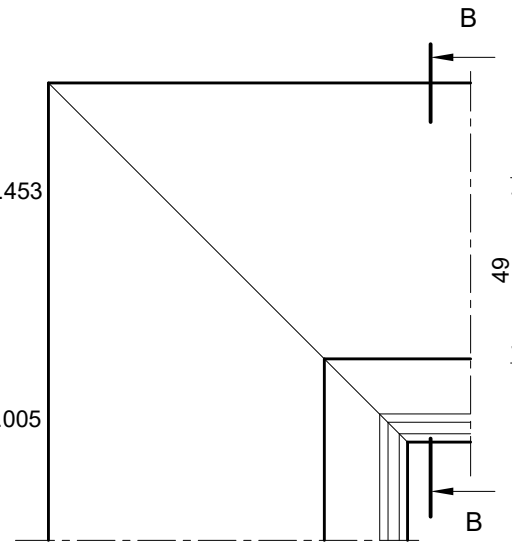
FT-0246HF **FT-1610HF**



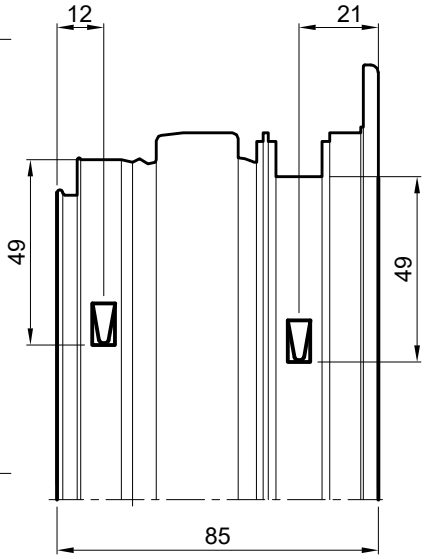
SPAJANJE PROFILA FT-0244HF KUTNICIMA; 710.059, 710.453
CONNECTION OF PROFILE FT-0244HF WITH CORNER BRACKETS; 710.059, 710.453

FT-0244HF

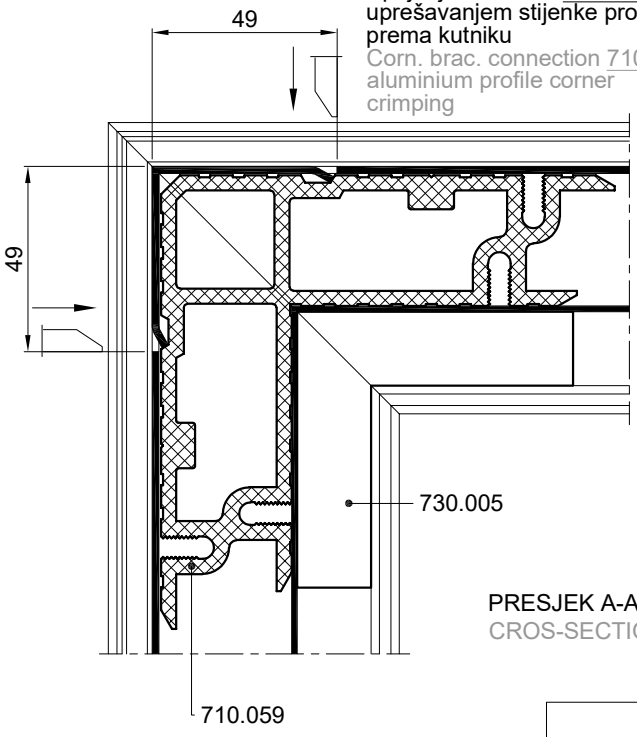




PRESJEK B-B
CROS-SECTION B-B

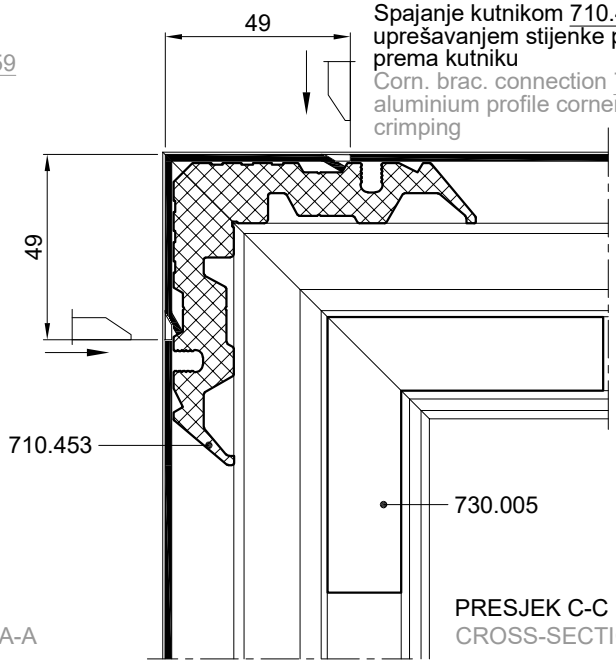


Spajanje kutnikom 710.059 upršavanjem stijenke profila prema kutniku
Corn. brac. connection 710.059 aluminium profile corner crimping



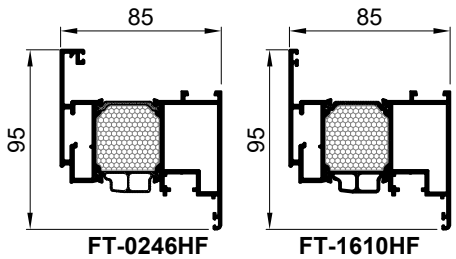
PRESJEK A-A
CROS-SECTION A-A

Spajanje kutnikom 710.453 upršavanjem stijenke profila prema kutniku
Corn. brac. connection 710.453 aluminium profile corner crimping

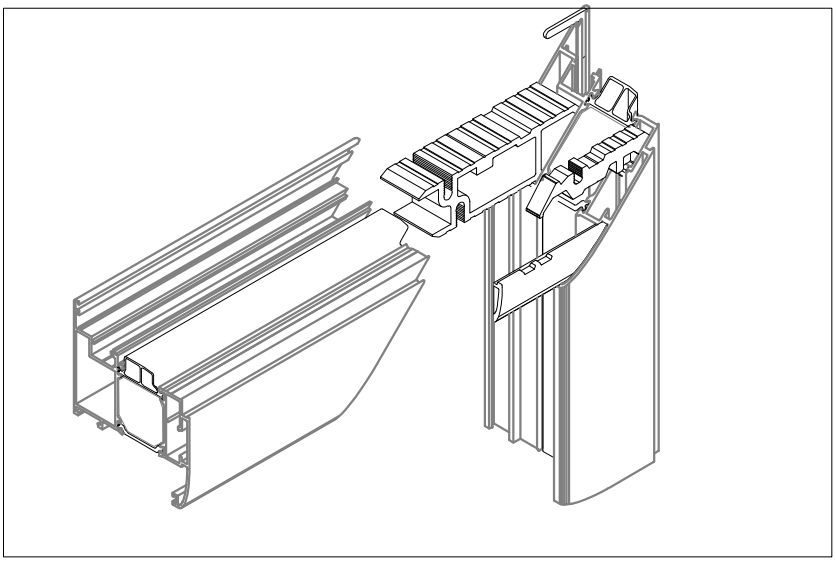


PRESJEK C-C
CROSS-SECTION C-C

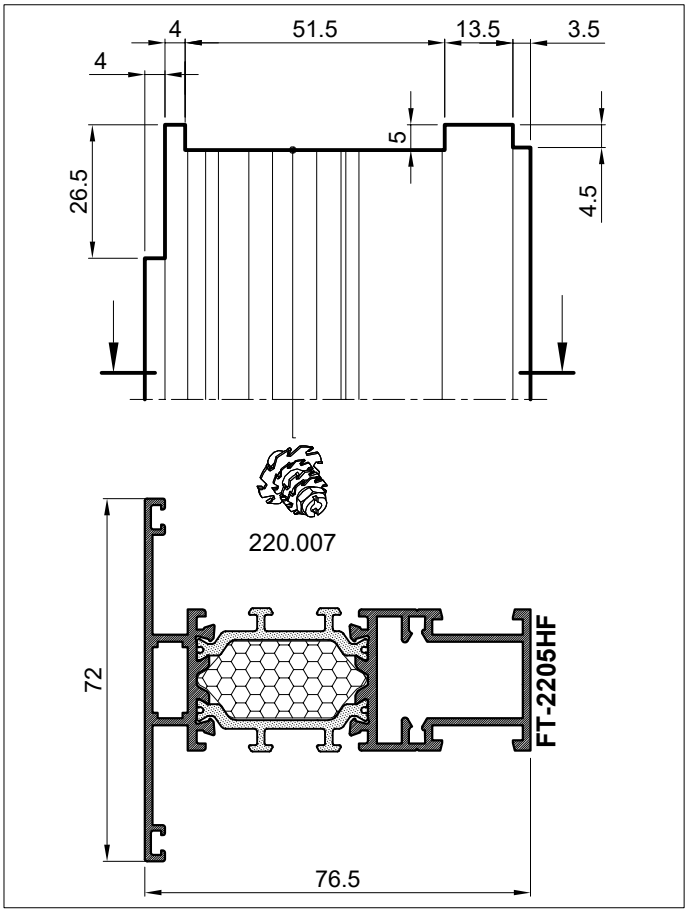
OVAJ RASPORED I NAČIN SPAJANJA KUTNICIMA PRIMJENJIV JE I NA PROFILE FT-**0246H**
THIS ARRANGEMENT AND BIDING METHOD WITH CORNER BRACKETS IS ALSO APPLICABLE FOR PROFILE **FT-0246H**



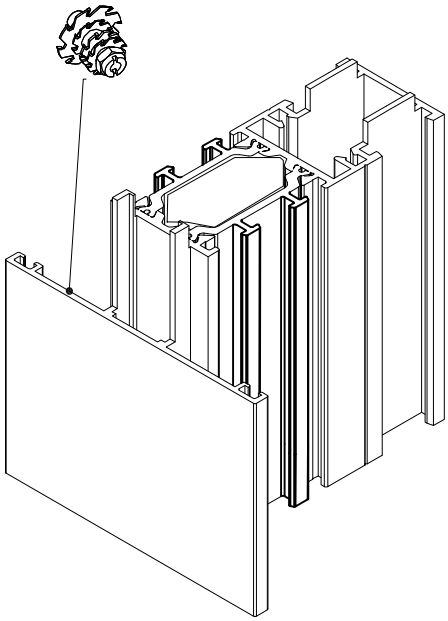
FT-0246HF **FT-1610HF**



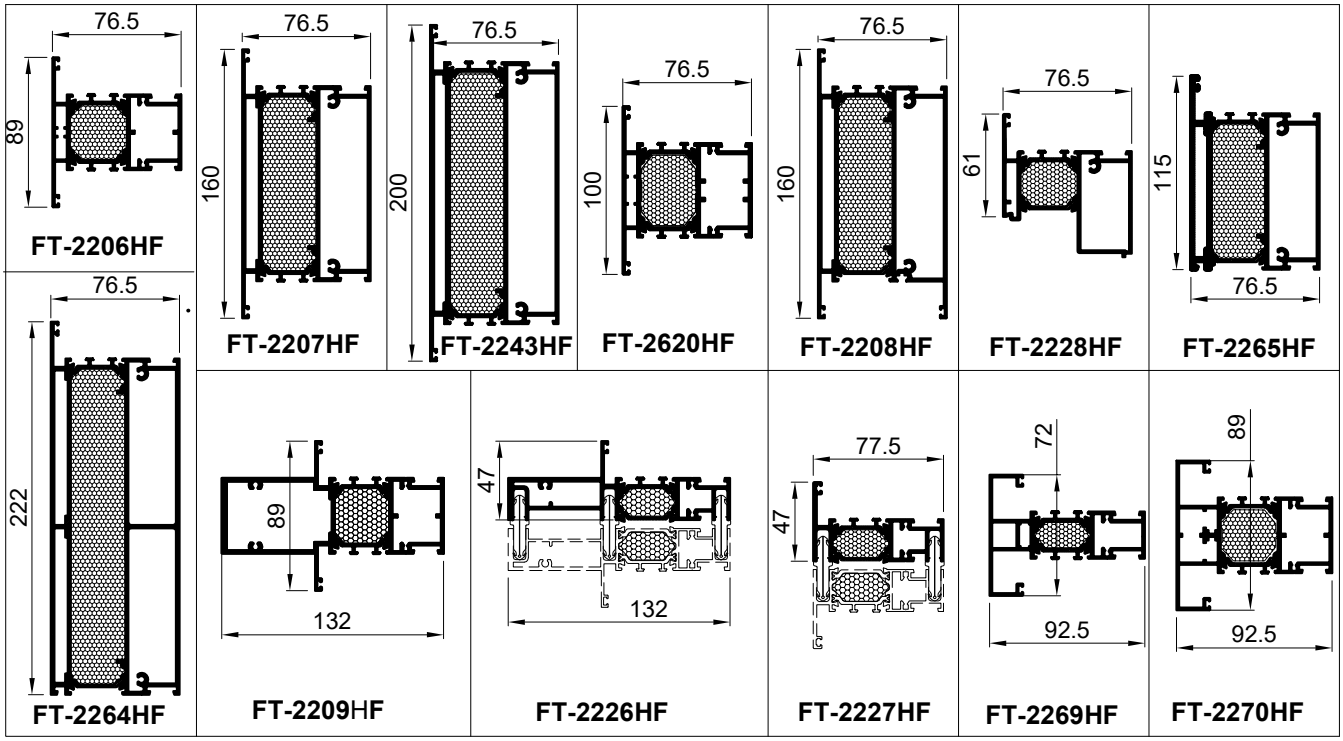
OBRADA PROFILA PREČKE (FT-2205HF, FT-2206HF, FT-2207HF, FT-2208HF, FT-2243HF, FT-2264HF,FT-2265HF,FT-2620HF, FT-2228HF, FT-2209HF, FT-2226HF, FT-2227HF, FT-2269HF, FT-2270HF) PREMA PROFILIMA KRILA, RAMA I PREČKE.
PROCESSING PROFILES MULLION (FT-2205HF, FT-2206HF, FT-2207HF, FT-2208HF, FT-2243HF, FT-2264HF, FT-2265HF, FT-2620HF, FT-2228HF, FT-2209HF, FT-2226HF, FT-2227HF, FT-2269HF, FT-2270HF) TOWARS PROFILES OF SASH, FRAME AND MULLION.



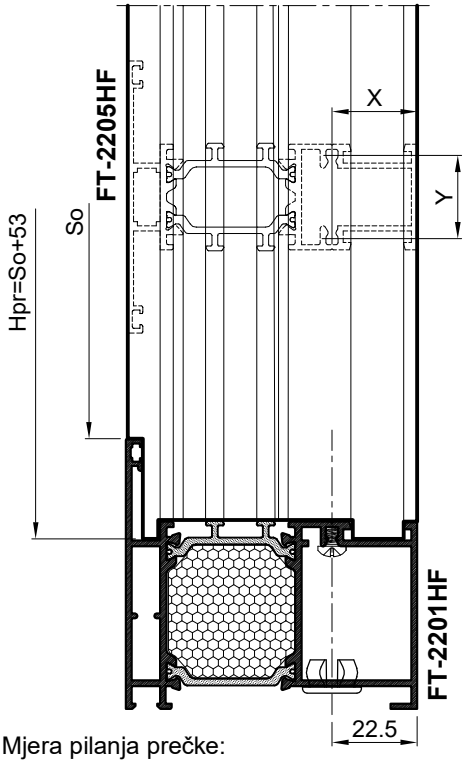
OBRADU RADITI GLODALOM 220.007
PROCESSING WITH MILLING 220.007



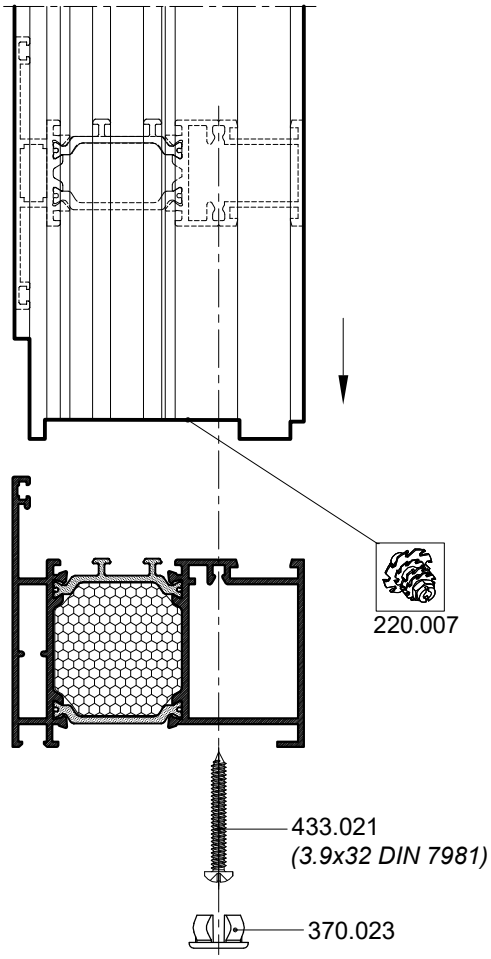
OBRADA PROFILA JE ISTA I ZA PROFILE:
PROFILE PROCESSING IS THE SAME FOR PROFILES:

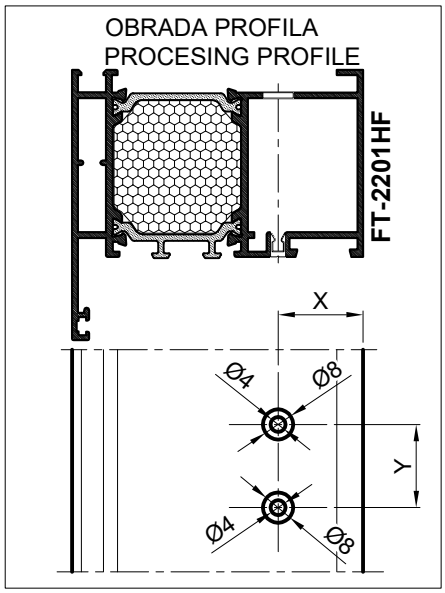


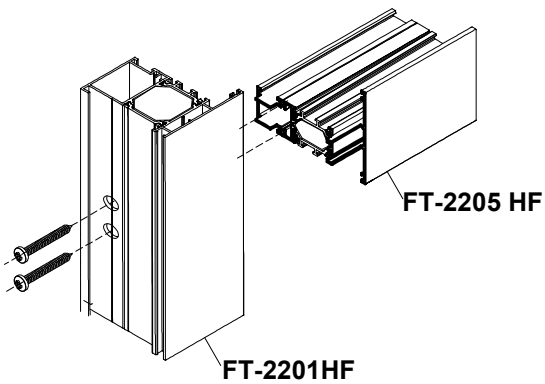
SPAJANJE PROFILA PREČKE I RAMA VIJCIMA
CONNECTION OF MULLION PROFILE WITH SCREWS



Mjera pilanja prečke:
Lpr=So /svijetli otvor/ + 53 mm
Cutting lenght of mullion:
Lmu=So /light oppening/ + 53 mm

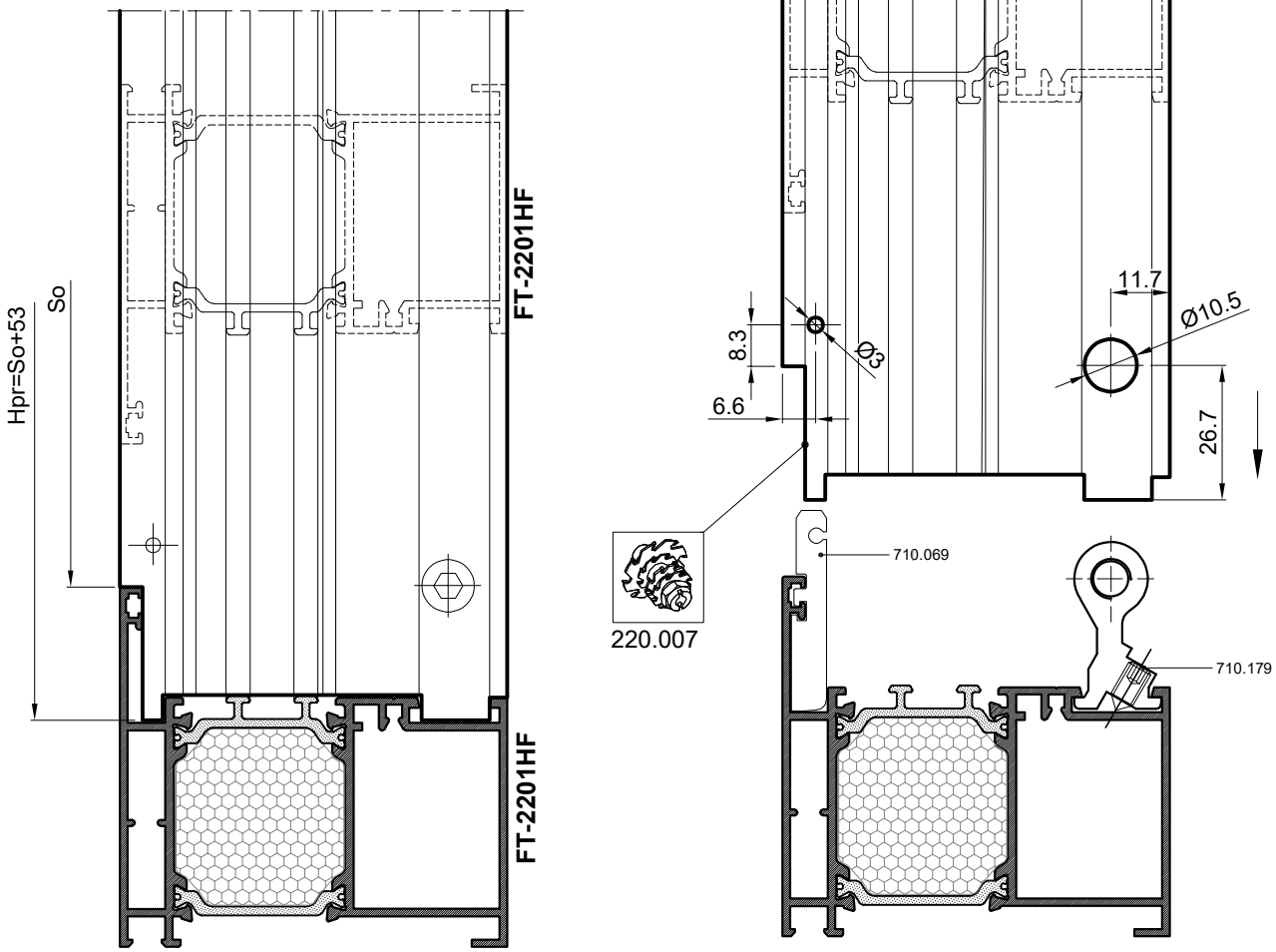




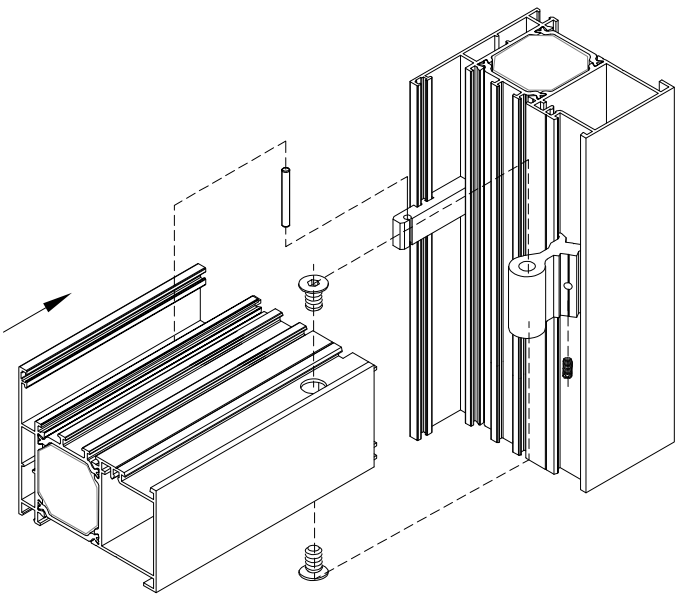


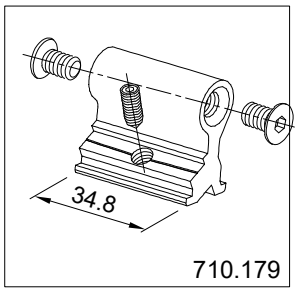
	OBRADA VRIJEDI I ZA PREČKE		
	Profil	X	Y
1.	FT-2205H	22.5	22.5
2.	FT-2206H	22.5	39.5
3.	FT-2620H	22.5	50.5
4.	FT-2207H	22.5	98
5.	FT-2208H	22.5	98
6.	FT-2243H	22.5	138
7.	FT-2264H	22.5	182
8.	FT-2265H	22.5	75
9.	FT-2228H	22.5	
10.	FT-2209H	22.5	39.5
11.	FT-2226H	22.5	19.5
12.	FT-2227H	22.5	19.5
13.	FT-2269H	22.5	22.5
14.	FT-2270H	22.5	39.5

SPAJANJE PROFILA RAMA FT-2201HF VEZNICIMA
CONNECTION OF FRAME PROFILE FT-2201HF WITH CONNECTORS

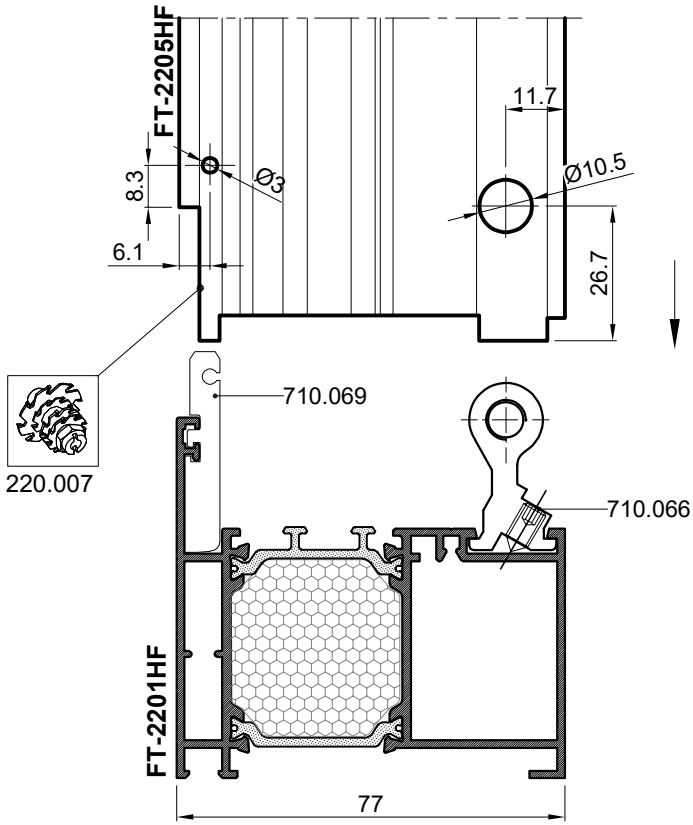


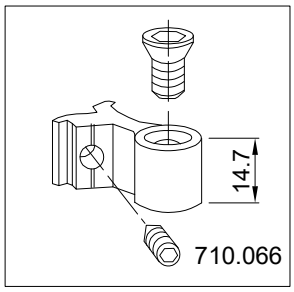
Mjera pilanja profil FT-2201H:
Lpr=So /svijetli otvor/ + 53 mm
Cutting lenght of profile FT-0201H:
Lmu=So /light opening/ + 53 mm

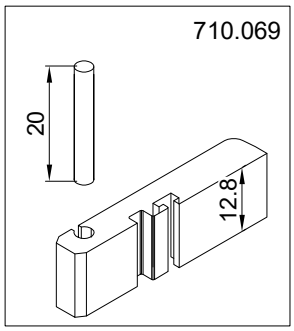


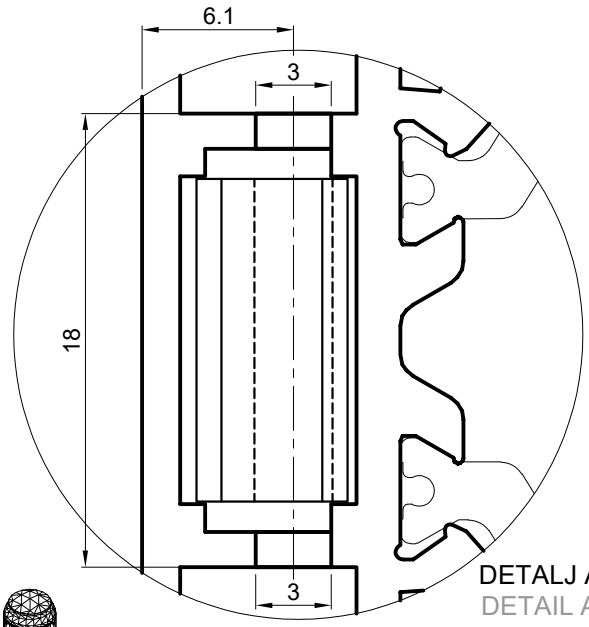


SPAJANJE PROFILA FT-2205HF I FT-2201HF VEZNICIMA
CONNECTION PROFILE FT-2205HF AND FT-2201HF WITH CONNECTORS

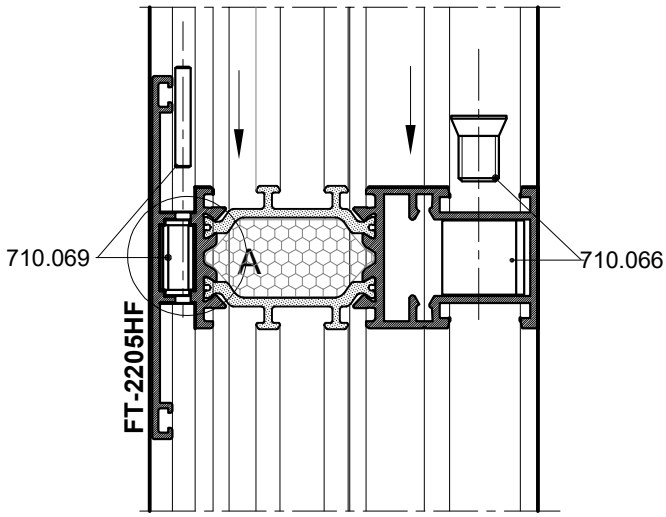


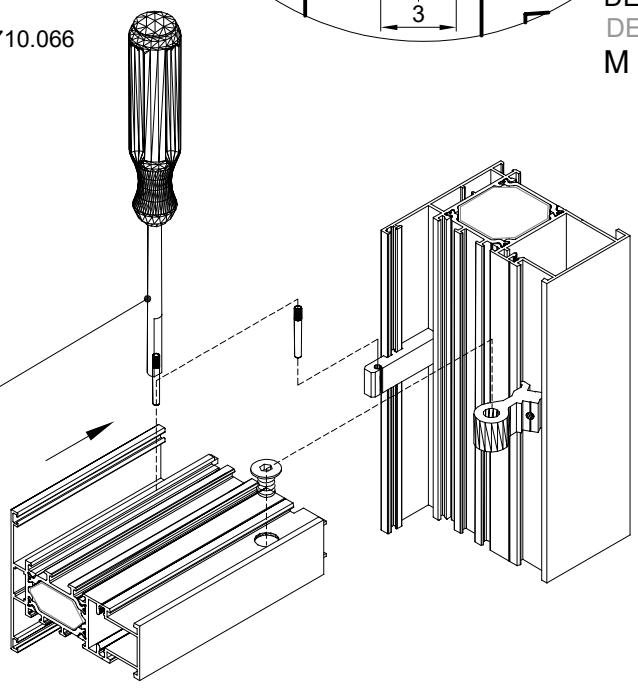






DETALJ A
DETAIL A
M 5:1

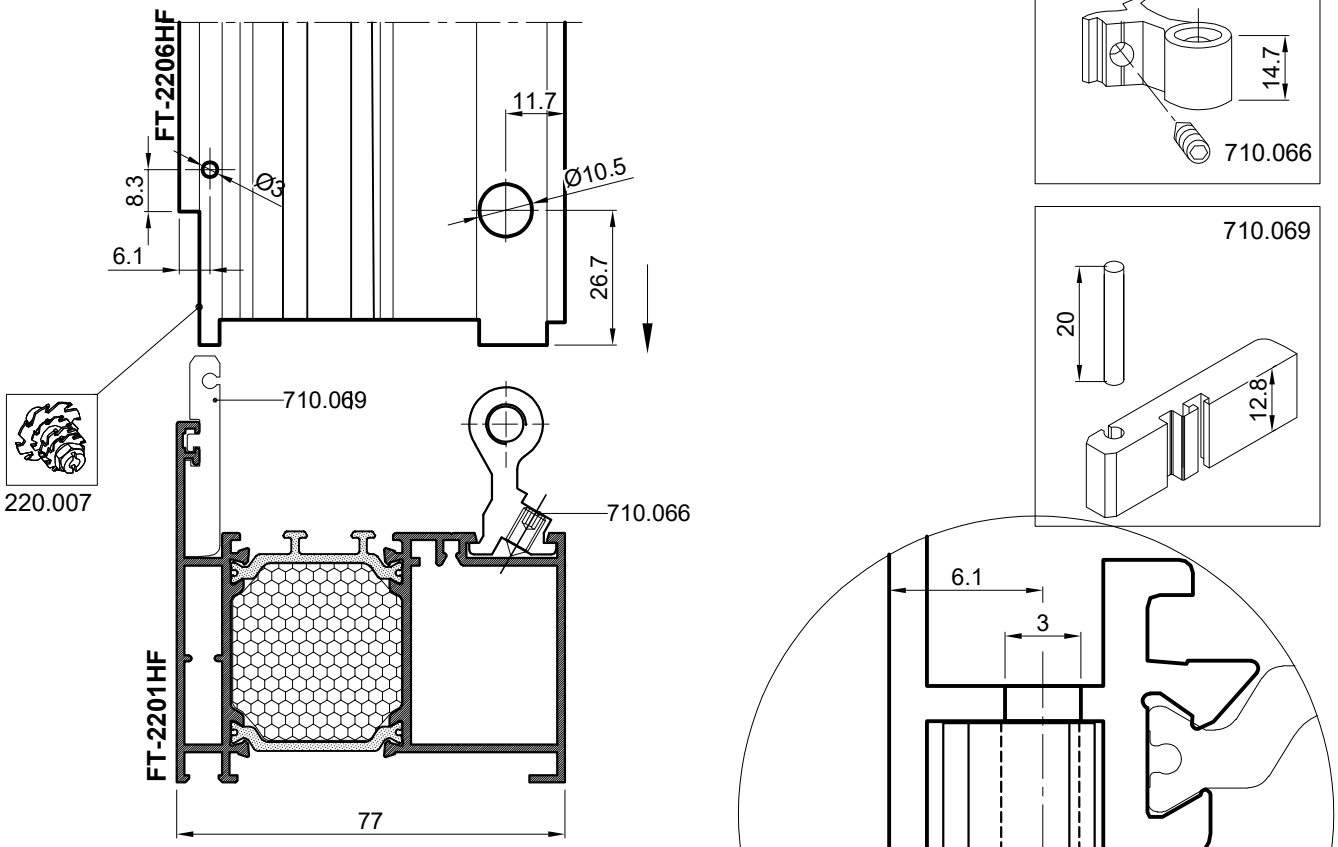




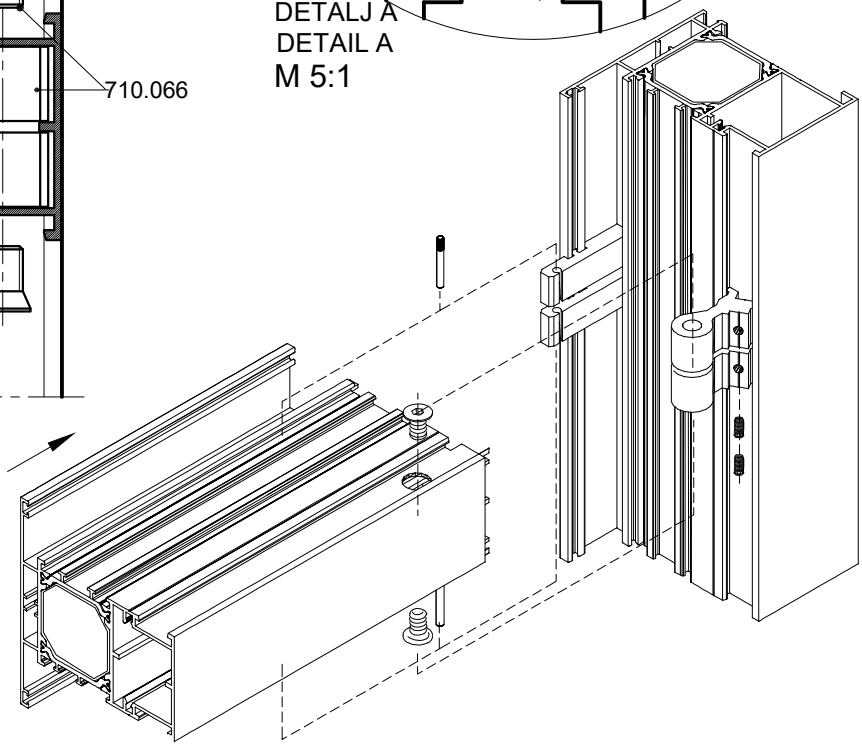
141.008
pomoćni alat za ugradnju
auxiliary tool for montage

Ugradnja veznika 710.069 olakšana je uporabom pomoćnog alata za ugradnju 141.008
Installation of connector 710.069 is facilitated by using auxiliary tool for montage 141.008

SPAJANJE PROFILA FT-2206HF I FT-2201HF VEZNICIMA
CONNECTION PROFILE FT-2206HF AND FT-2201HF WITH CONNECTORS

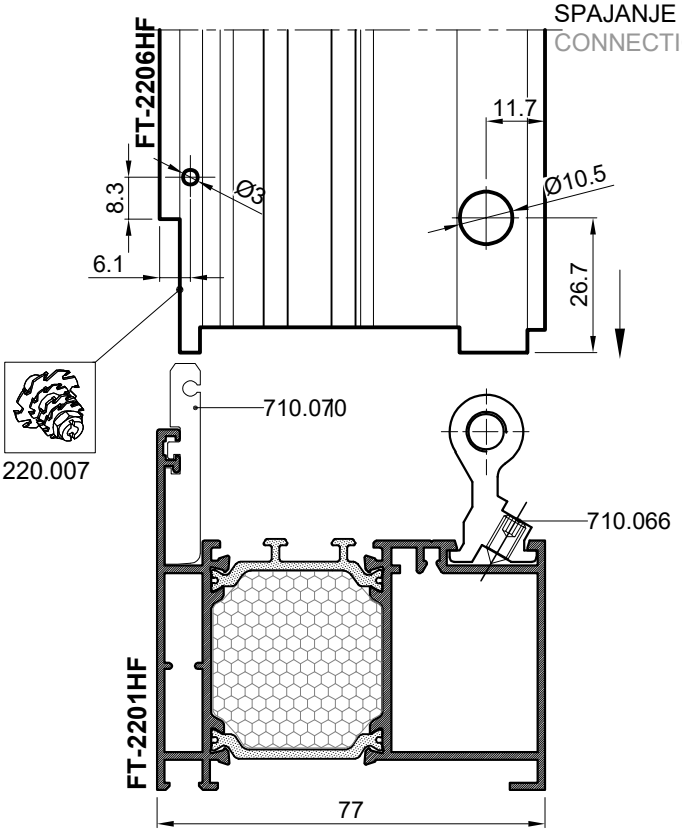


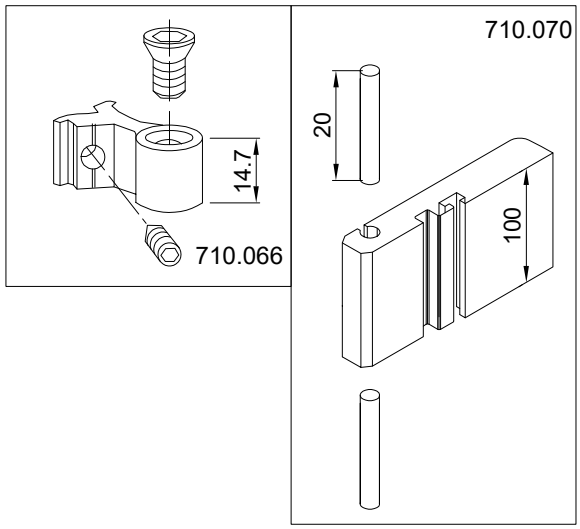
DETALJ A
DETAIL A
M 5:1

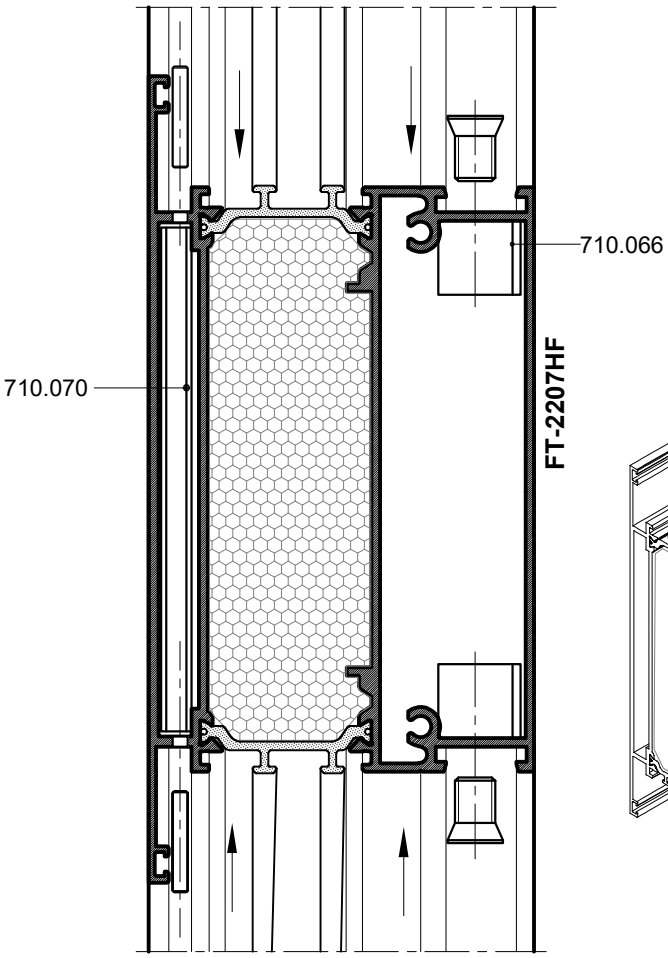


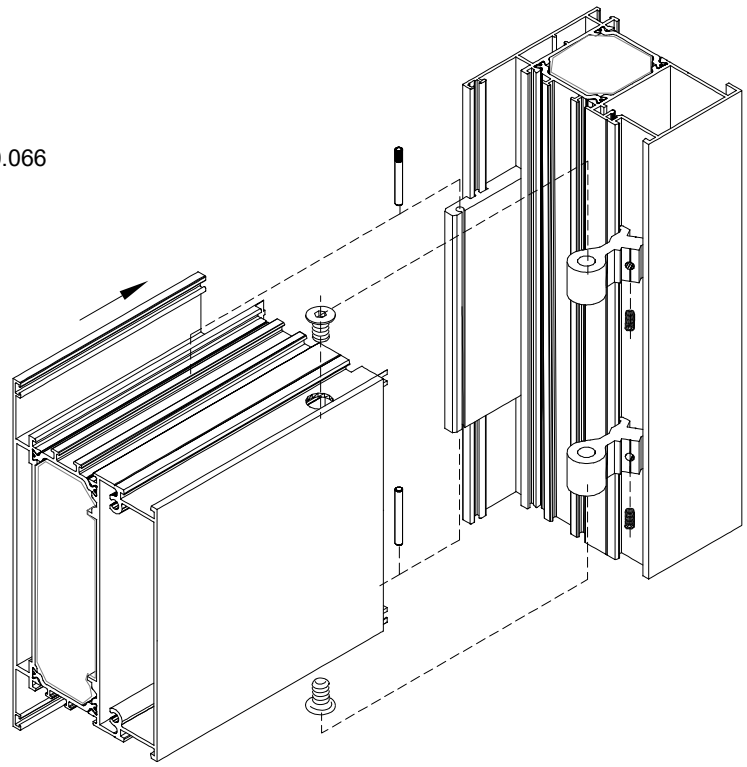
Obrada i način spajanja prikazane prečke je isti i za prečku FT-2620H
The processing and method of joining the shown crossbar is the same as for the FT-2620H crossbar.

SPAJANJE PROFILA FT-2207HF I FT-2201HF VEZNICIMA
CONNECTION PROFILE FT-2207HF AND FT-2201HF WITH CONNECTORS

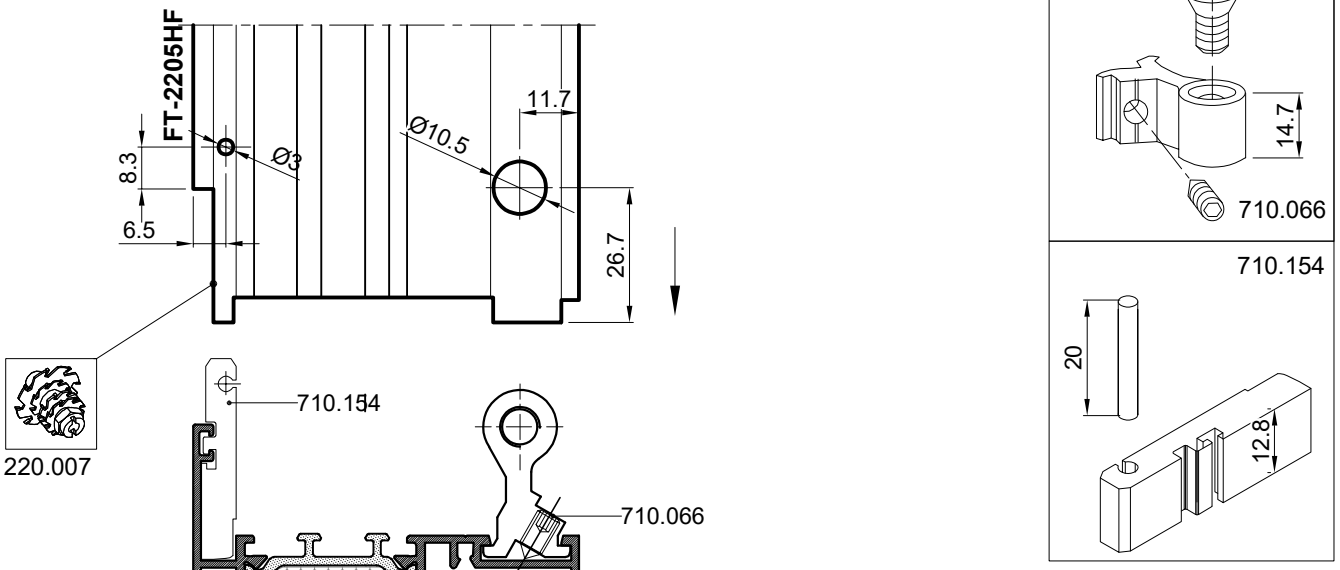


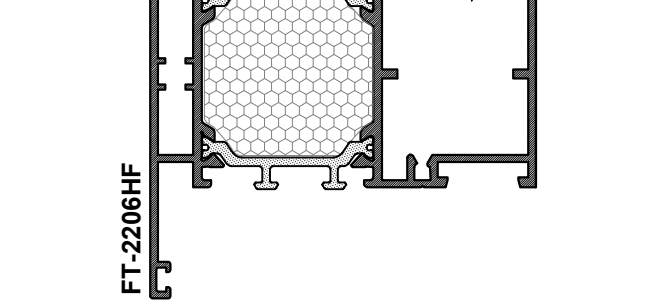


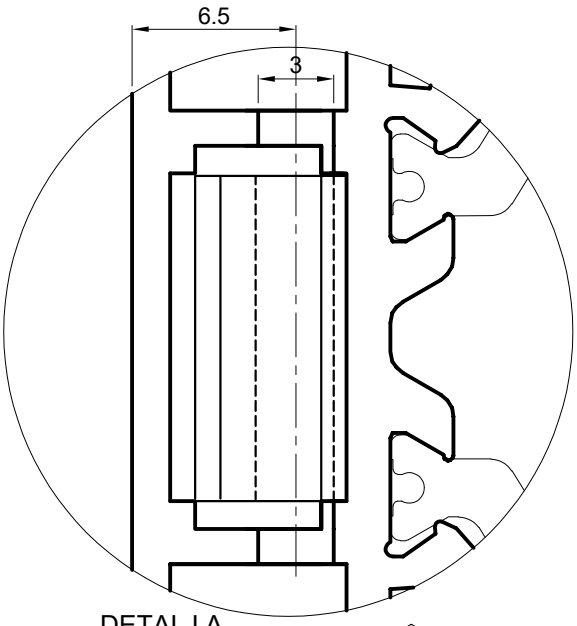




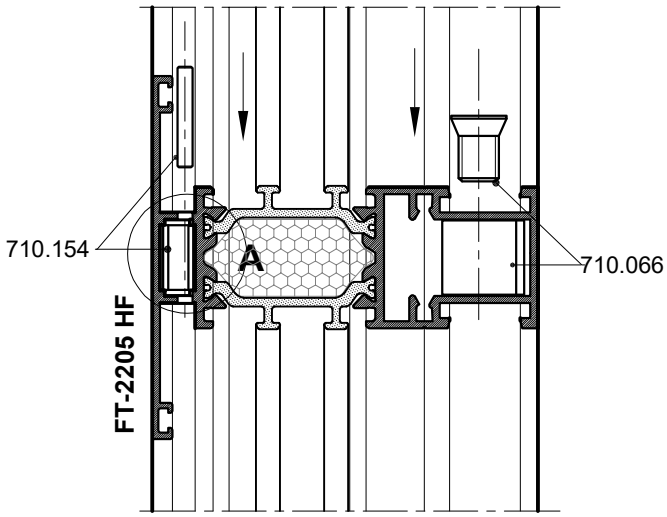
SPAJANJE PROFILA FT-2205HF I FT-2206HF VEZNICIMA
CONNECTION PROFILE FT-0205HF AND FT-0206HF WITH CONNECTORS

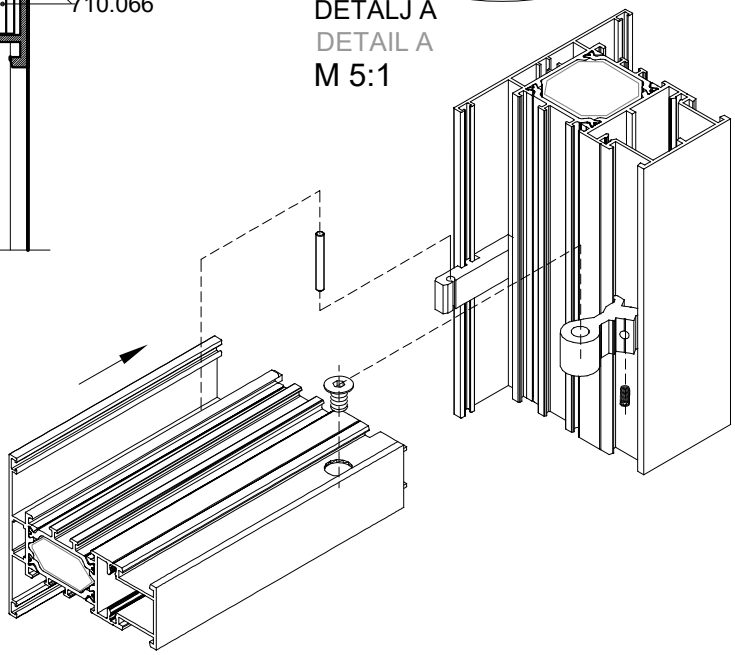




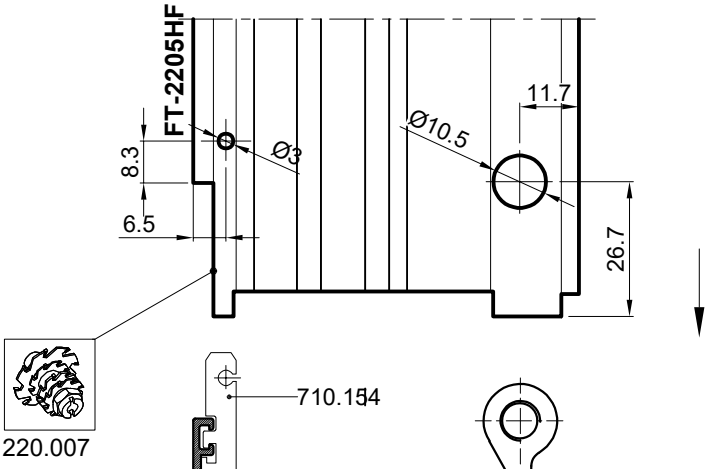


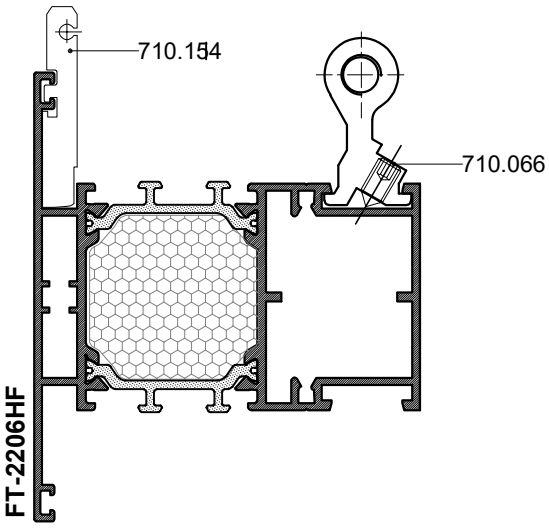
DETALJ A
DETAIL A
M 5:1

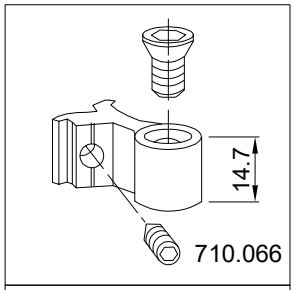


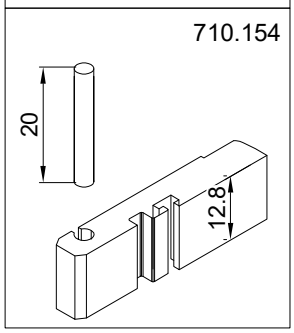


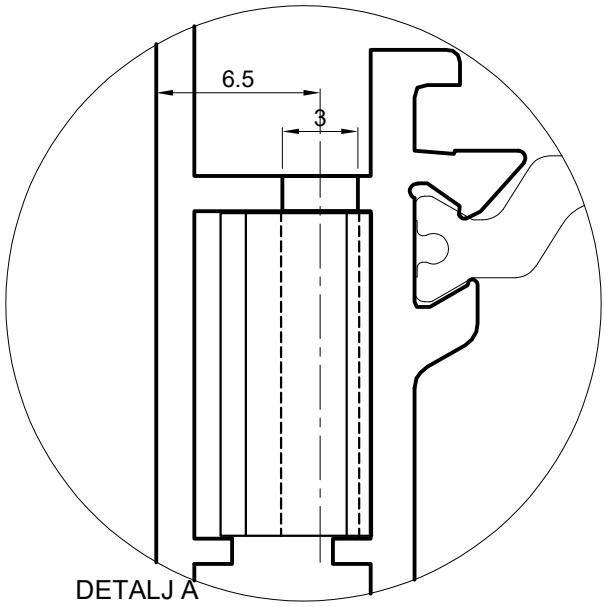
SPAJANJE PROFILA FT-2206HF I FT-2206HF VEZNICIMA
CONNECTION PROFILE FT-2206HF AND FT-2206HF WITH CONNECTORS



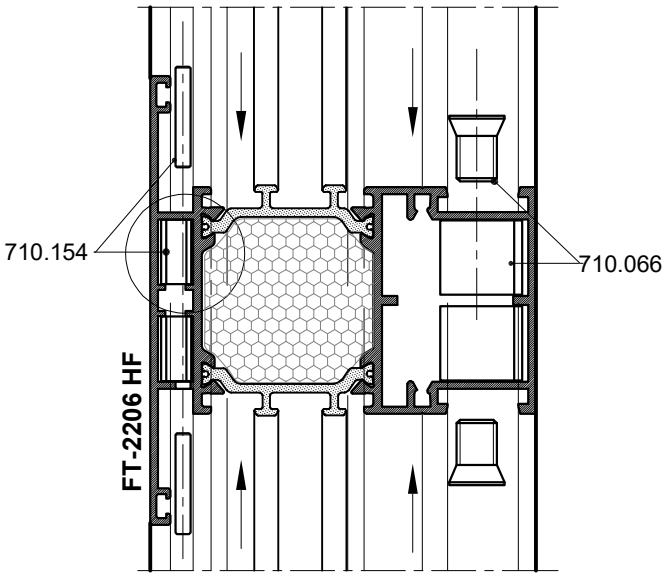


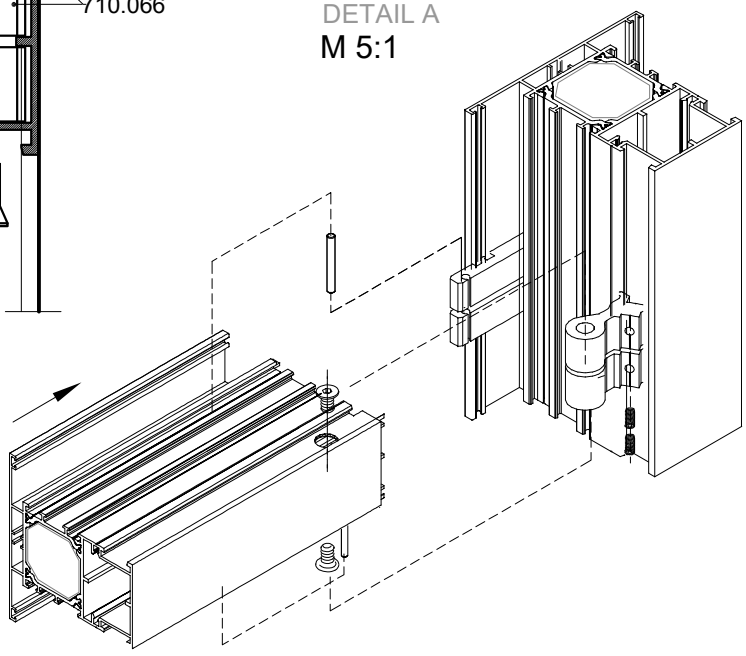




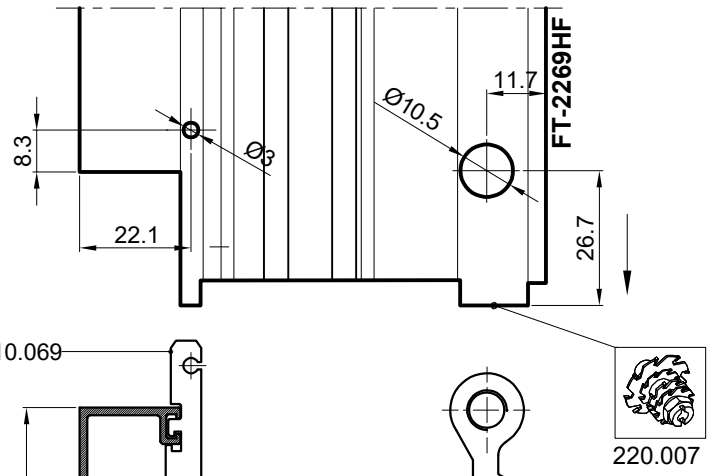


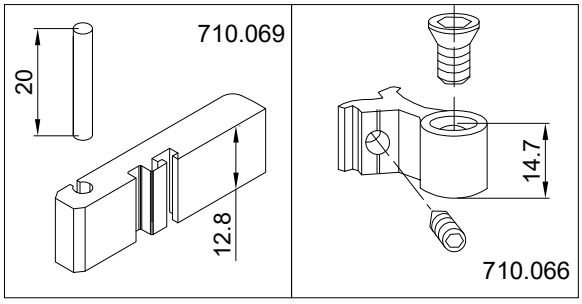
DETALJ A
DETAIL A
M 5:1

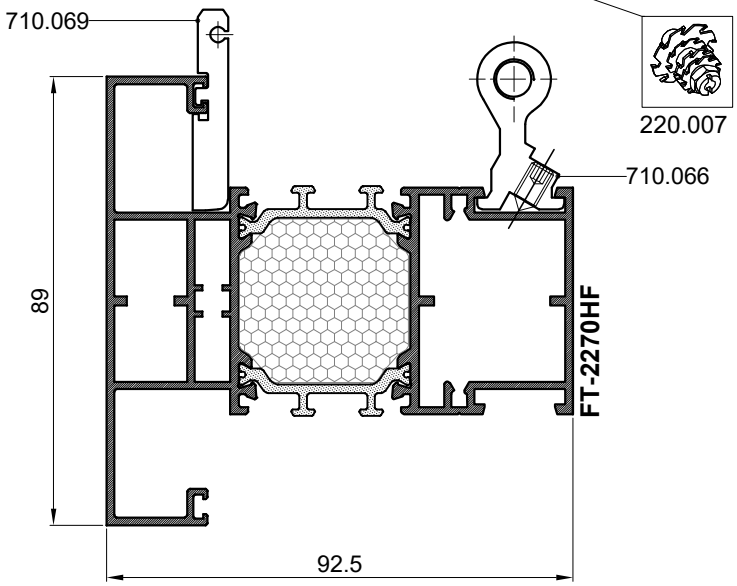




SPAJANJE PROFILA FT-2269HF i FT-2270HF VEZNICIMA
CONNECTION OF PROFILE FT-2269HF i FT-2270HF WITH CONNECTORS

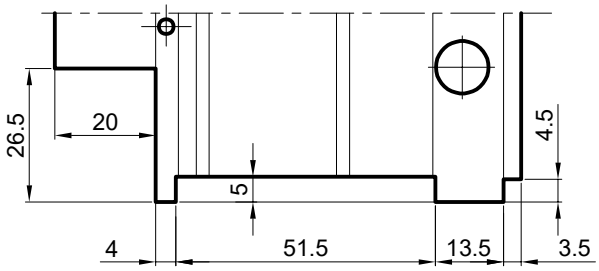


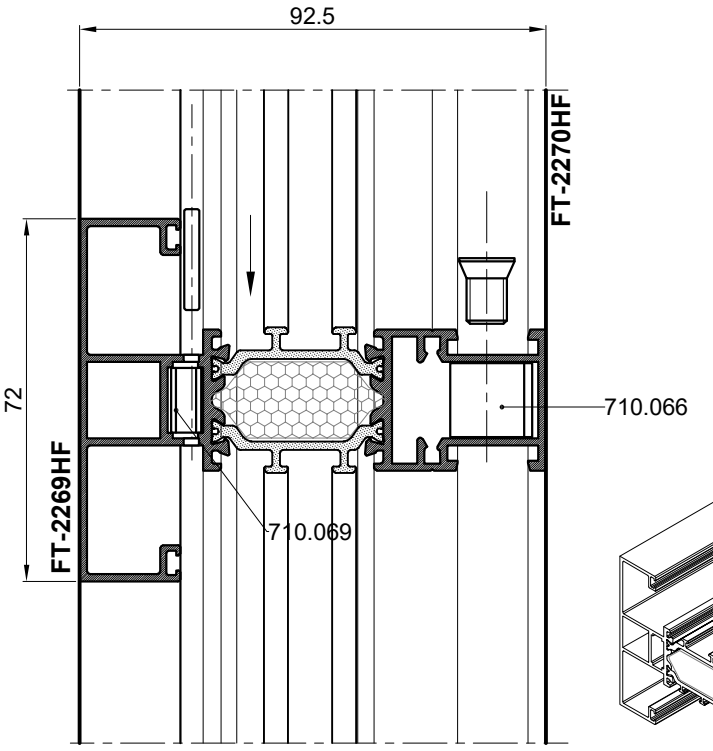


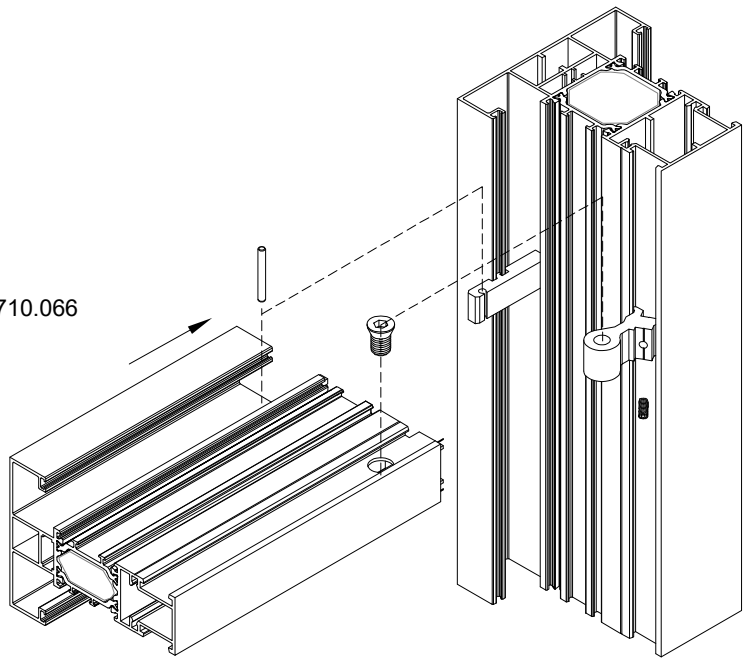


OBRADA PROFILA PREČKE
-obrada snopom glodala za obradu prečki art.220.007 uz dodatnu obradu
-obrada na glodalici ili obradnom centru

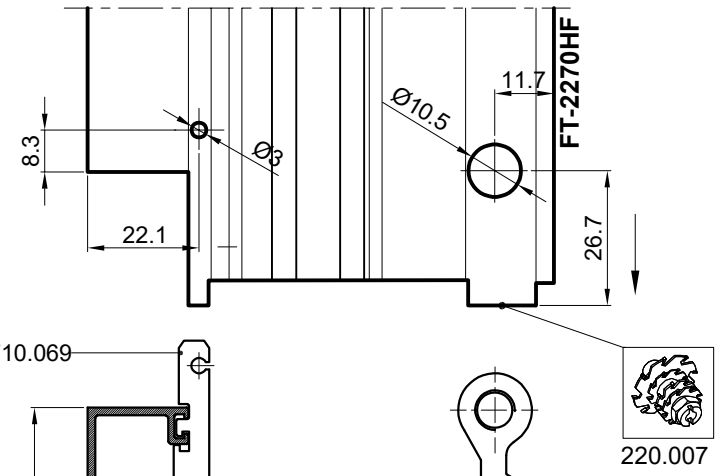
PROCESSING OF MULLION PROFILE
-processing with bundle of milling cutters for mullion processing art.220.007 with additional processing
-processing on mill or machining centre

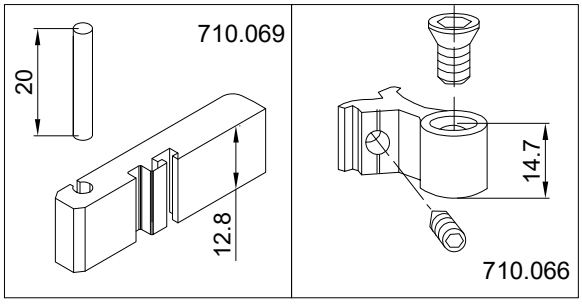






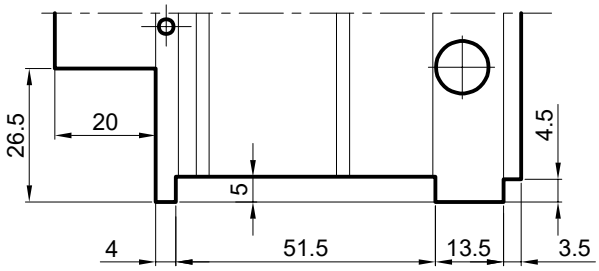
SPAJANJE PROFILA FT-2270HF I FT-2270HF VEZNICIMA
CONNECTION OF PROFILE FT-2270HF I FT-2270HF WITH CONNECTORS

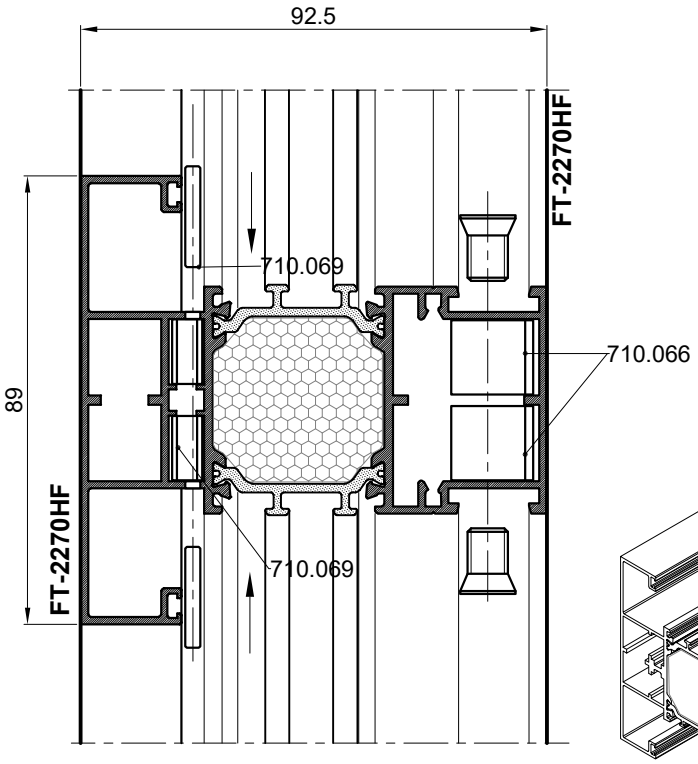


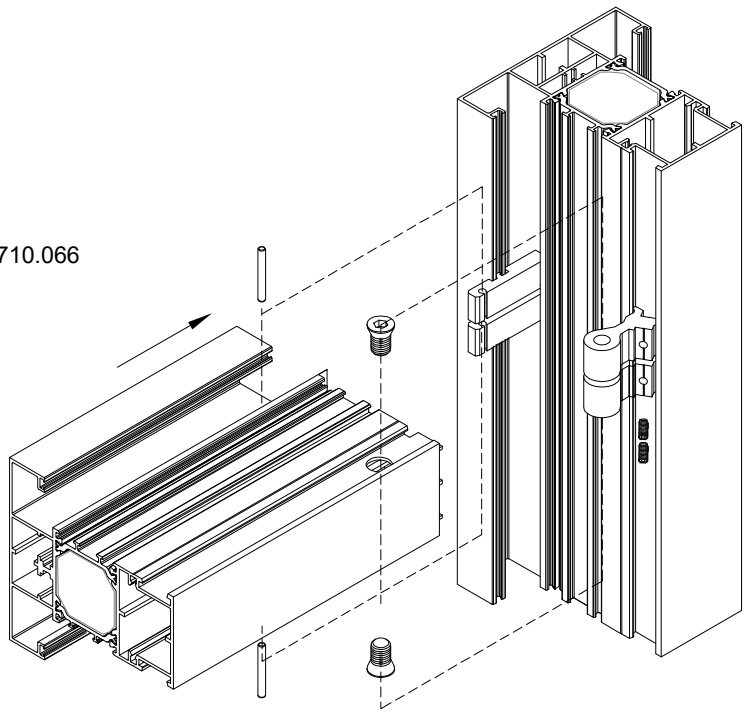


OBRADA PROFILA PREČKE
-obrada snopom glodala za obradu prečki art.220.007 uz dodatnu obradu
-obrada na glodalici ili obradnom centru

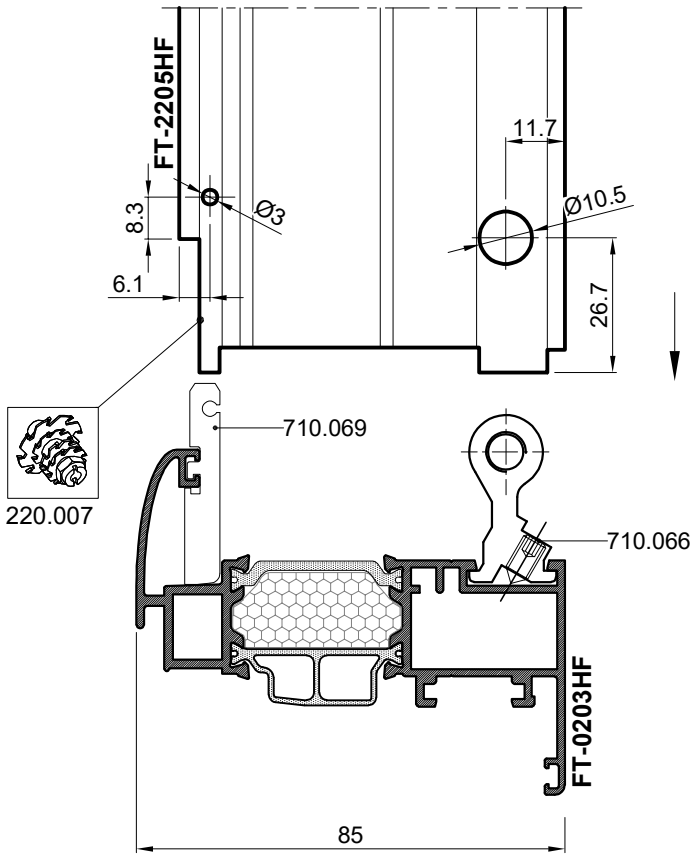
PROCESSING OF MULLION PROFILE
-processing with bundle of milling cutters for mullion processing art.220.007 with additional processing
-processing on mill or machining centre

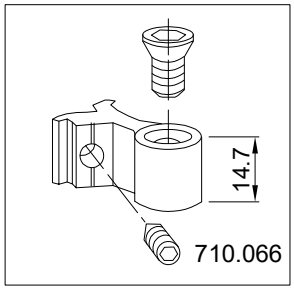


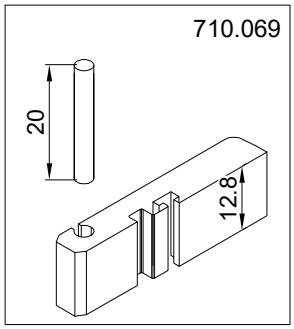


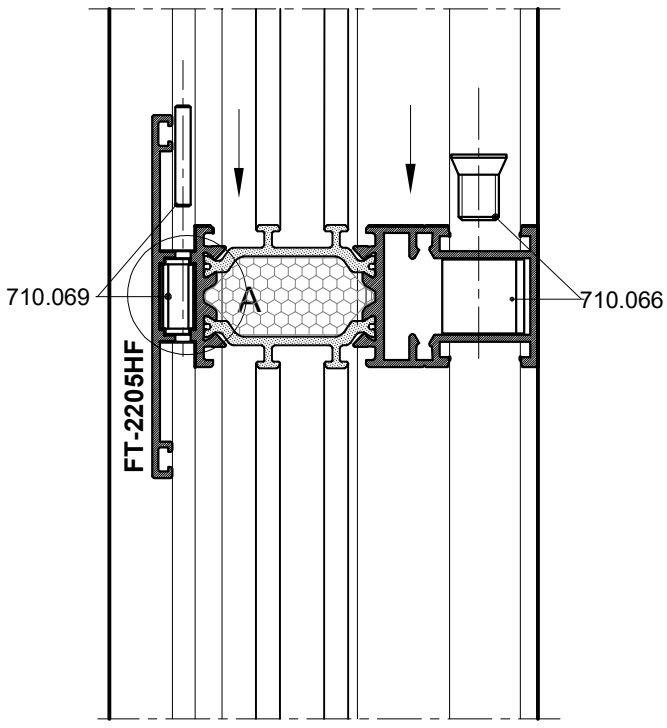


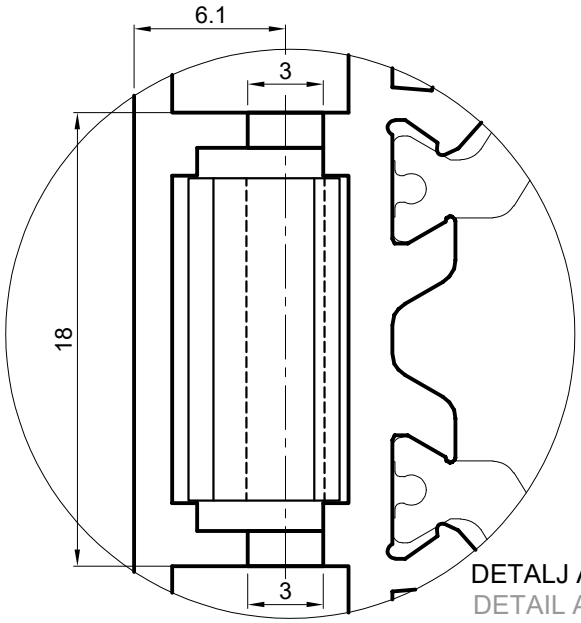
SPAJANJE PROFILA FT-2205HF I FT-0203HF VEZNICIMA
CONNECTION PROFILE FT-2205HF AND FT-0203HF WITH CONNECTORS





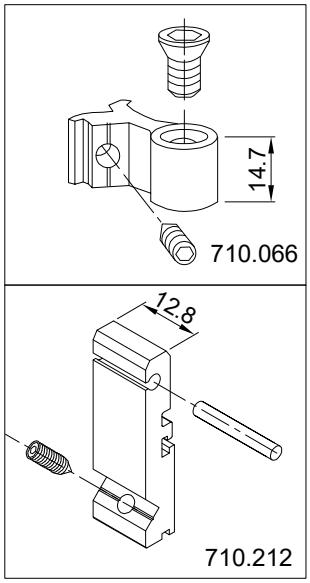


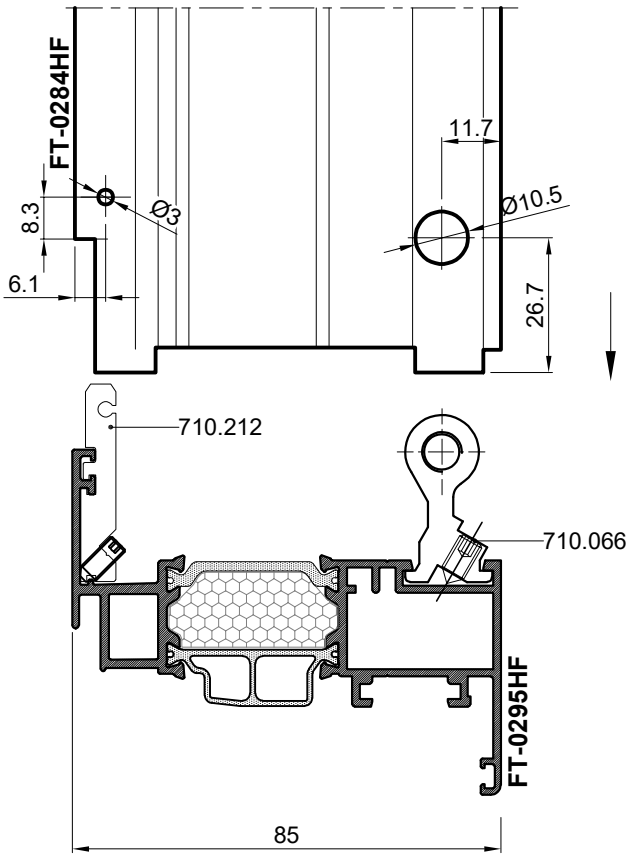


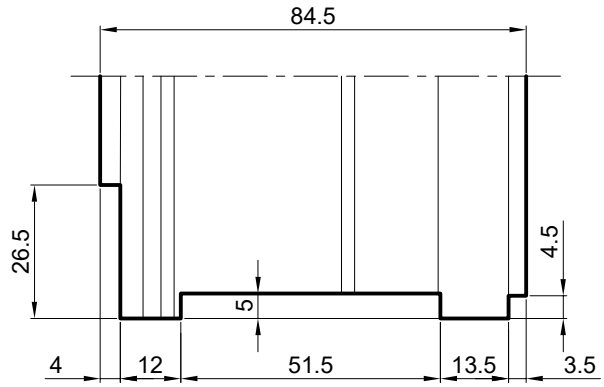


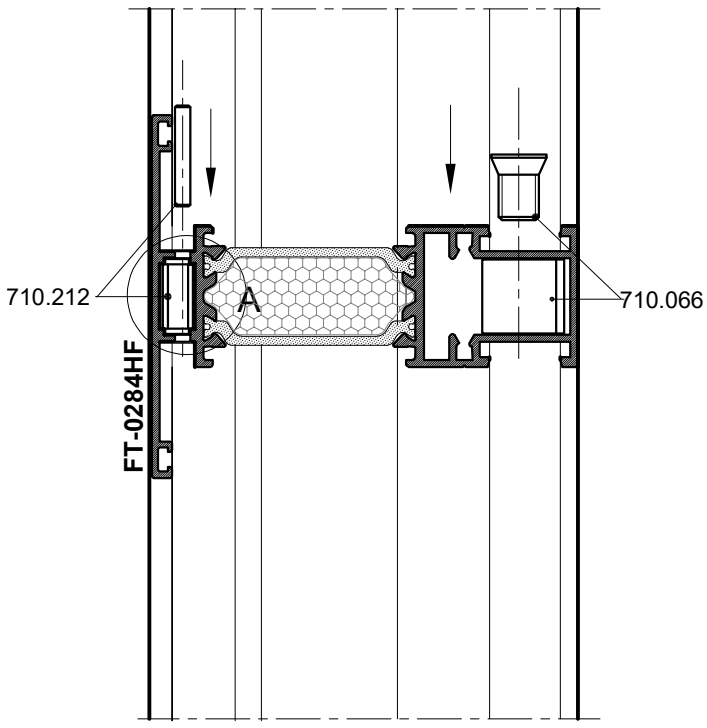
DETALJ A
DETAIL A
M 5:1

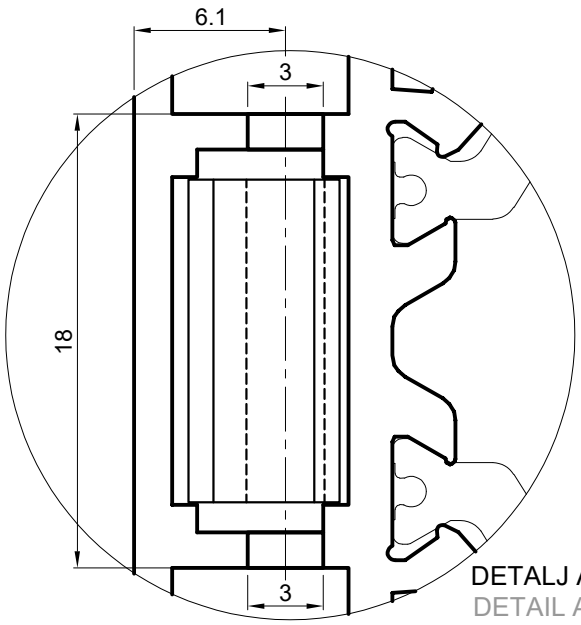
SPAJANJE PROFILA FT-0295HF I FT-0284HF VEZNICIMA
CONNECTION PROFILE FT-0295HF AND FT-0284HF WITH CONNECTORS





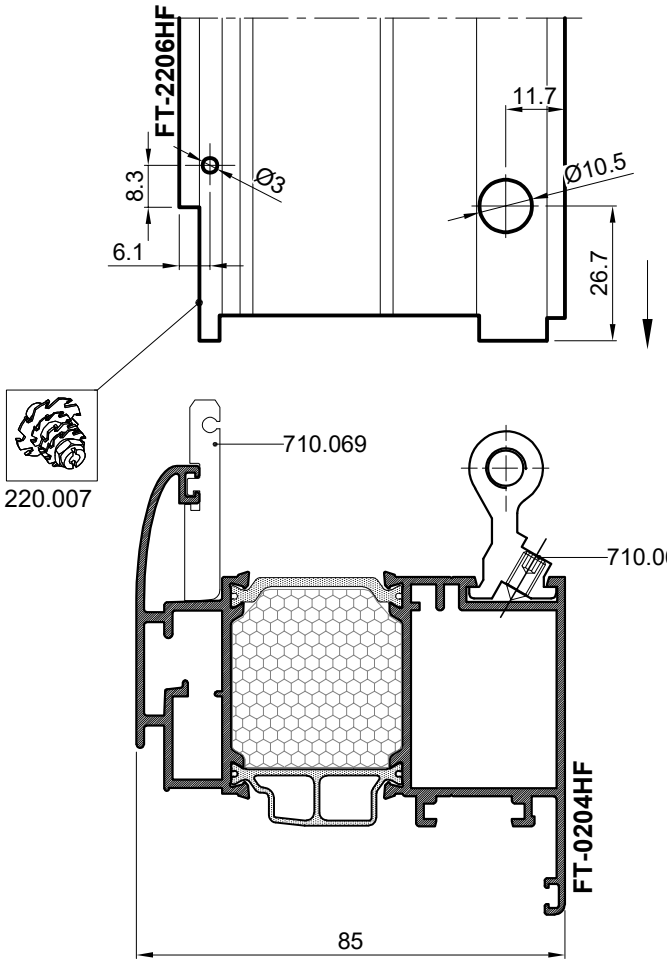


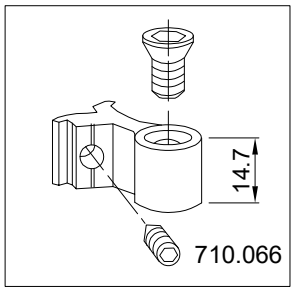


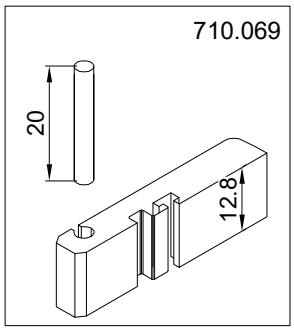


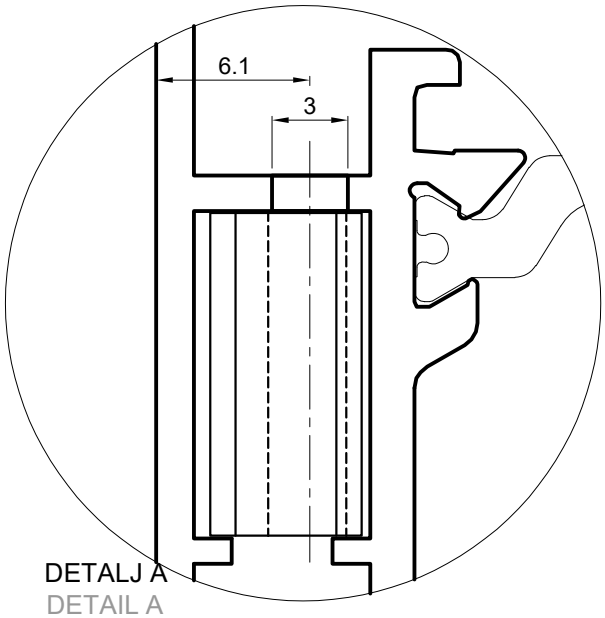
DETALJ A
DETAIL A
M 5:1

SPAJANJE PROFILA FT-2206HF I FT-0204H VEZNICIMA
CONNECTION PROFILE FT-2206HF AND FT-0204HF WITH CONNECTORS

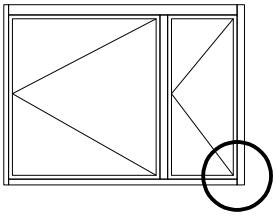




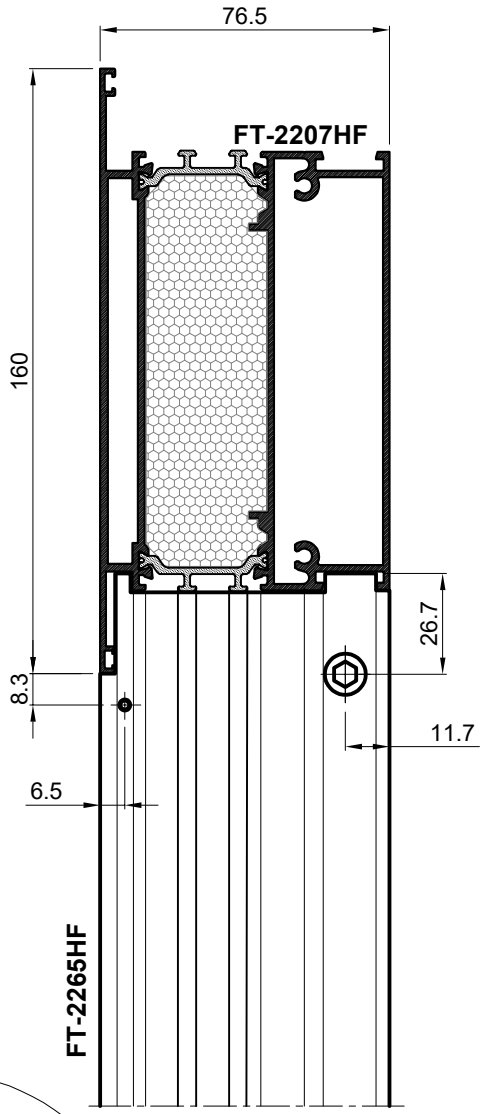


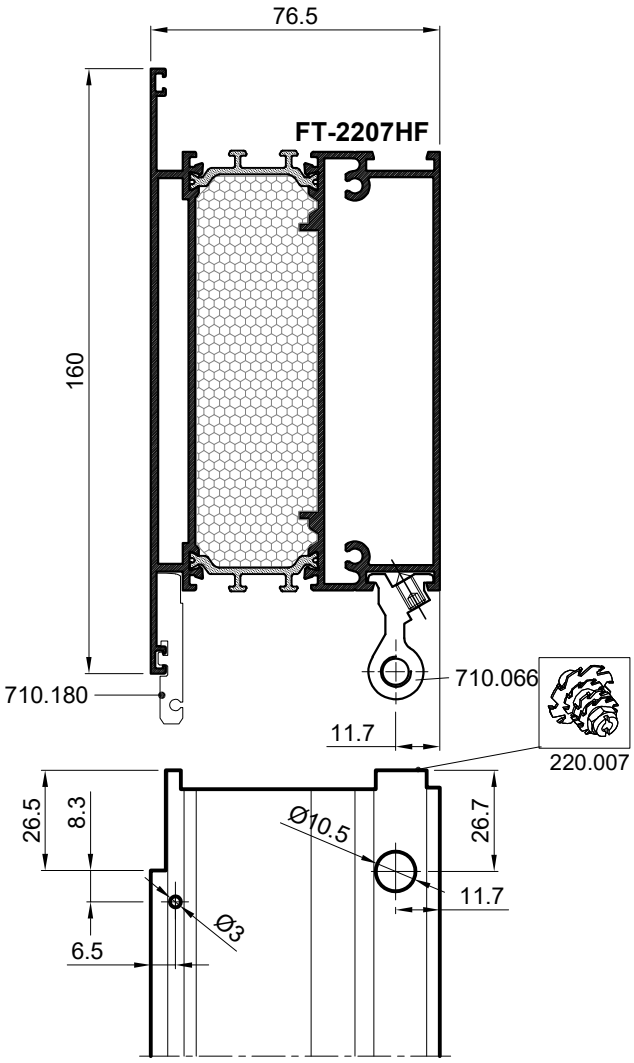


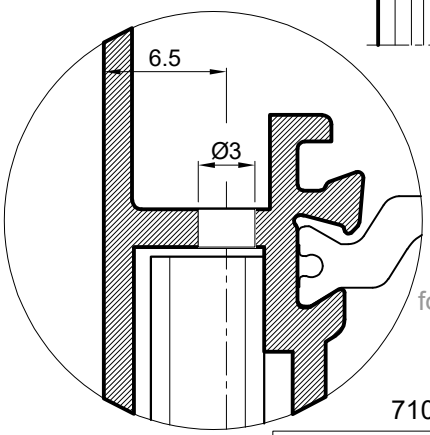
DETALJ A
DETAIL A
M 5:1



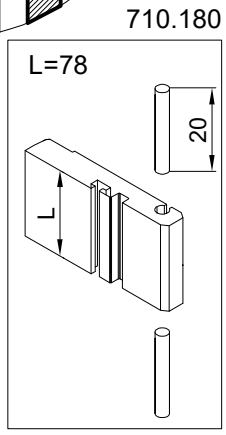
SPAJANJE PROFILA FT-2265HF i FT-2207HF VEZNICIMA
CONNECTION OF PROFILE FT-2265HF and FT-2207HF WITH CONNECTORS

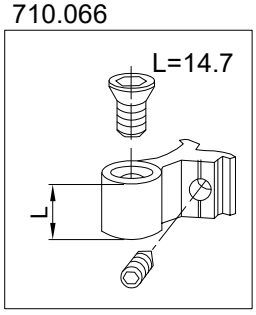


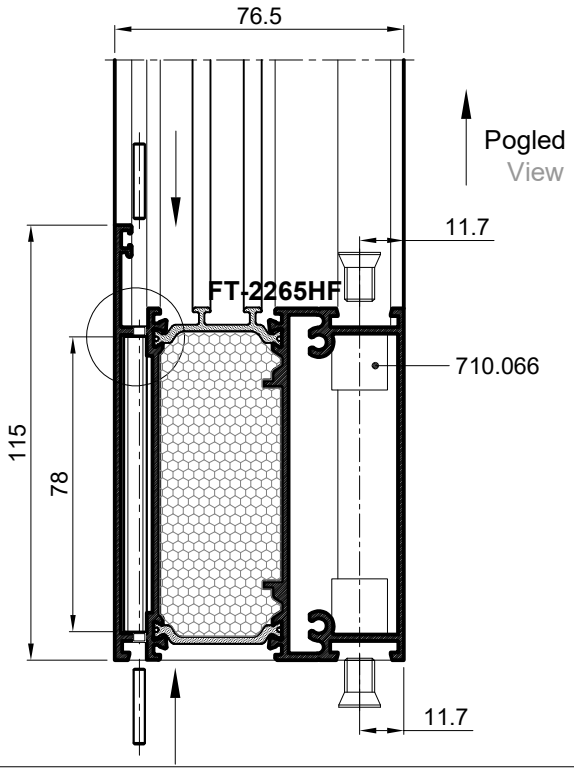


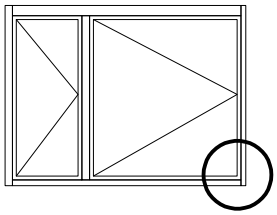


Obrada za veznik
Processing for connector

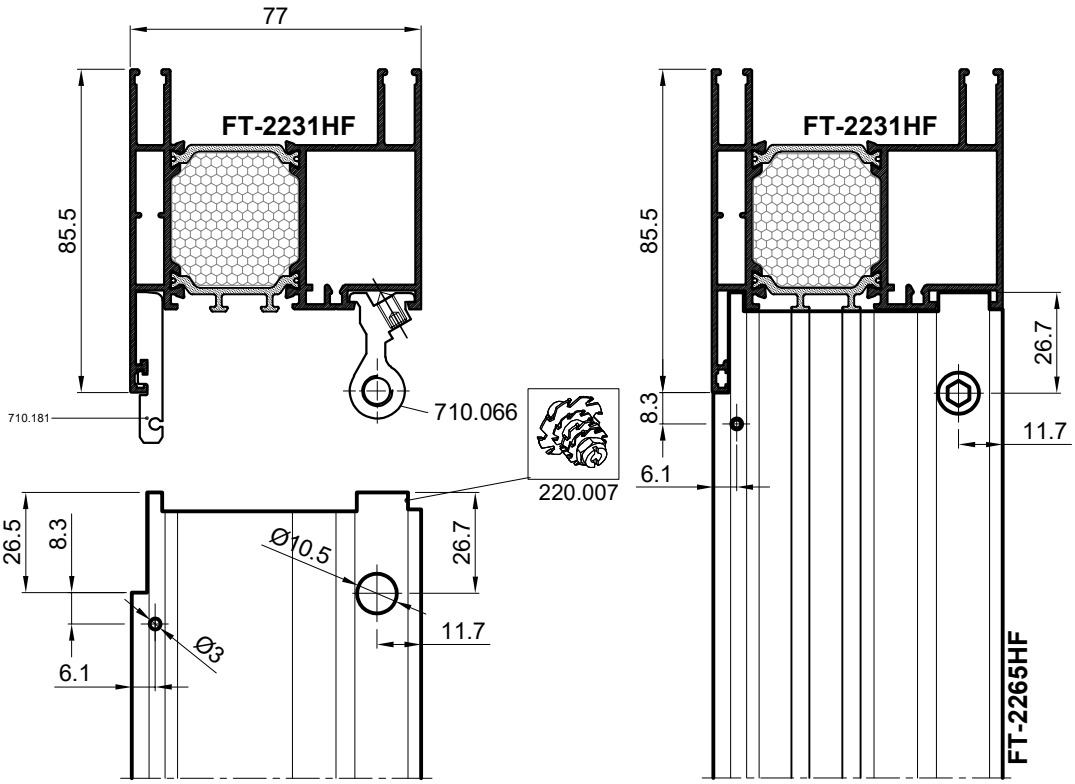


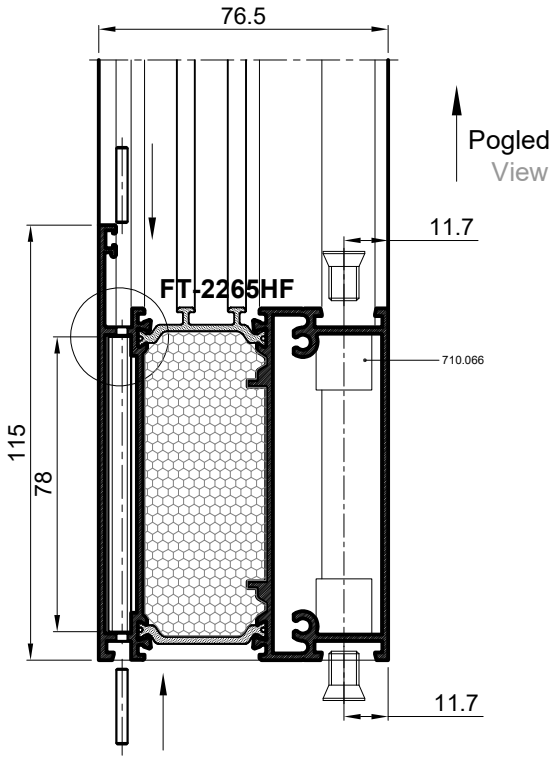


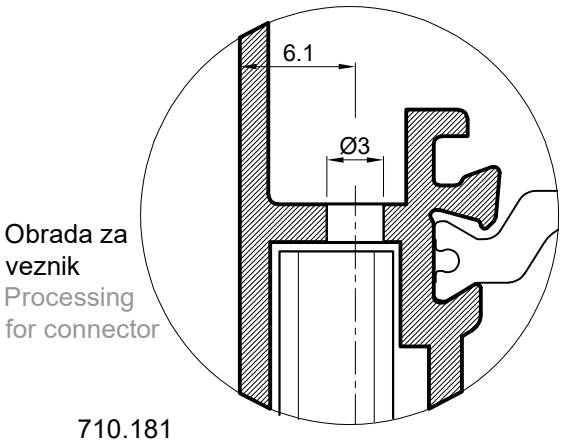




SPAJANJE PROFILA FT-2265HF i FT-2231HF VEZNICIMA
CONNECTION OF PROFILE FT-2265HF and FT-2231HF WITH CONNECTORS

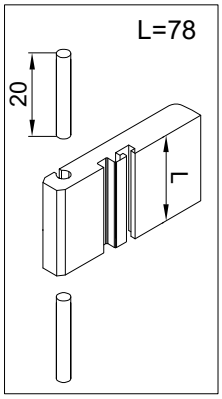




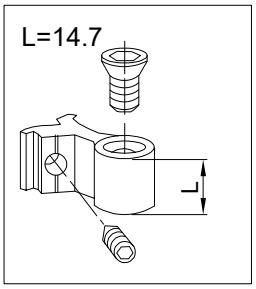


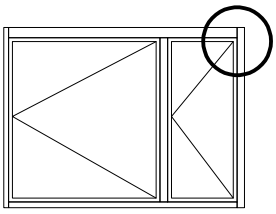
Obrada za veznik
Processing for connector

710.181

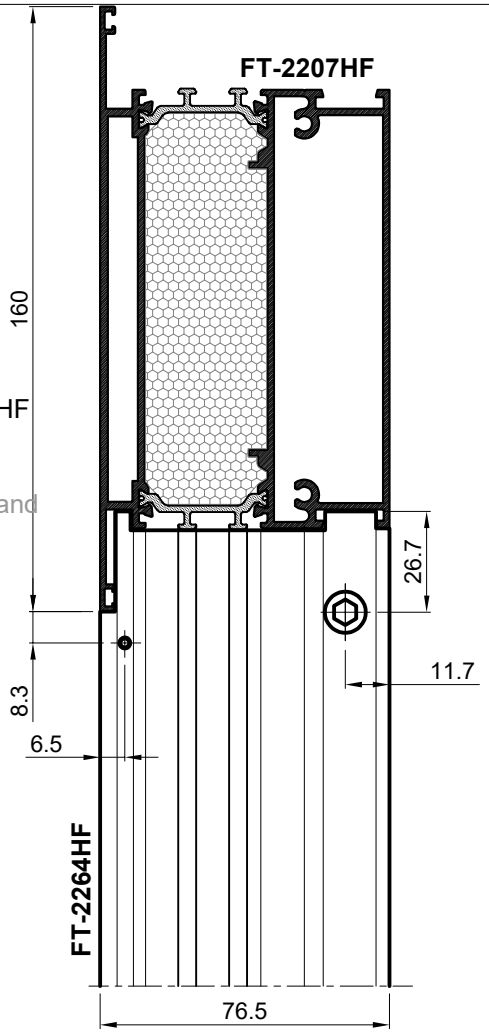


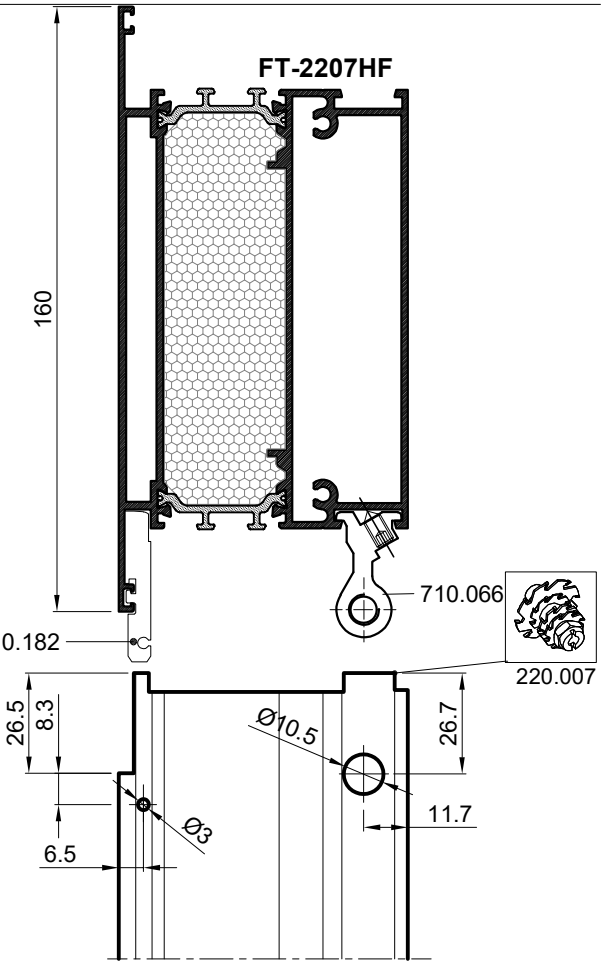
710.066

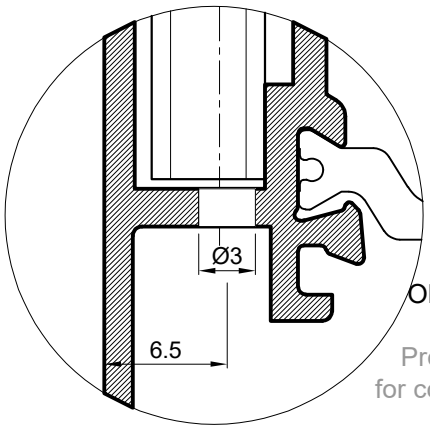




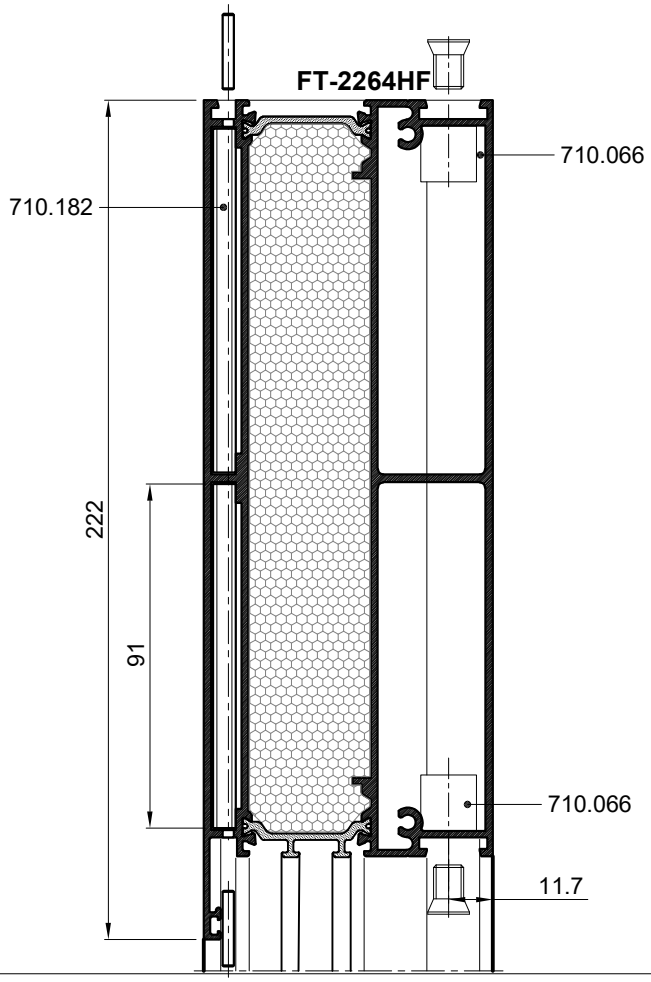
SPAJANJE PROFILA FT-2264HF i FT-2207HF VEZNICIMA
CONNECTION OF PROFILE FT-2264HF and FT-2207HF WITH CONNECTORS

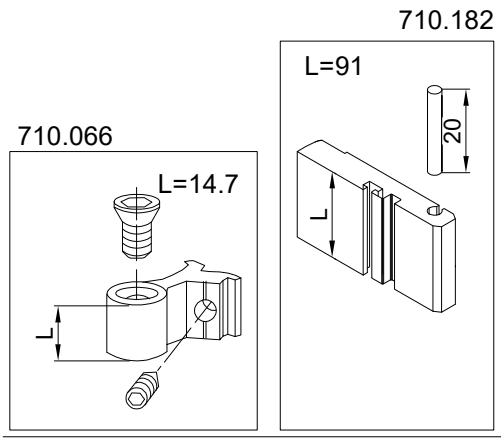




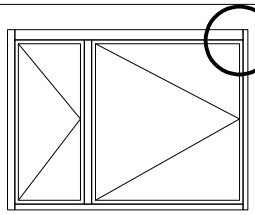


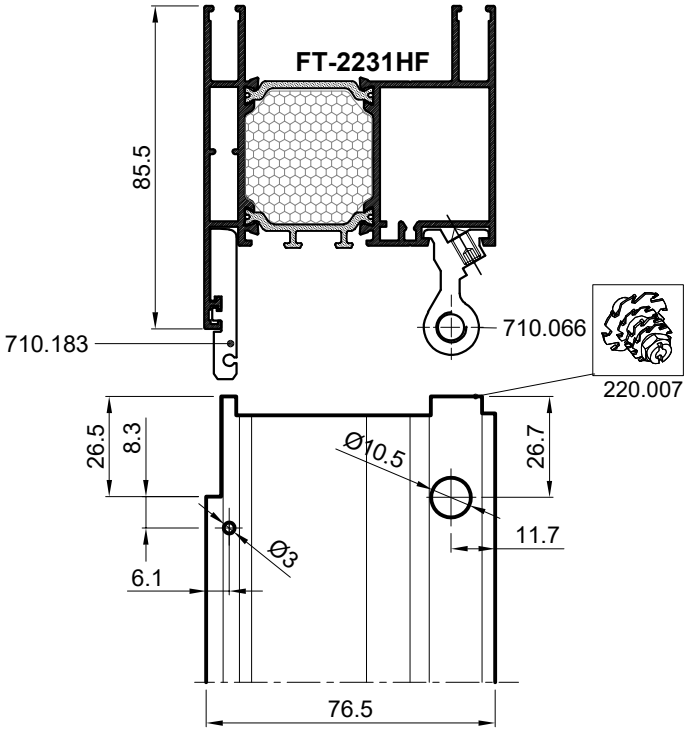
Obrada za veznik
Processing for connector

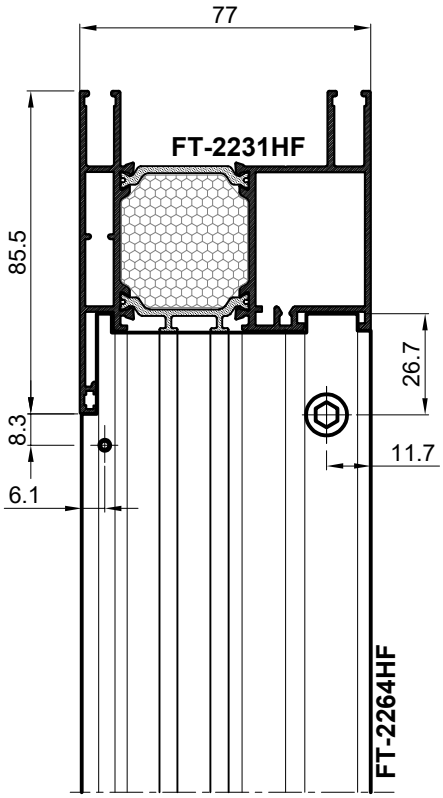


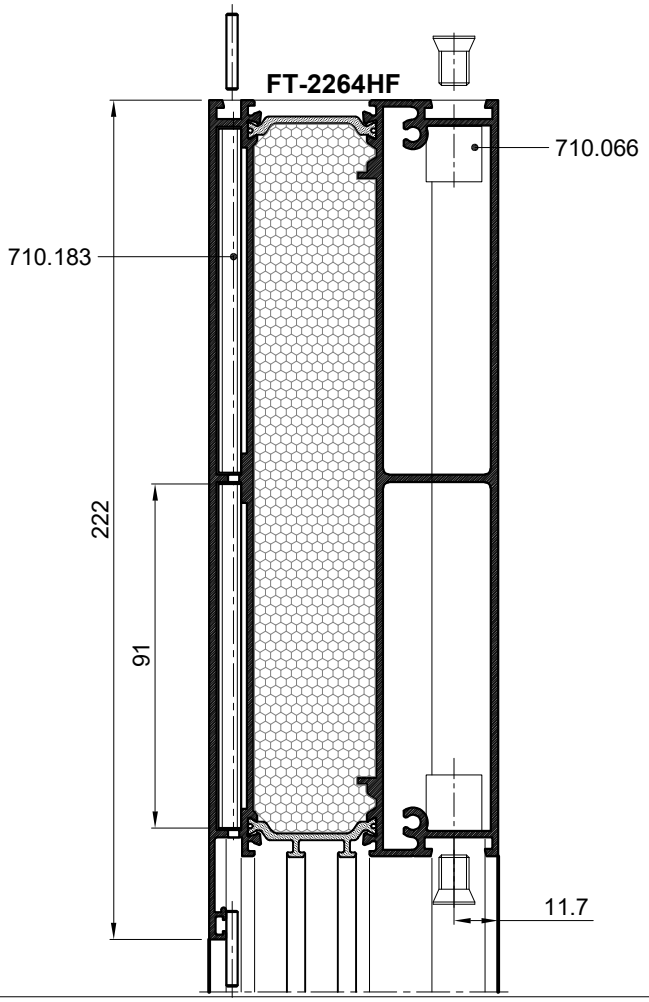


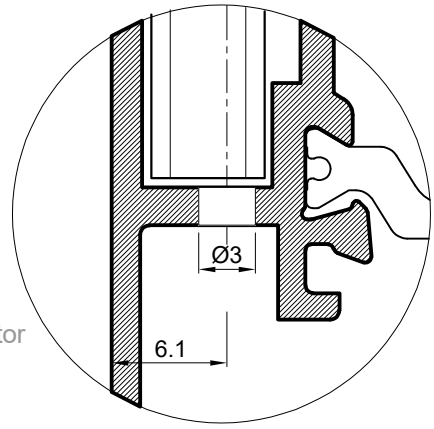
SPAJANJE PROFILA FT-2264HF i FT-2231HF VEZNICIMA
CONNECTION OF PROFILE FT-2264HF and FT-2231HF WITH CONNECTORS



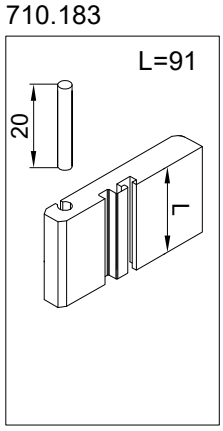


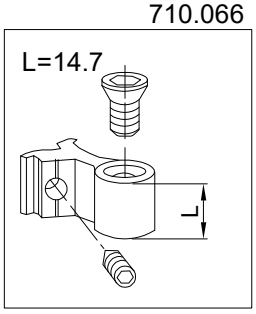




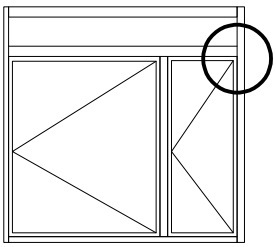


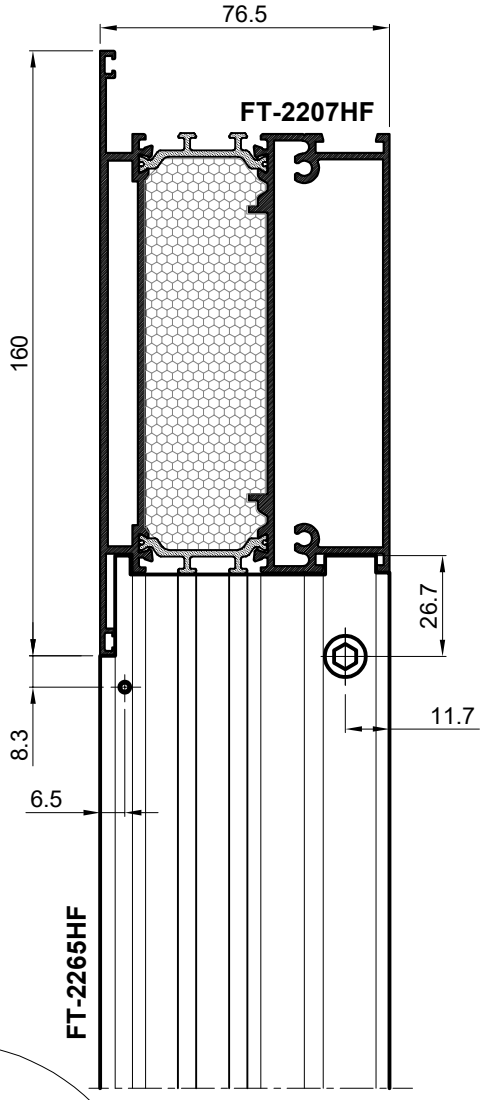
Obrada za veznik
Processing for connector

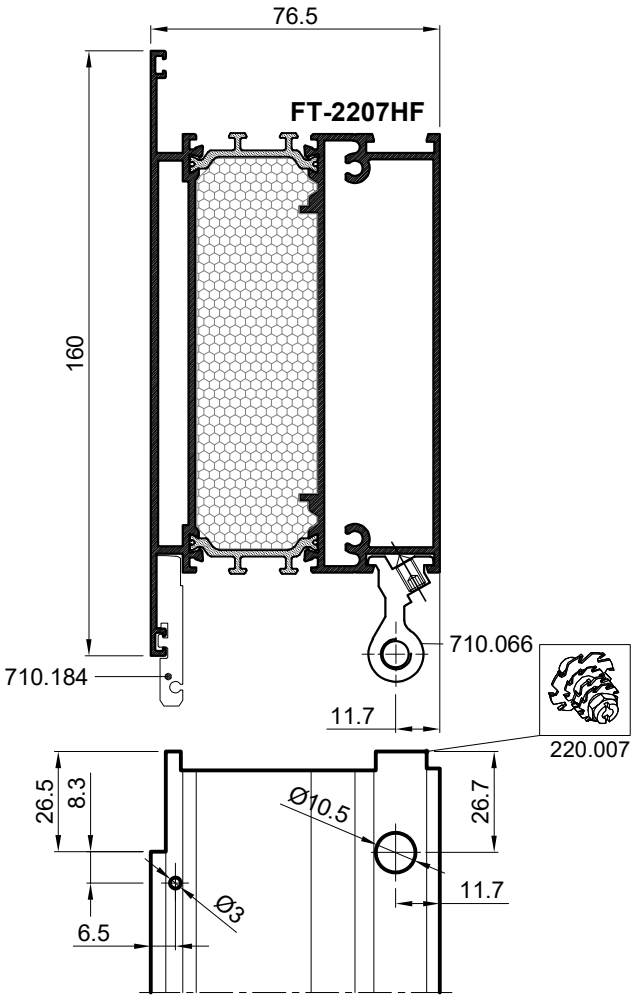


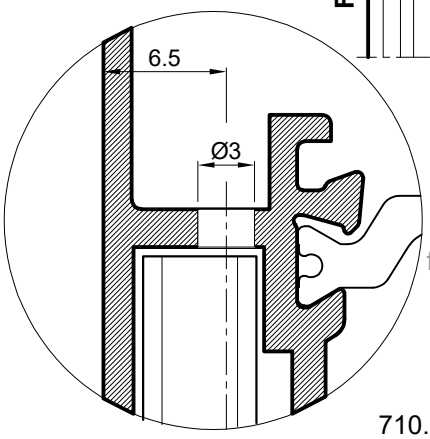


SPAJANJE PROFILA FT-2207HF i FT-2207HF VEZNICIMA
CONNECTION OF PROFILE FT-0207HF and FT-0207HF WITH CONNECTORS

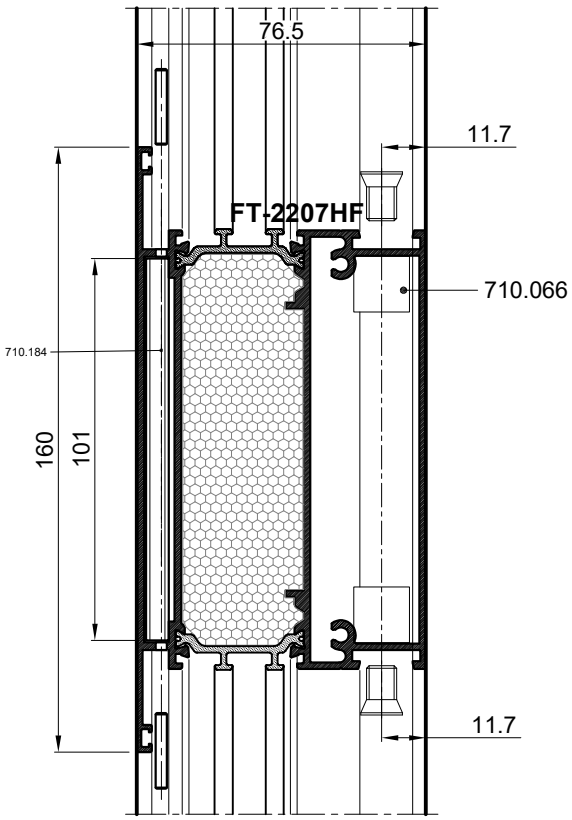




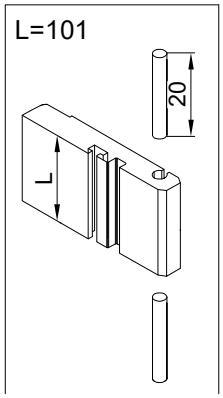




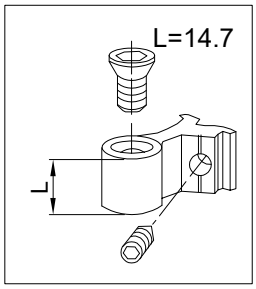
Obrada za veznik
Processing for connector

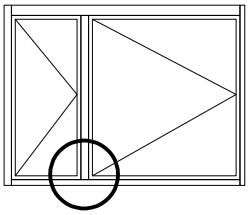


710.184

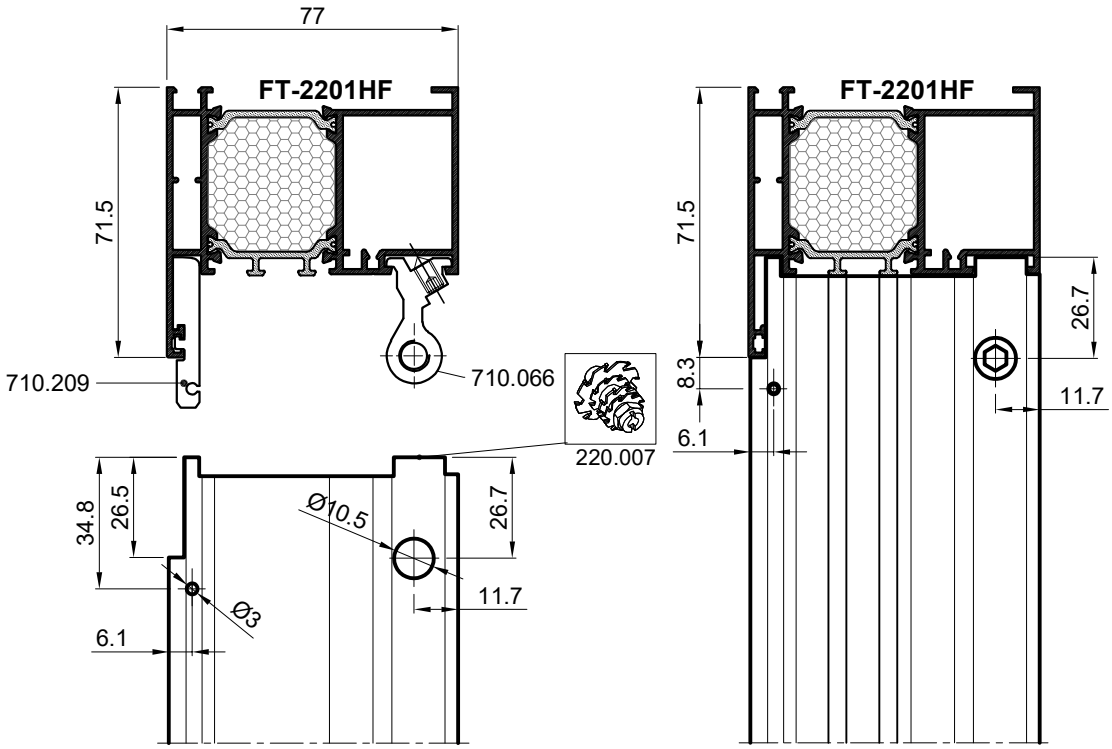


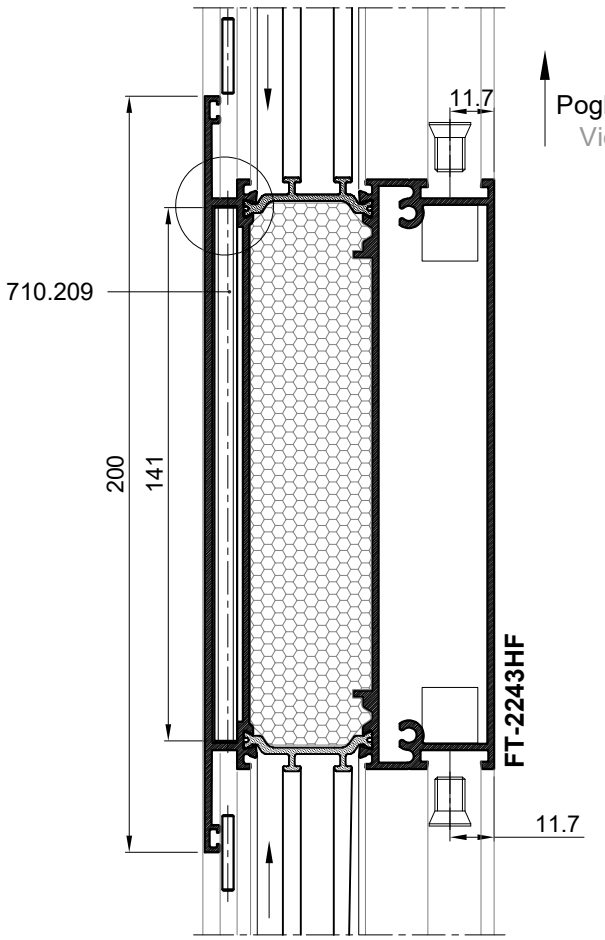
710.066

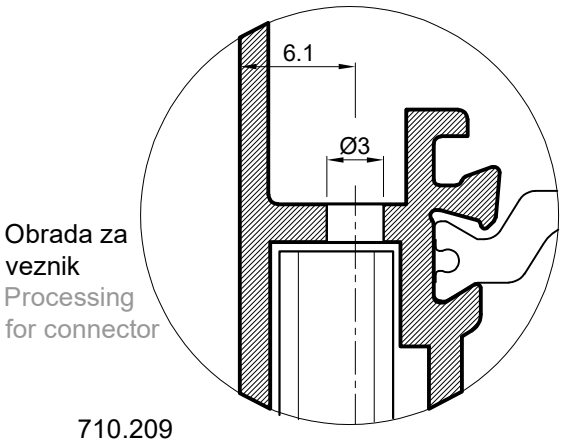




SPAJANJE PROFILA FT-2243HF i FT-2201HF VEZNICIMA
CONNECTION OF PROFILE FT-2243HF and FT-2201HF WITH CONNECTORS

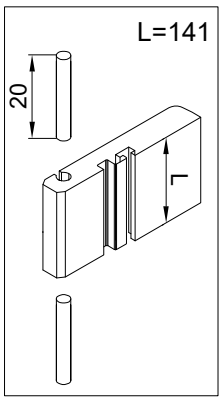




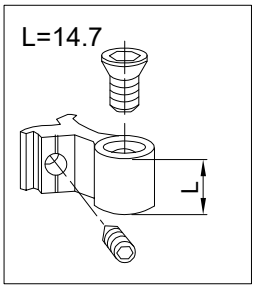


Obrada za veznik
Processing for connector

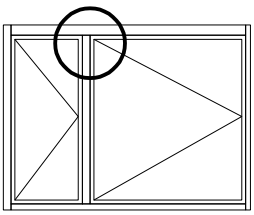
710.209

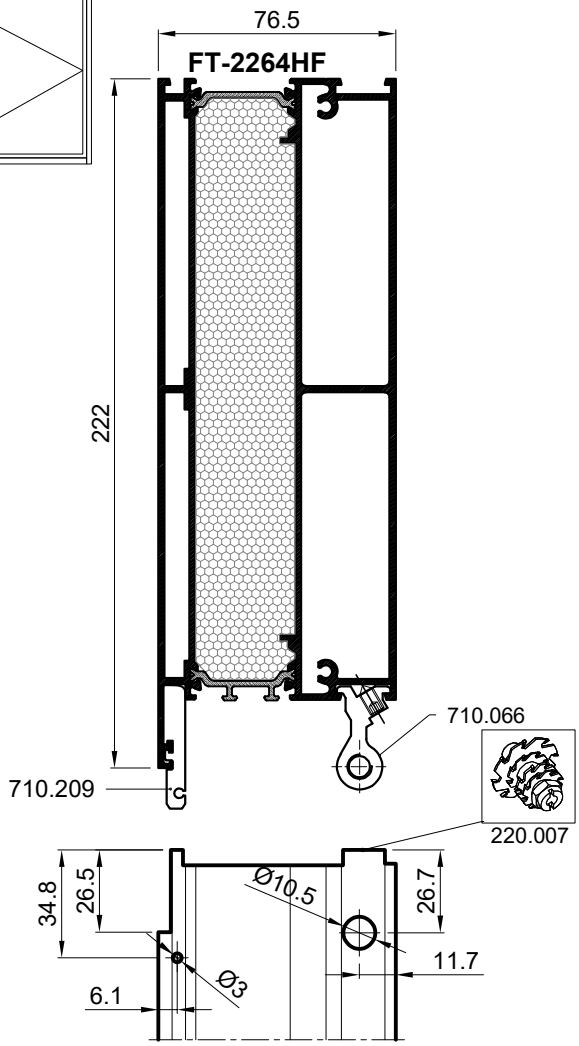


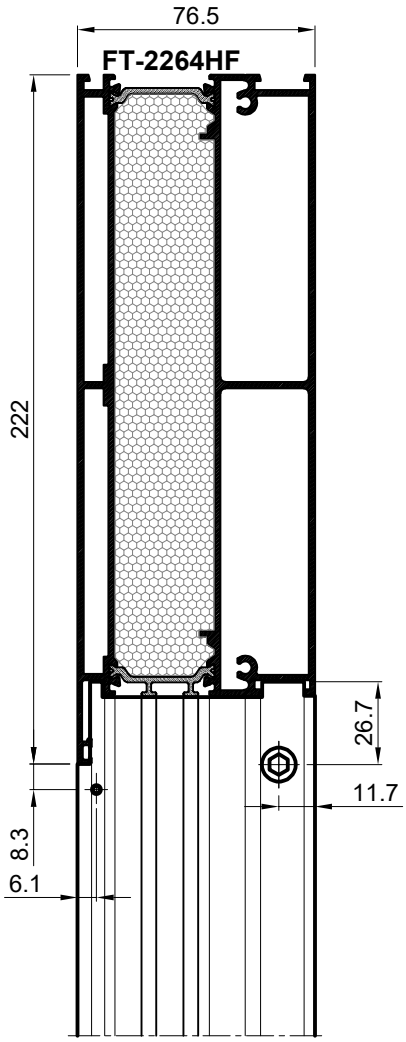
710.066

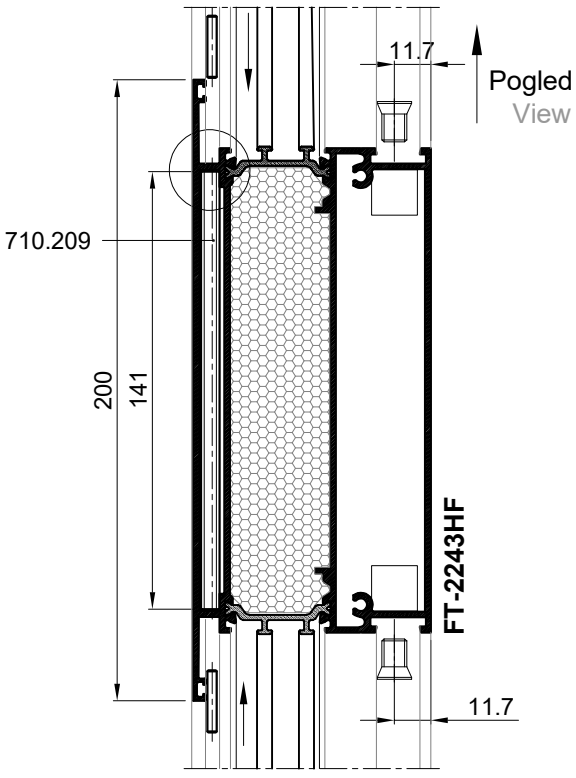


SPAJANJE PROFILA FT-2243HF i FT-2264HF VEZNICIMA
CONNECTION OF PROFILE FT-2243HF and FT-2264HF WITH CONNECTORS

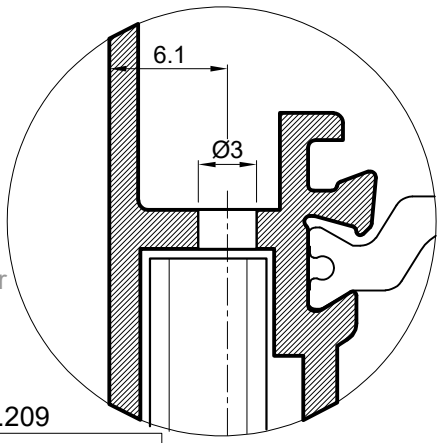


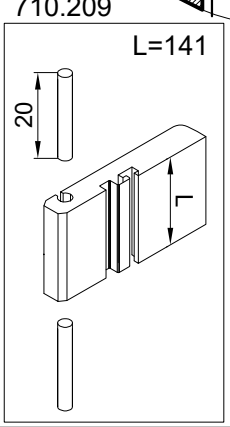


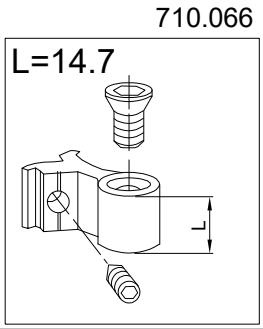




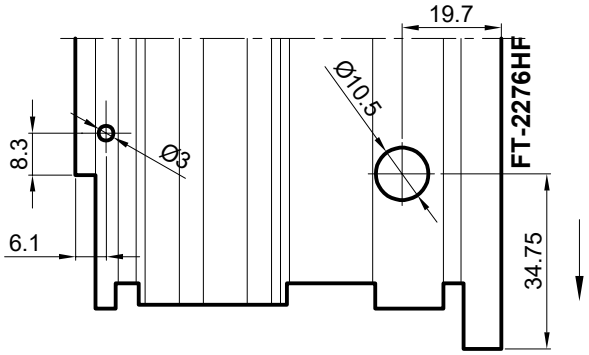
Obrada za veznik
Processing for connector

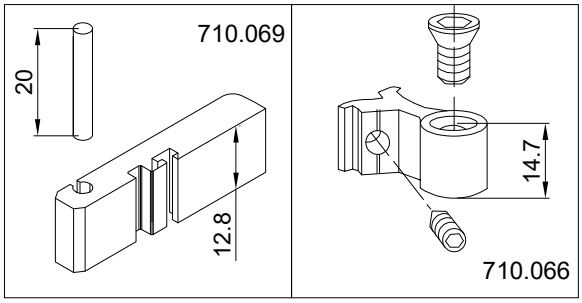


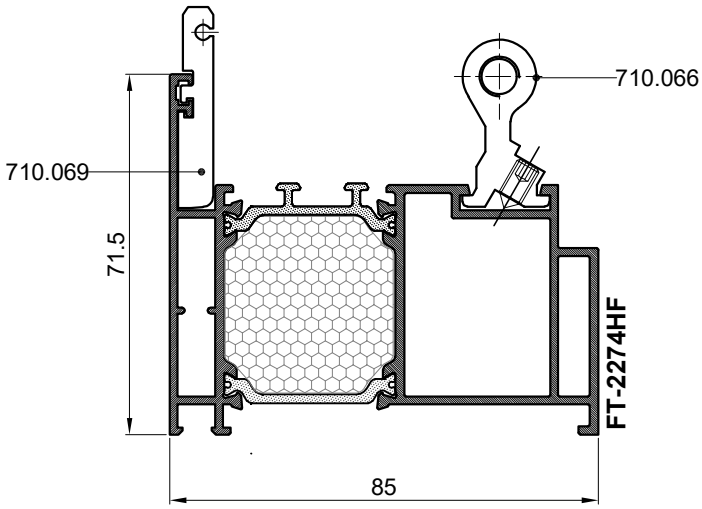




OBRADA I SPAJANJE PROFILA FT-2276HF i FT-2274HF VEZNICIMA
PROCESSING AND CONNECTION OF PROFILES FT-2276HF i FT-2274HF WITH CONNECTORS

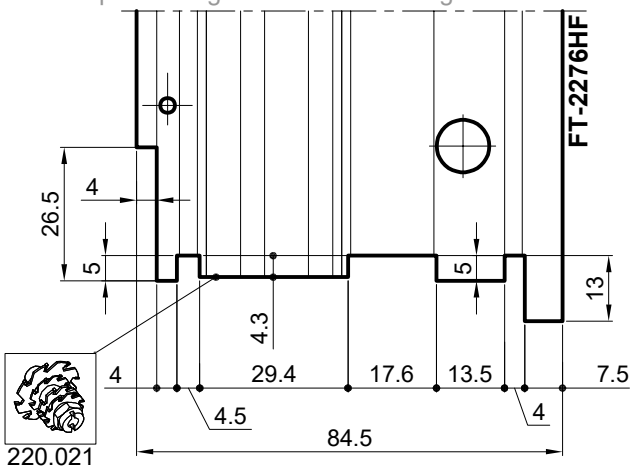


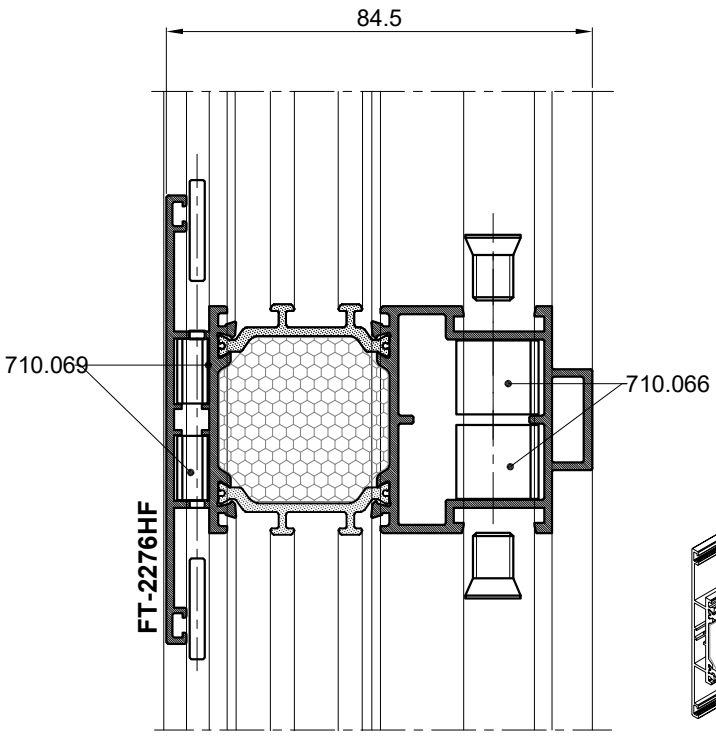


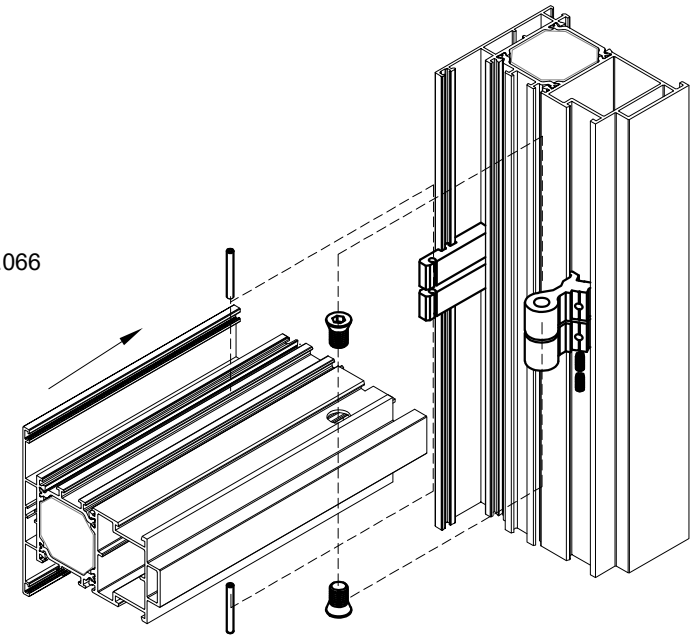


OBRADA PROFILA PREČKE
-obrada snopom glodala za obradu prečki art.220.021
-obrada na glodalici ili obradnom centru

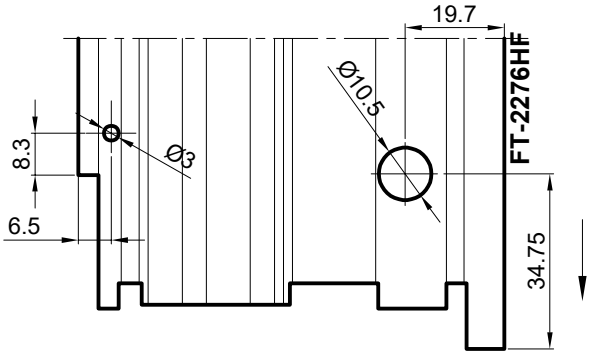
PROCESSING OF MULLION PROFILE
-processing with bundle of milling cutters for mullion processing art.220.021
-processing on mill or machining centre

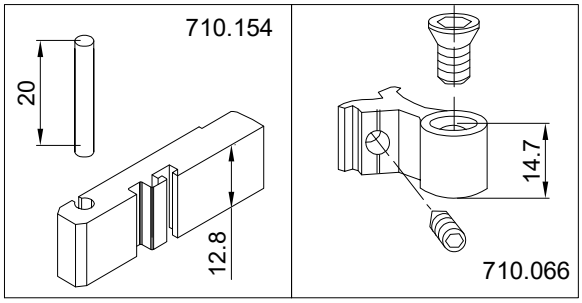






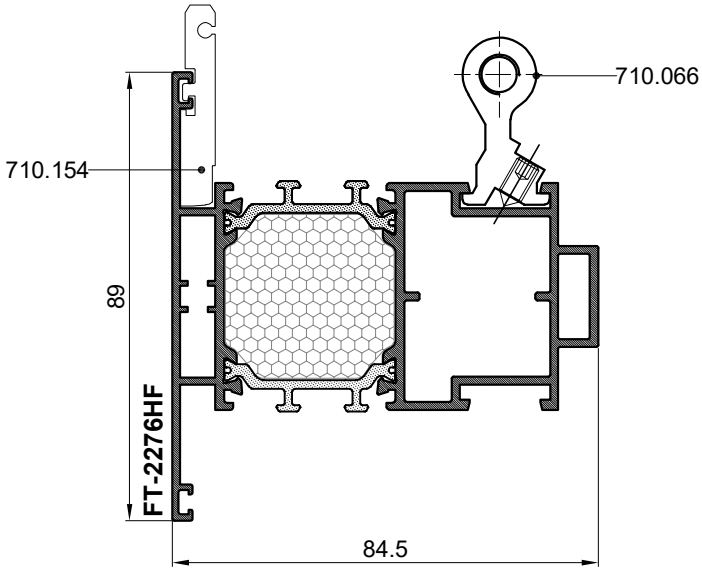
OBRADA I SPAJANJE PROFILA FT-2276HF i FT-2276HF VEZNICIMA
PROCESSING AND CONNECTION OF PROFILES FT-2276HF i FT-2276HF WITH CONNECTORS

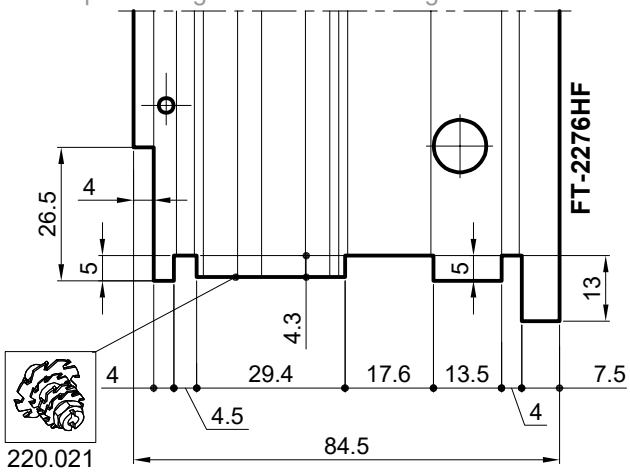


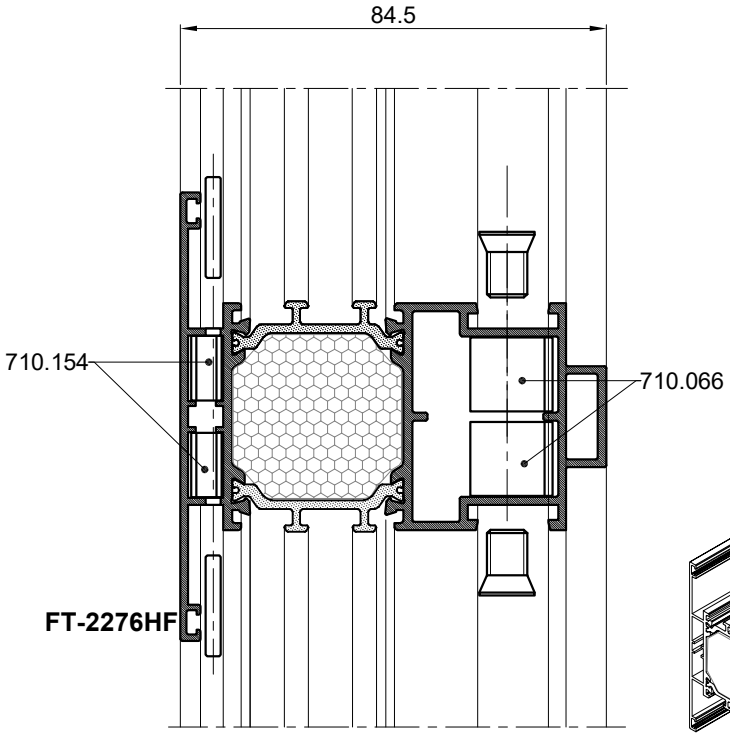


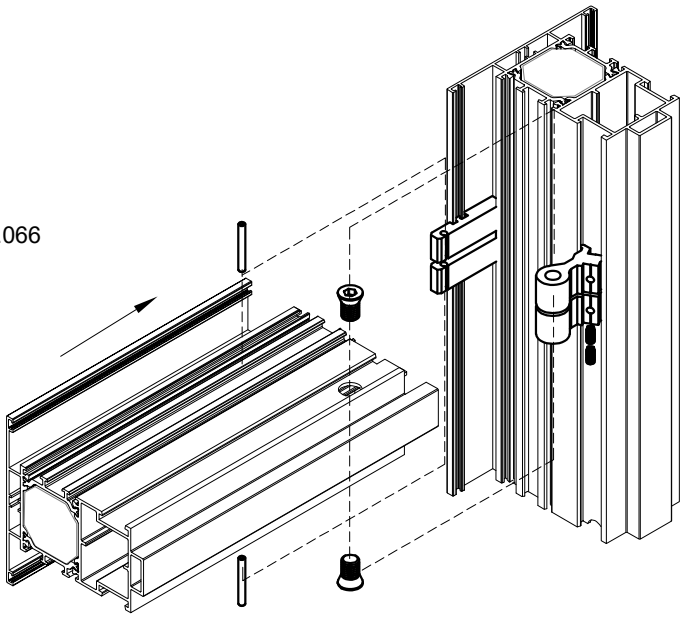
OBRADA PROFILA PREČKE
-obrada snopom glodala za obradu prečki art.220.021
-obrada na glodalici ili obradnom centru

PROCESSING OF MULLION PROFILE
-processing with bundle of milling cutters for mullion processing art.220.021
-processing on mill or machining centre

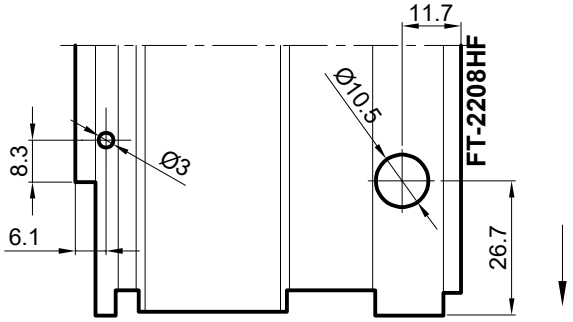


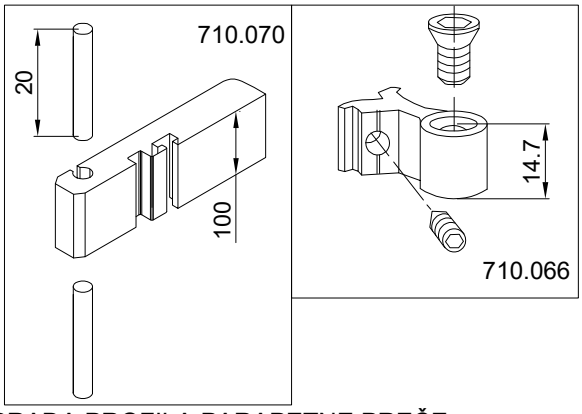


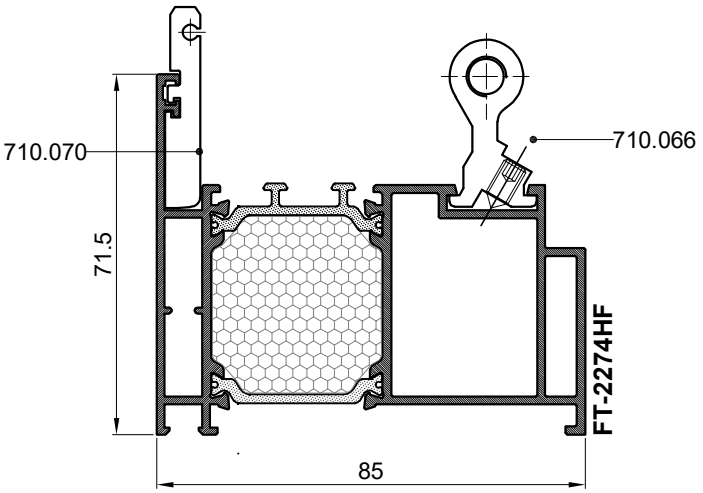




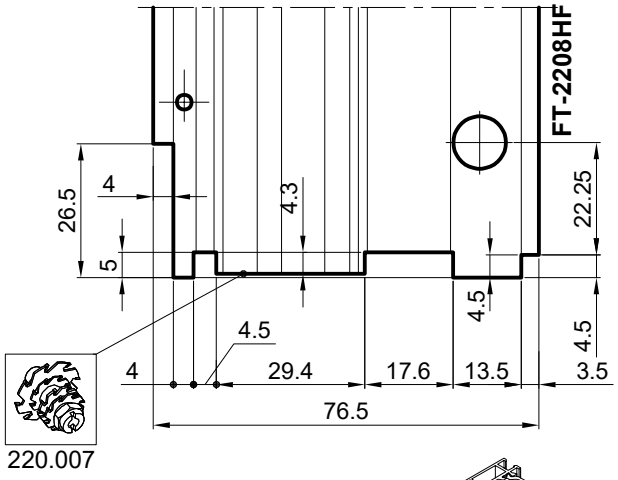
OBRADA I SPAJANJE PROFILA FT-2274HF i FT-2208HF VEZNICIMA
PROCESSING AND CONNECTION OF PROFILES FT-2274HF i FT-2208HF WITH CONNECTORS

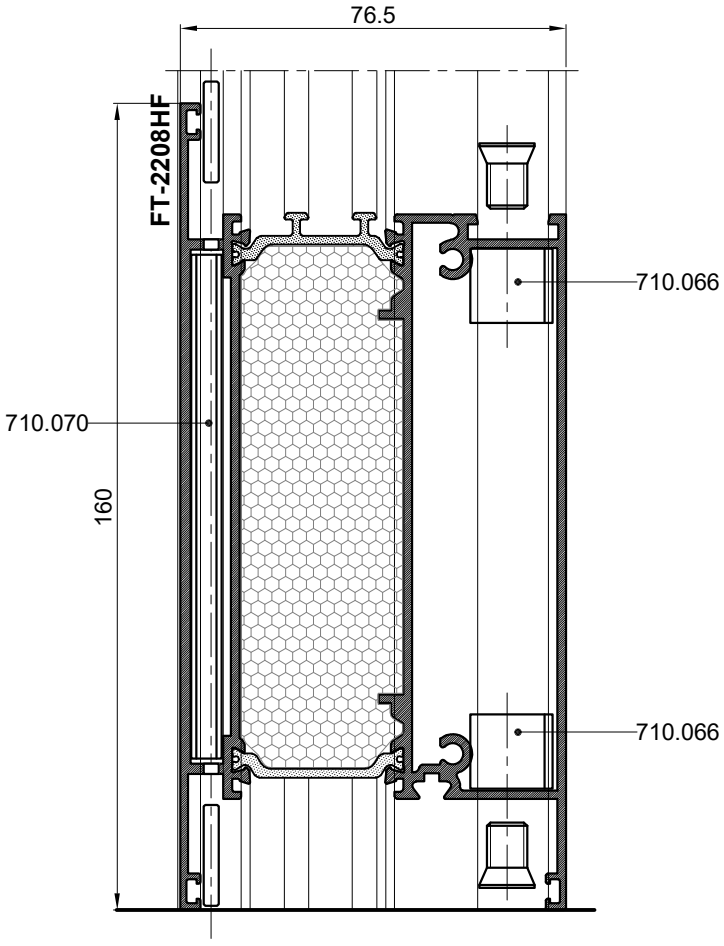


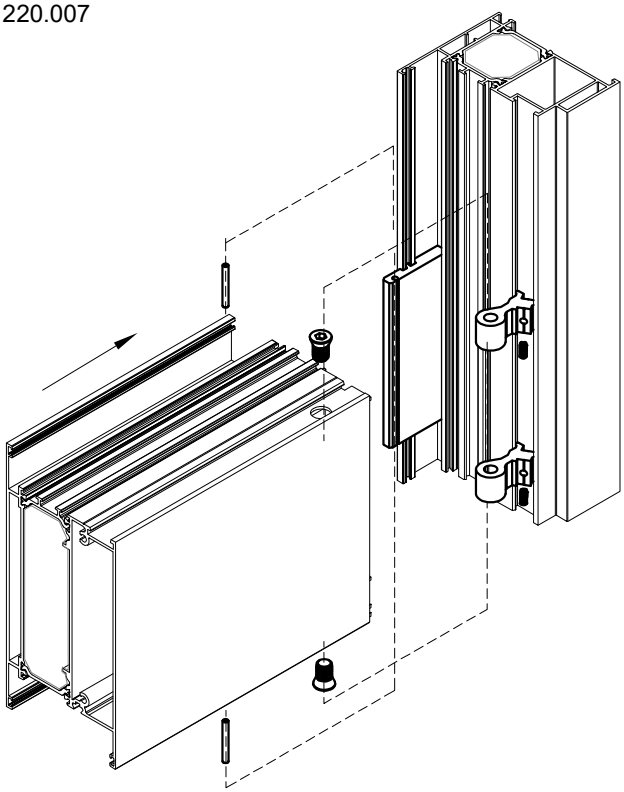




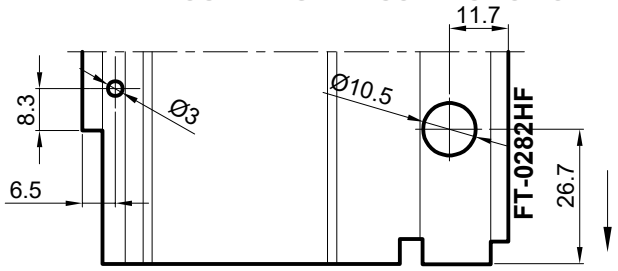
OBRADA PROFILA PARAPETNE PREČE
-obrada snopom glodala za obradu prečki art.220.007
-obrada na glodalici ili obradnom centru
PROCESSING OF SPANDREL MULLION PROFILE
-processing with bundle of milling cutters for mullion processing art.220.007
-processing on mill or machining centre

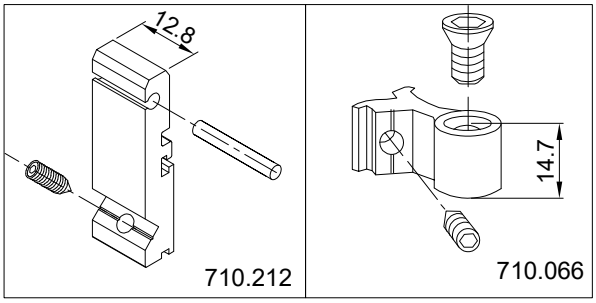


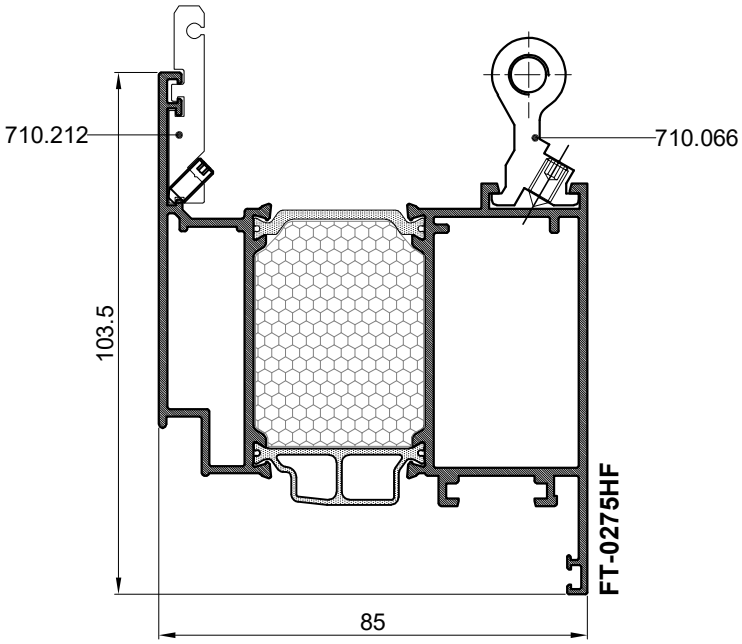




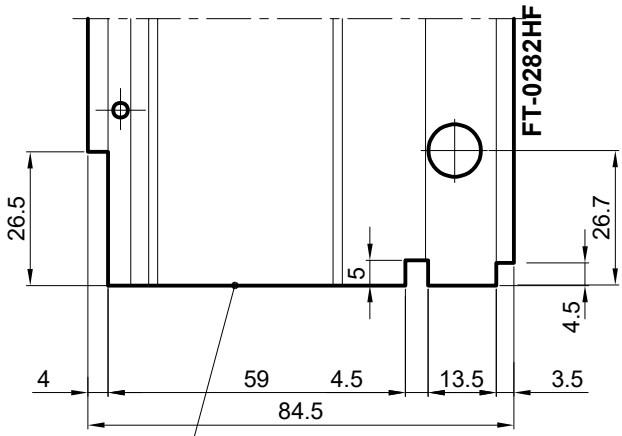
OBRADA I SPAJANJE PROFILA FT-0275HF i FT-0282HF VEZNICIMA
PROCESSING AND CONNECTION OF PROFILES FT-0275HF i FT-0282HF WITH CONNECTORS



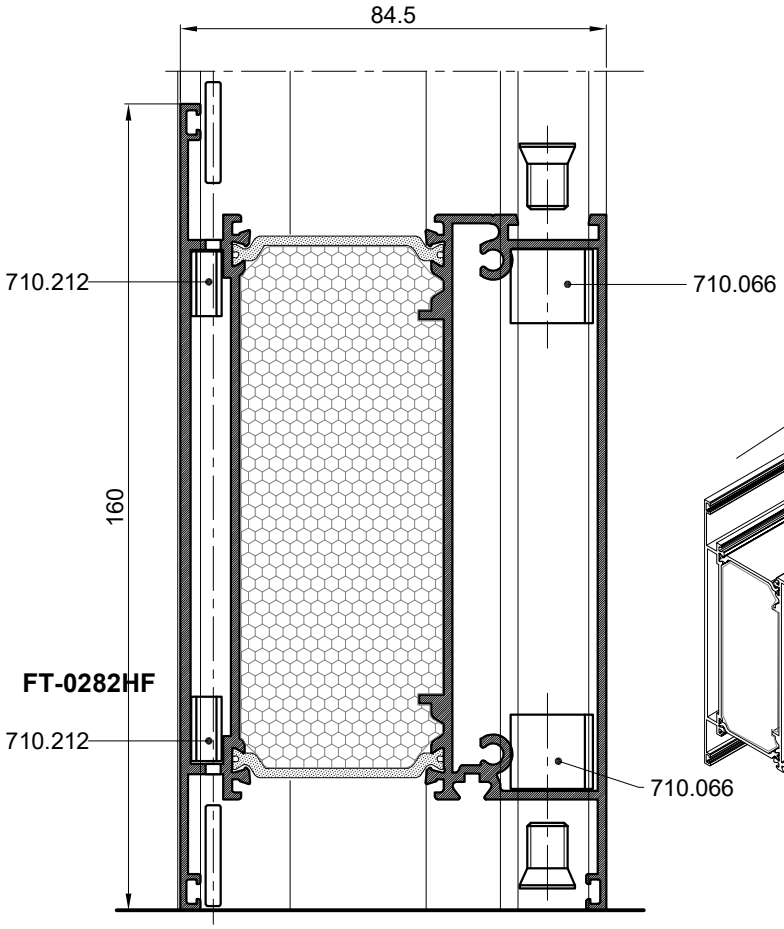




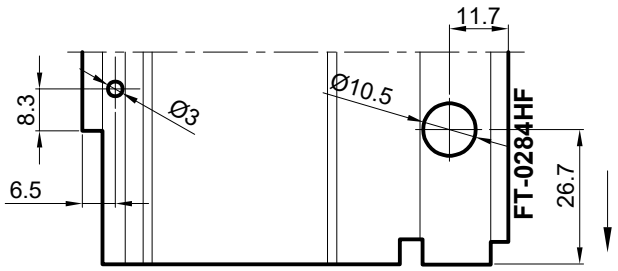
Obrada profila parapetne prečke
-obrada snopom glodala art.220.020
-obrada na glodalici ili obradnom centru
Processing of spandrel mullion profile
-processing with bundle of milling cutters,art.220.020
-processing on mill or machining centre

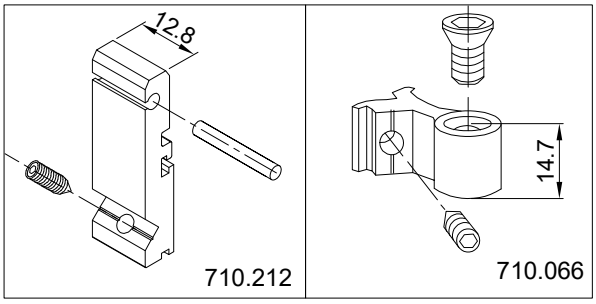


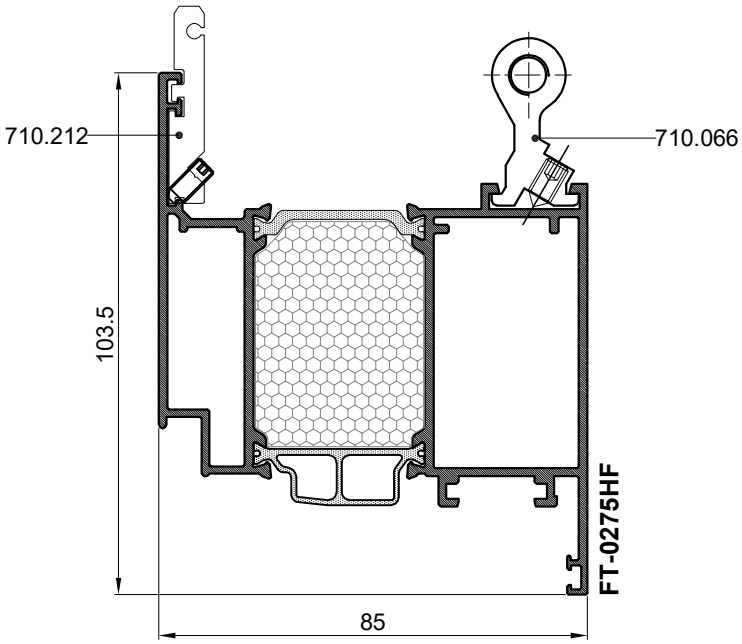

220.020



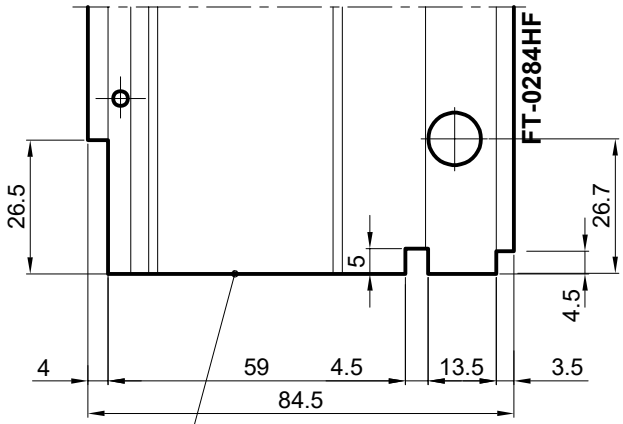
SPAJANJE PROFILA FT-0275HF I FT-0284HF VEZNICIMA
CONNECTION PROFILE FT-0275HF AND FT-0284HF WITH CONNECTORS



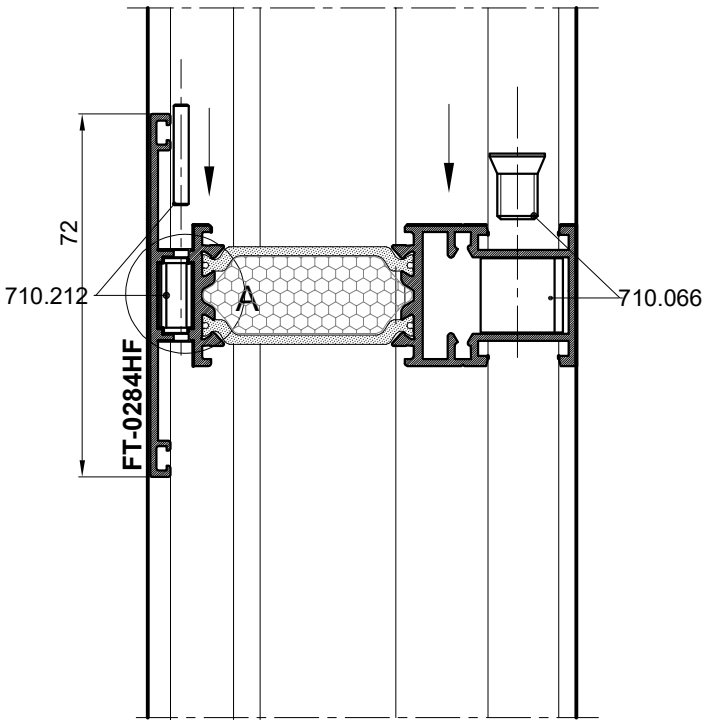


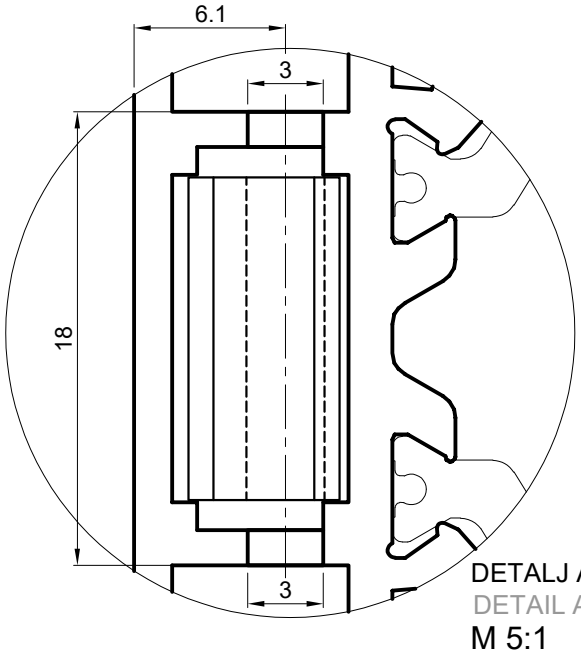


Obrada profila parapetne prečke
-obrada snopom glodala art.220.020
-obrada na glodalici ili obradnom centru
Processing of spandrel mullion profile
-processing with bundle of milling cutters,art.220.020
-processing on mill or machining centre



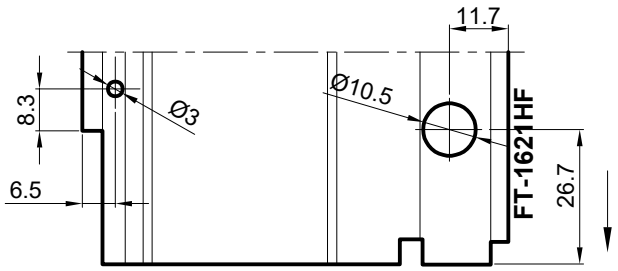

220.020

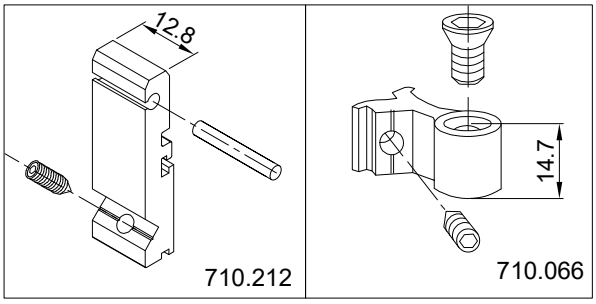


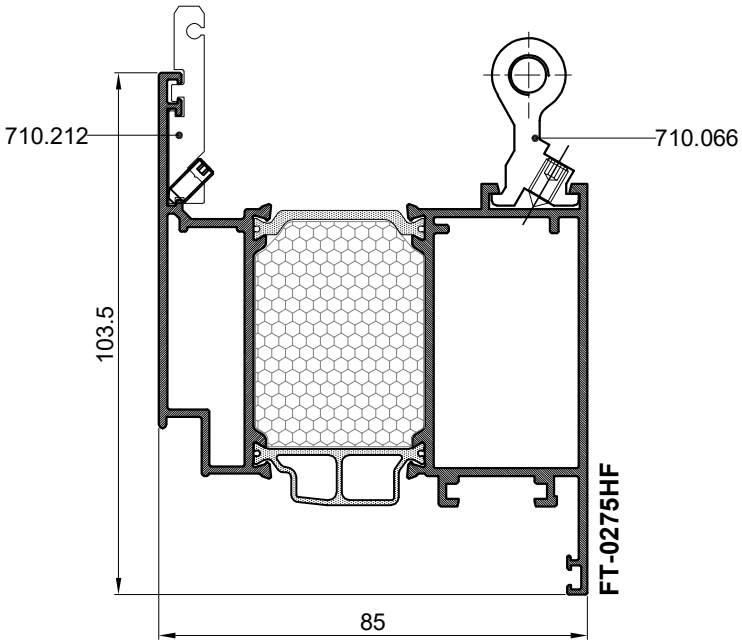


DETALJ A
DETAIL A
M 5:1

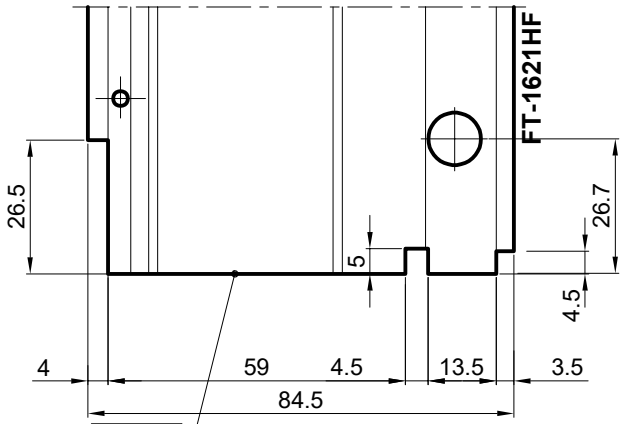
SPAJANJE PROFILA FT-0275HF I FT-1621HF VEZNICIMA
CONNECTION PROFILE FT-0275HF AND FT-1621HF WITH CONNECTORS



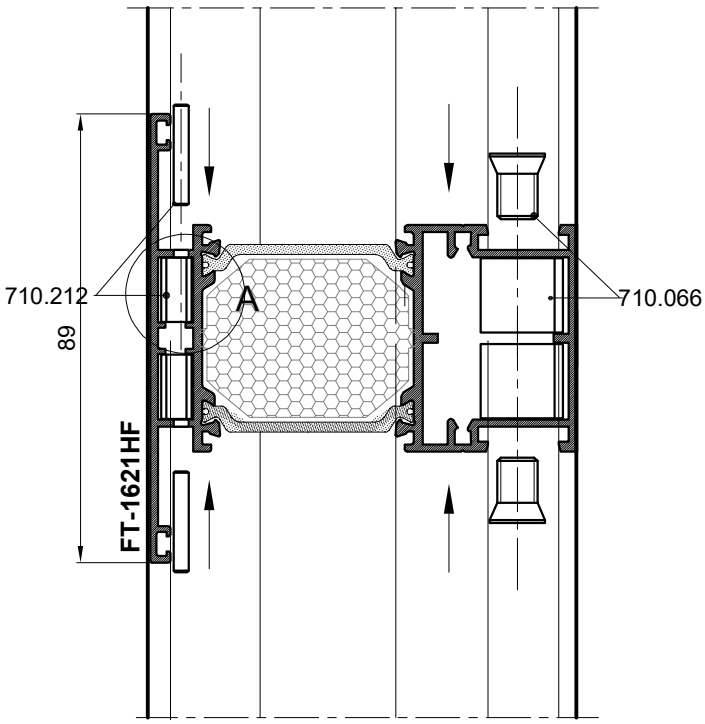


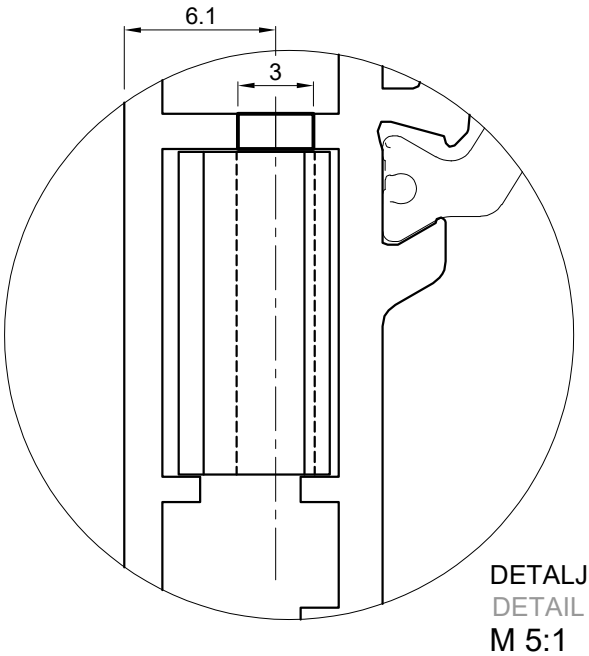


Obrada profila parapetne prečke
-obrada snopom glodala art.220.020
-obrada na glodalici ili obradnom centru
Processing of spandrel mullion profile
-processing with bundle of milling cutters,art.220.020
-processing on mill or machining centre



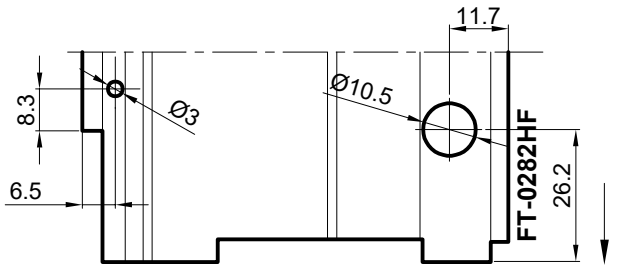

220.020

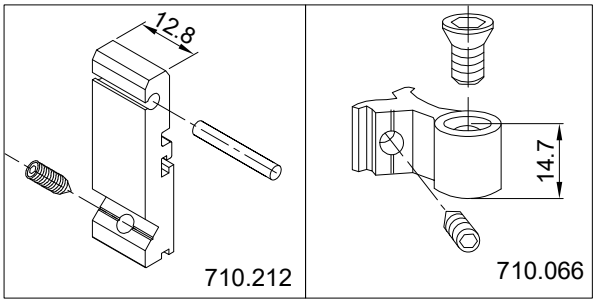


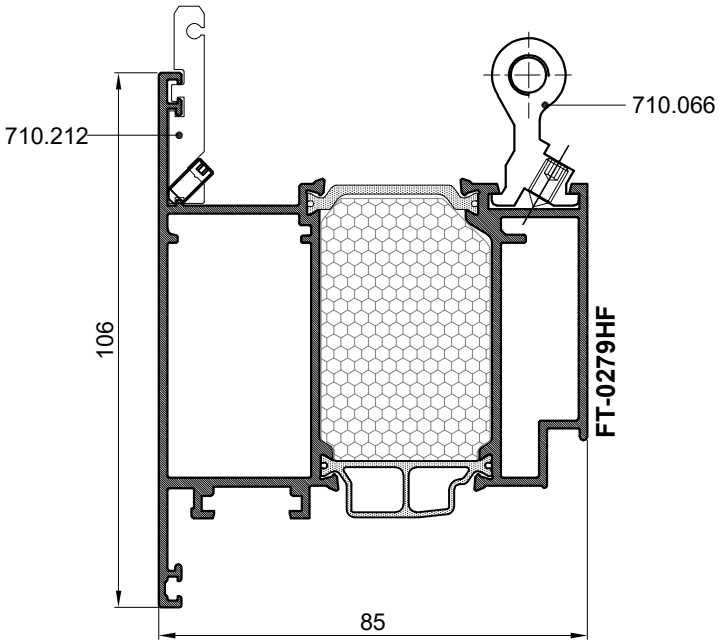


DETALJ A
DETAIL A
M 5:1

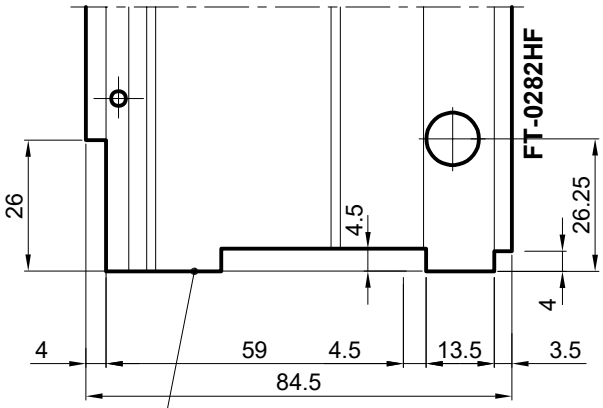
OBRADA I SPAJANJE PROFILA FT-0279HF i FT-0282HF VEZNICIMA
PROCESSING AND CONNECTION OF PROFILES FT-0279HF i FT-0282HF WITH CONNECTORS



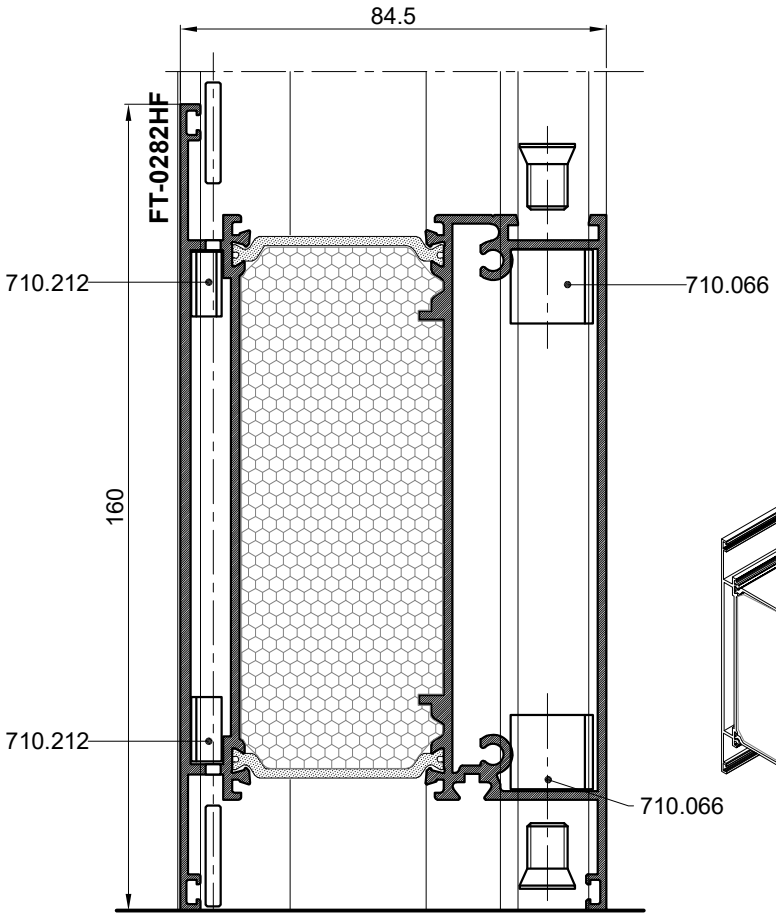




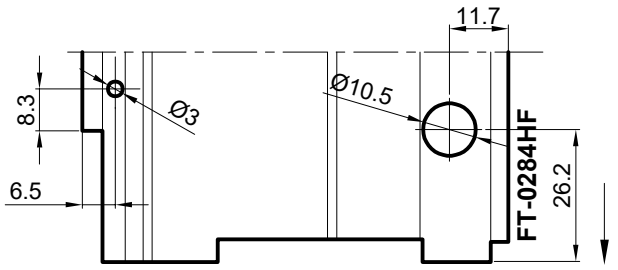
Obrada profila parapetne prečke
-obrada snopom glodala art.220.022
-obrada na glodalici ili obradnom centru
Processing of spandrel mullion profile
-processing with bundle of milling cutters,art.220.022
-processing on mill or machining centre

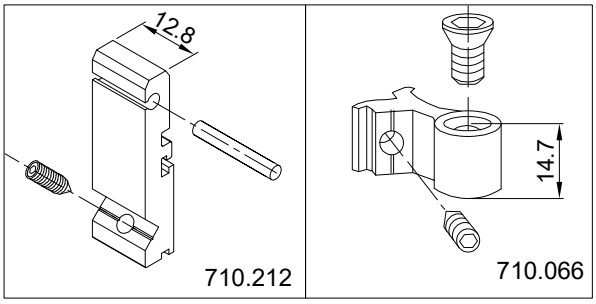


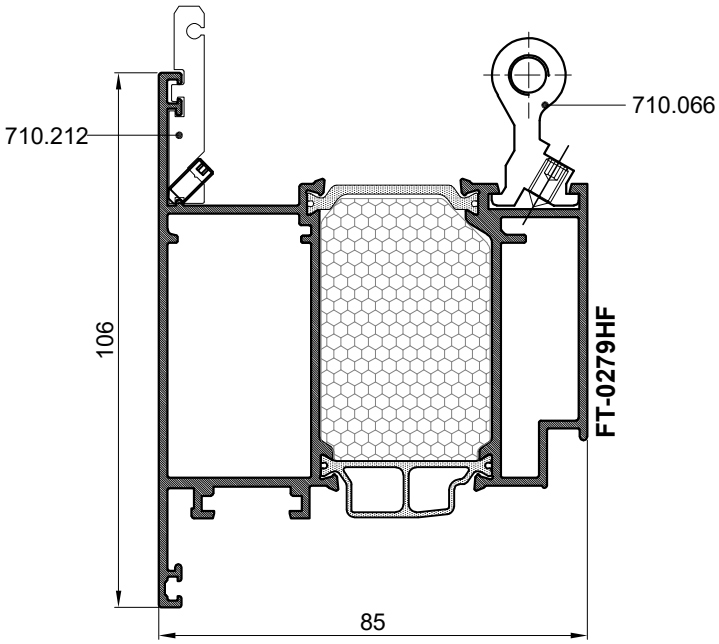

220.022



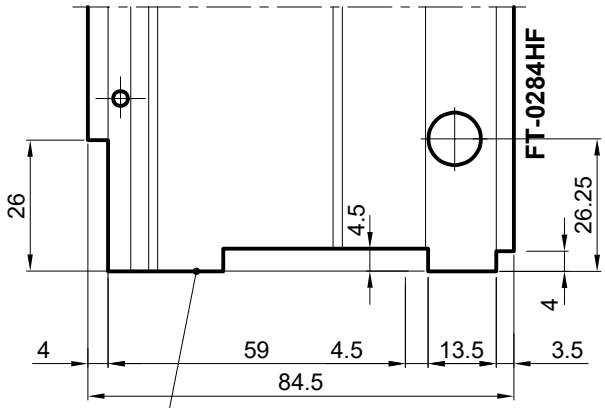
OBRADA I SPAJANJE PROFILA FT-0279HF i FT-0284HF VEZNICIMA
PROCESSING AND CONNECTION OF PROFILES FT-0279HF i FT-0284HF WITH CONNECTORS



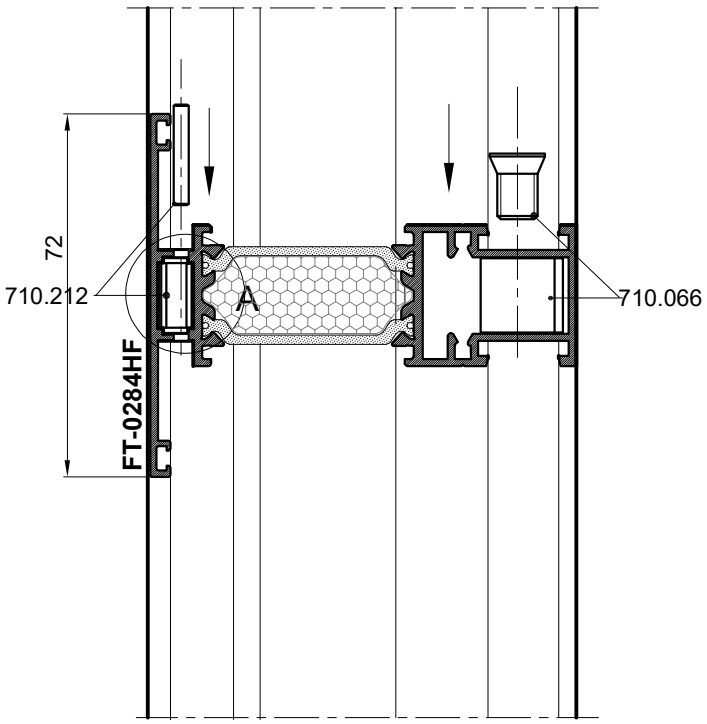


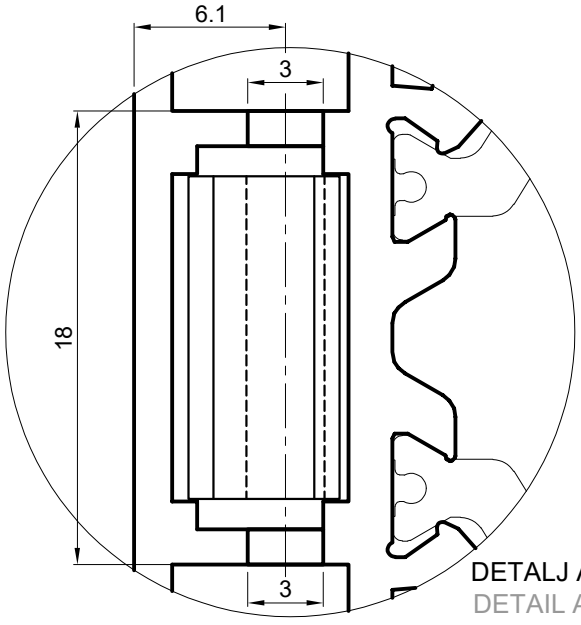


Obrada profila parapetne prečke
-obrada snopom glodala art.220.022
-obrada na glodalici ili obradnom centru
Processing of spandrel mullion profile
-processing with bundle of milling cutters,art.220.022
-processing on mill or machining centre



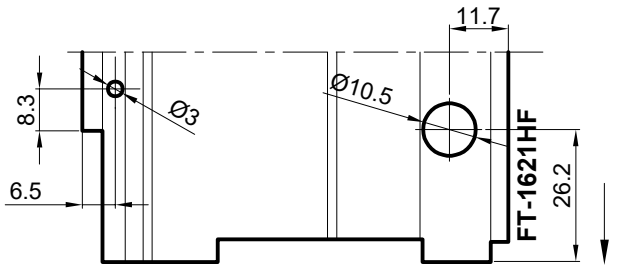

220.022

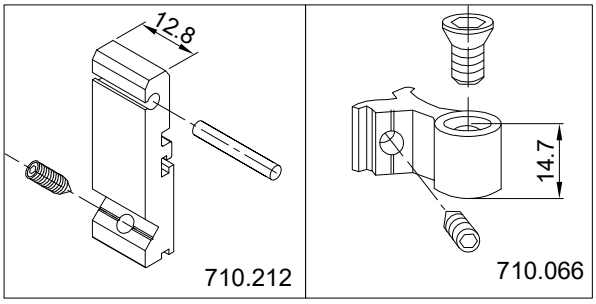


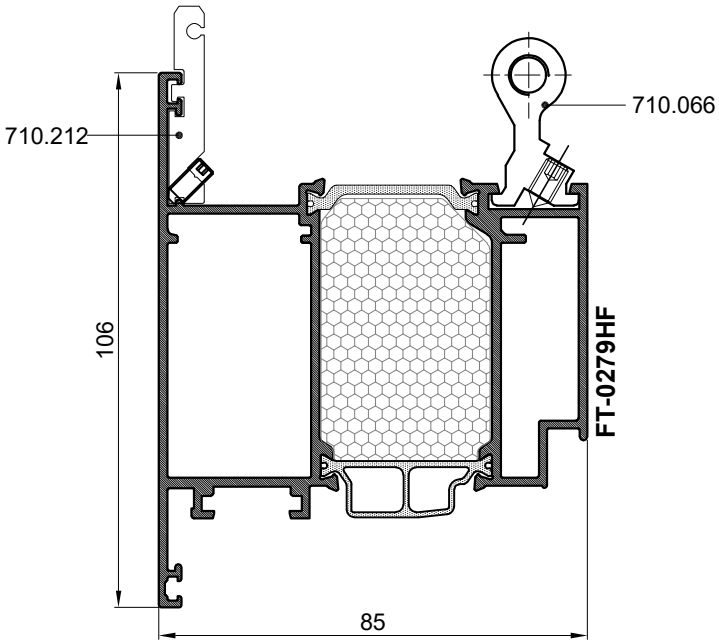


DETALJ A
DETAIL A
M 5:1

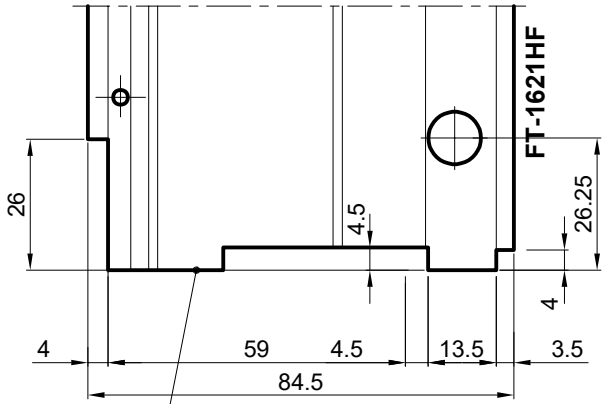
SPAJANJE PROFILA FT-0279HF I FT-1621HF VEZNICIMA
CONNECTION PROFILE FT-0279HF AND FT-1621HF WITH CONNECTORS



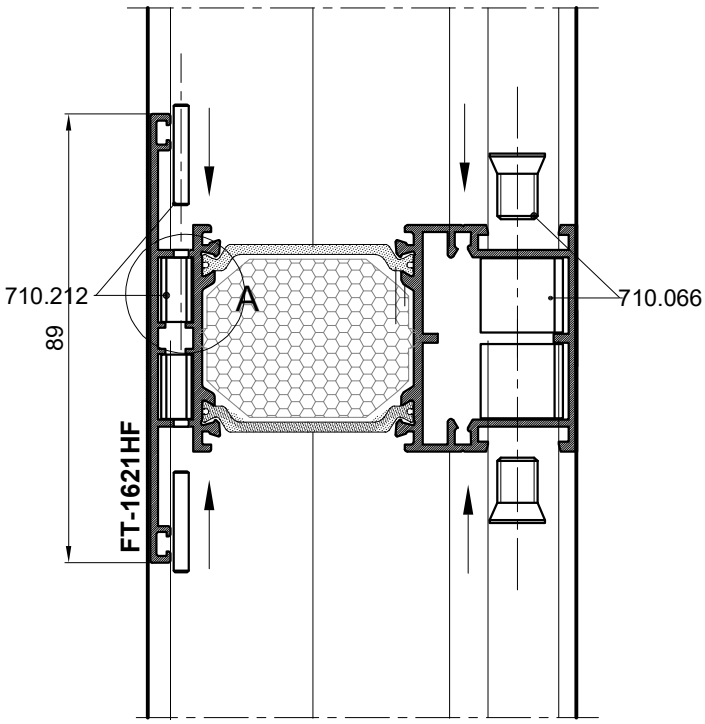


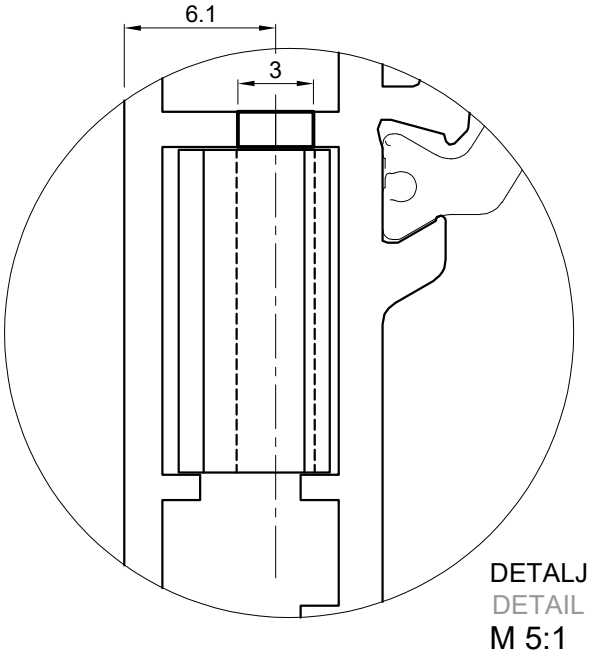


Obrada profila parapetne prečke
-obrada snopom glodala art.220.020
-obrada na glodalici ili obradnom centru
Processing of spandrel mullion profile
-processing with bundle of milling cutters,art.220.020
-processing on mill or machining centre



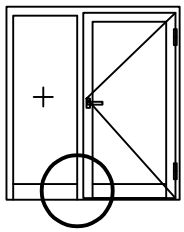

220.022

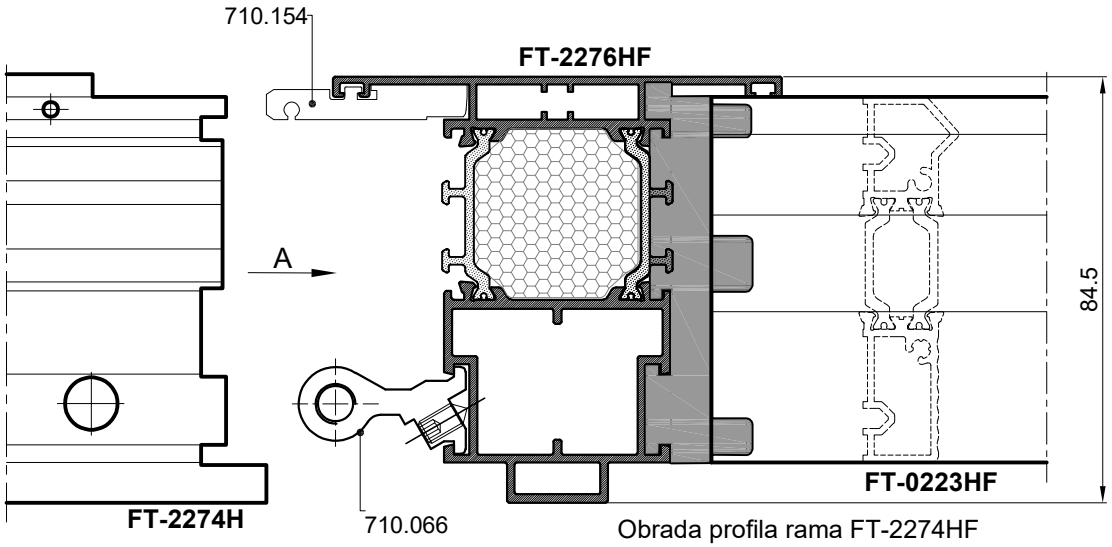




DETALJ A
DETAIL A
M 5:1

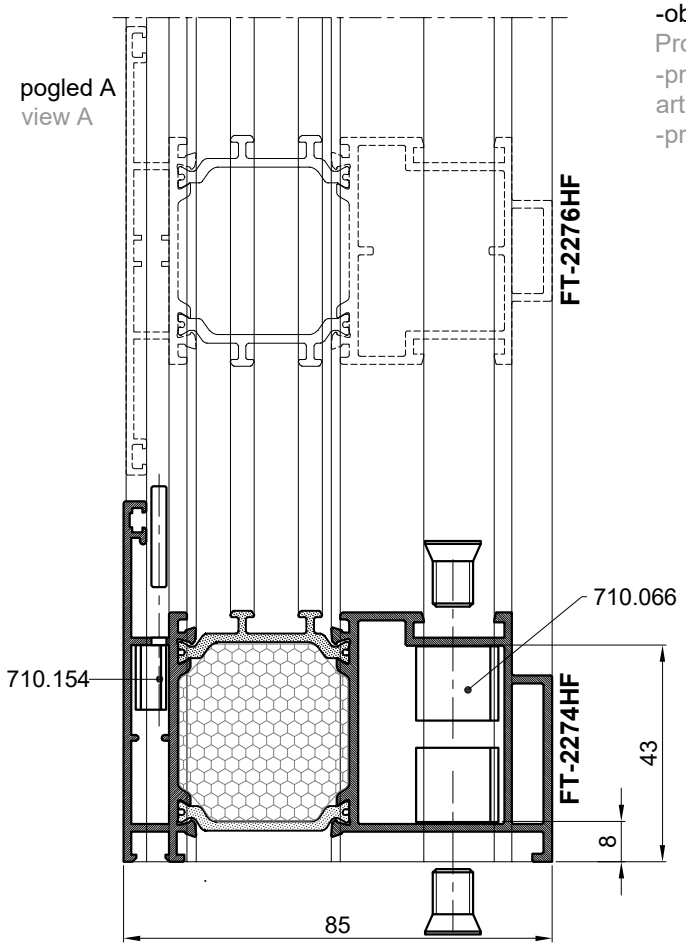
OBRADA I SPAJANJE PROFILA FT-2276HF i FT-2274HF VEZNICIMA
PROCESSING AND CONNECTION OF PROFILES FT-2276HF i FT-2274HF WITH CONNECTORS

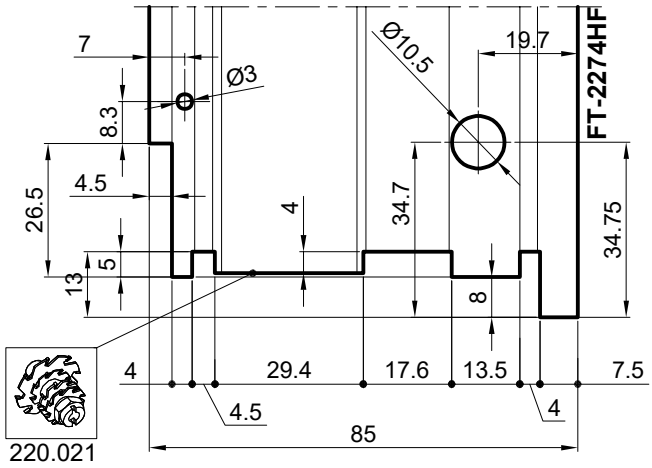


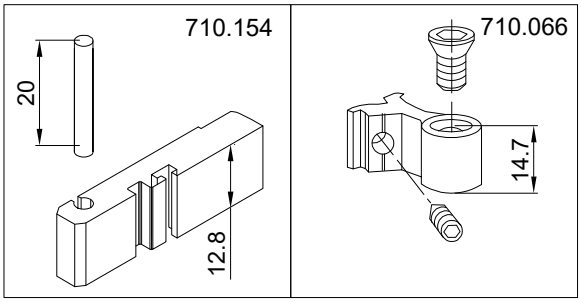


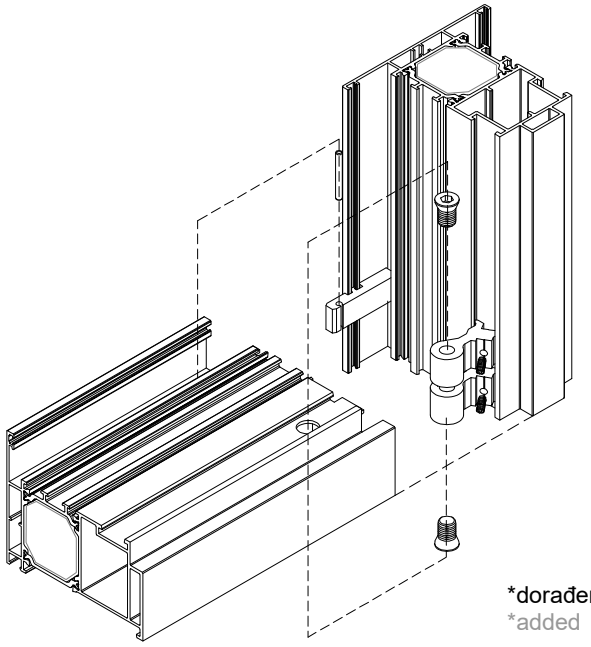
Obrada profila rama FT-2274HF
-obrada snopom glodala za obradu prečki art.220.021
-obrada na glodalici ili obradnom centru
Processing of frame profile FT-0274HF
-processing with bundle of milling cutters for mullion processing art.220.021
-processing on mill or machining centre

pogled A
view A



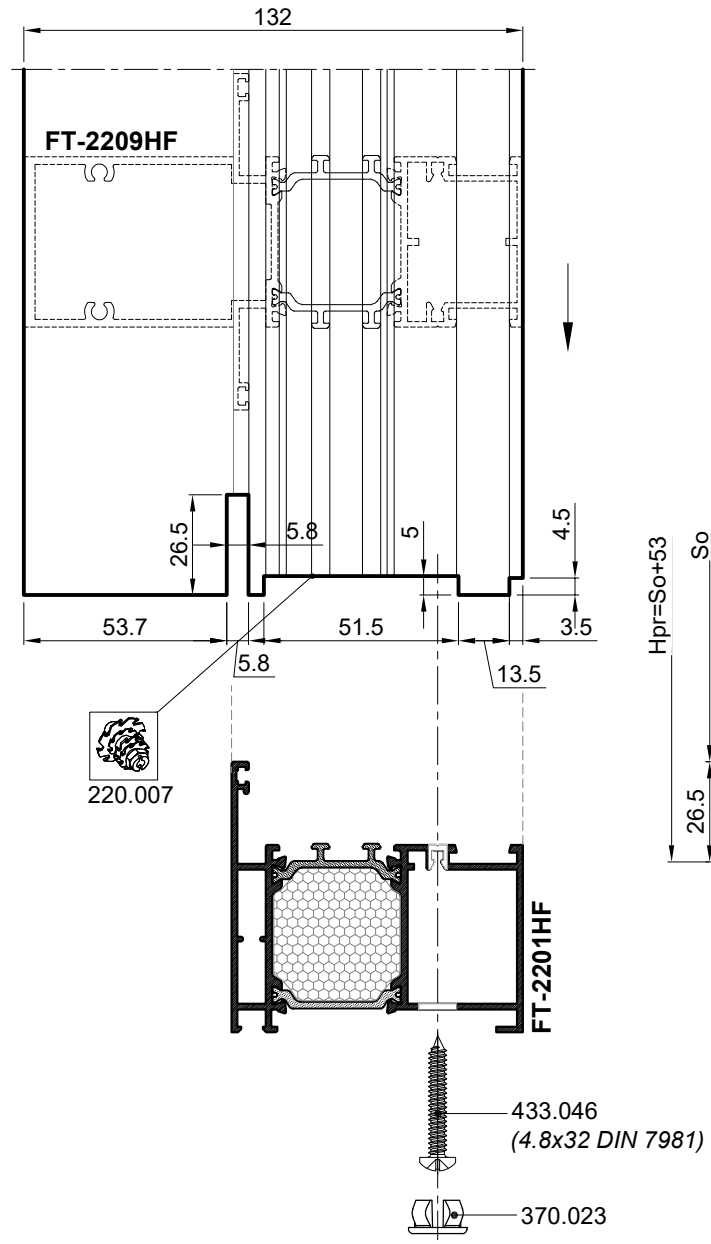


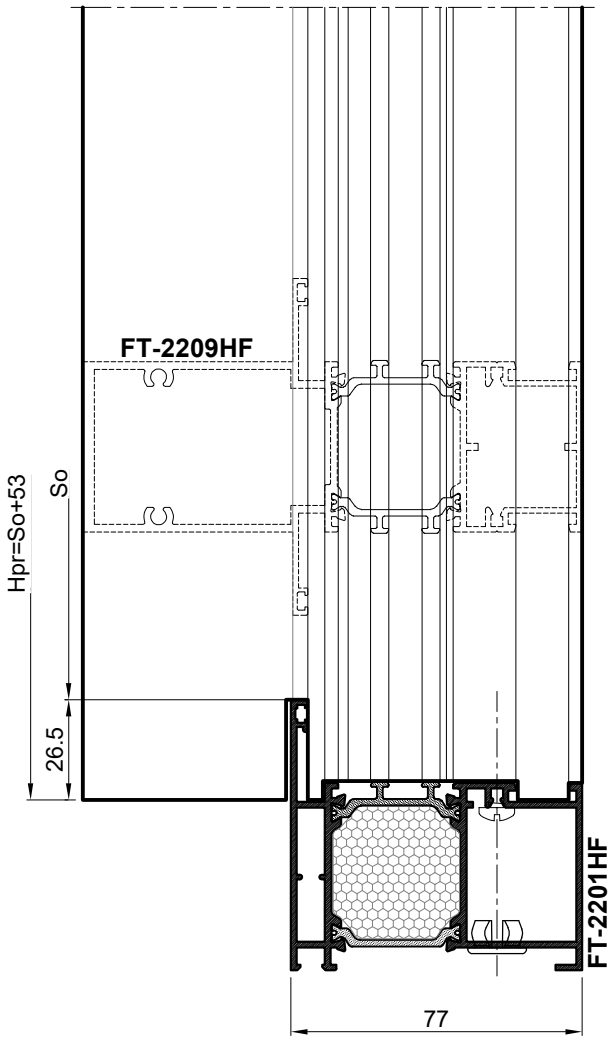




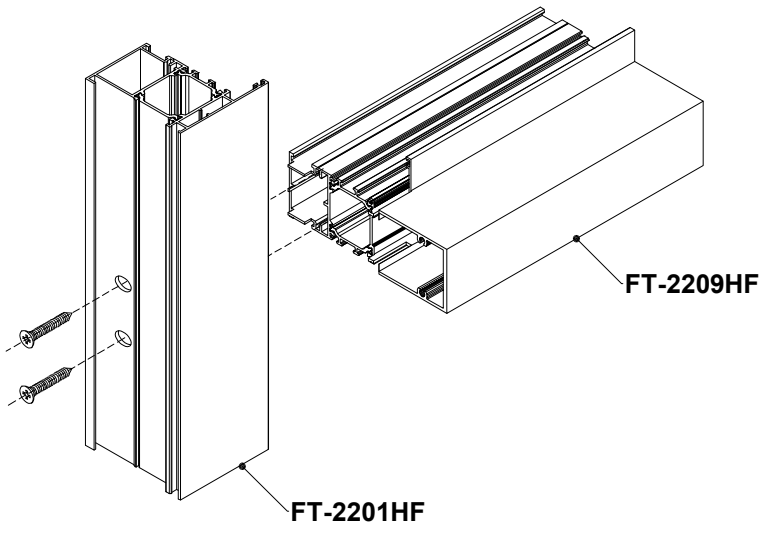
*dorađeno
*added

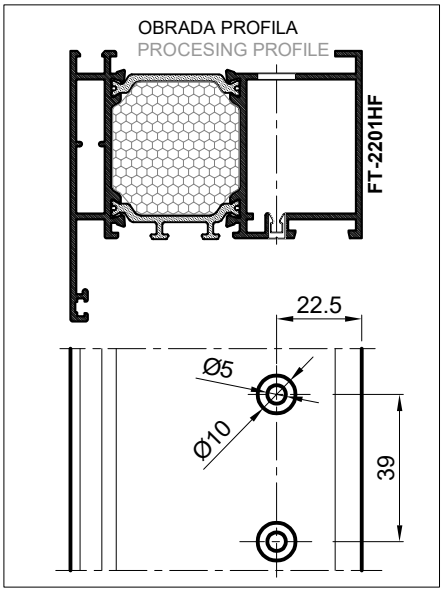
SPAJANJE PROFILA PREČKE FT-2209HF I RAMA VIJCIMA
CONNECTION OF MULLION FT-2209HF AND PROFILE WITH SCREWS

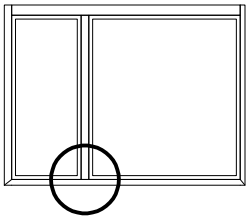




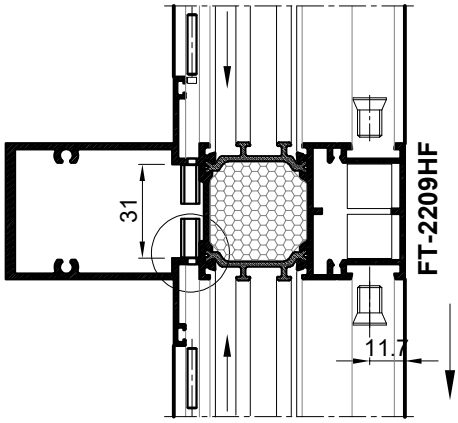
Mjera pilanja prečke:
Lpr=So /svijetli otvor/ + 53 mm
Cutting lenght of mullion:
Lmu=So /light oppening/ + 53 mm



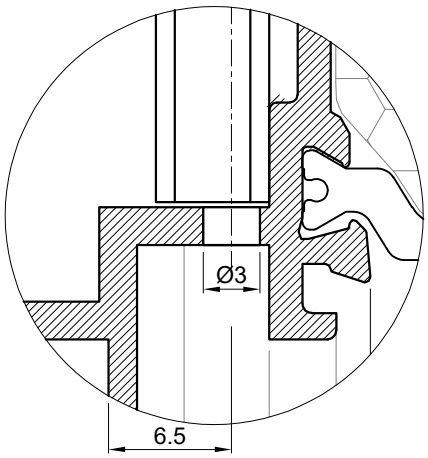


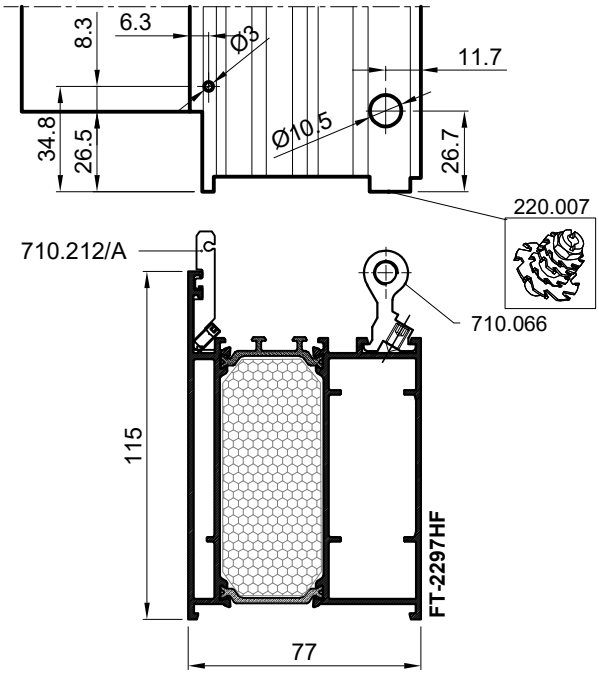


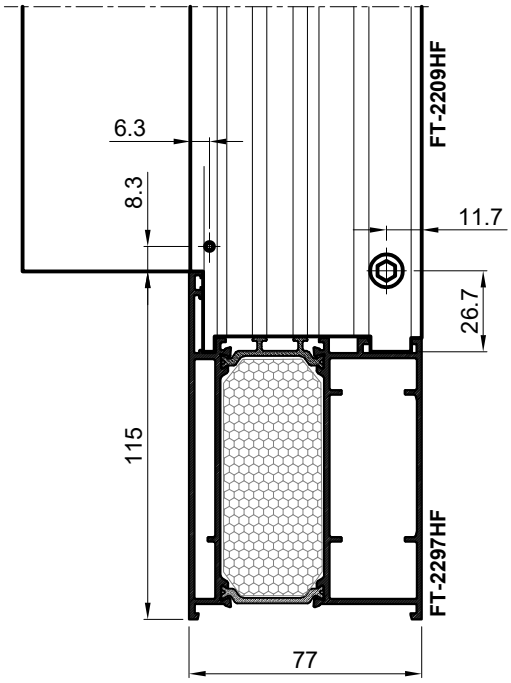
SPAJANJE PROFILA FT-2297HF i FT-2209HF VEZNICIMA
CONNECTION OF PROFILE FT-2297HF and FT-2209HF WITH CONNECTORS

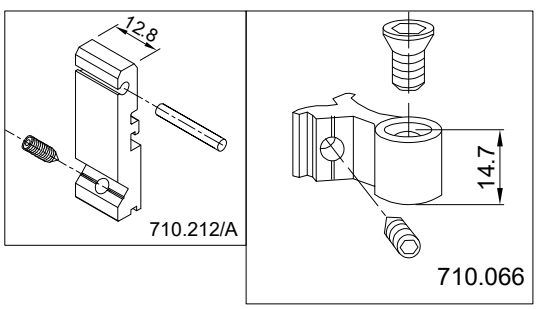


Obrada za veznik
Processing for connector

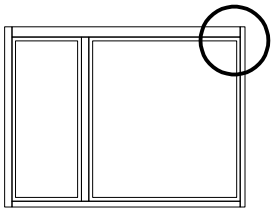




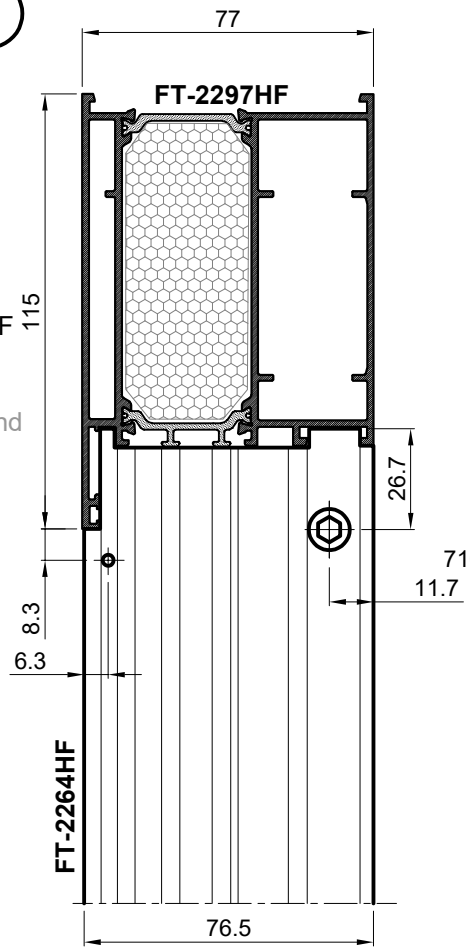


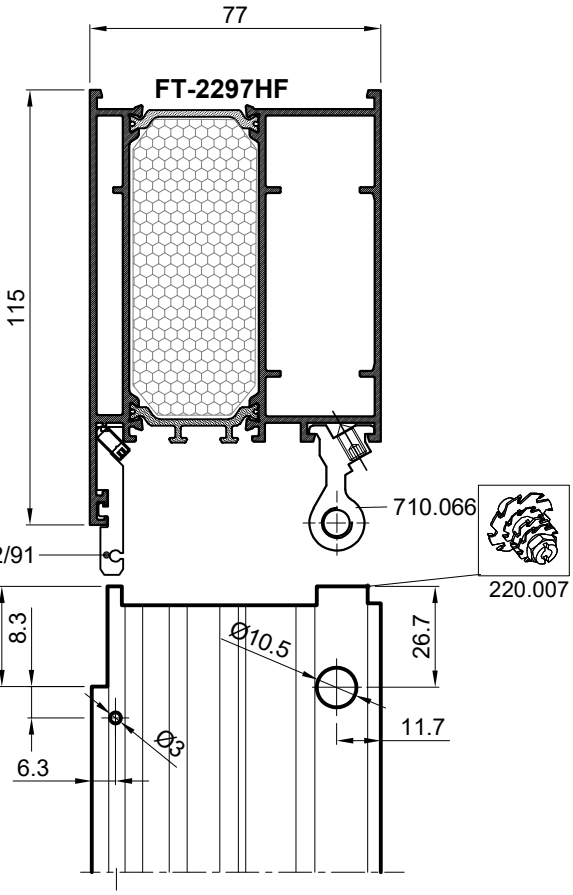


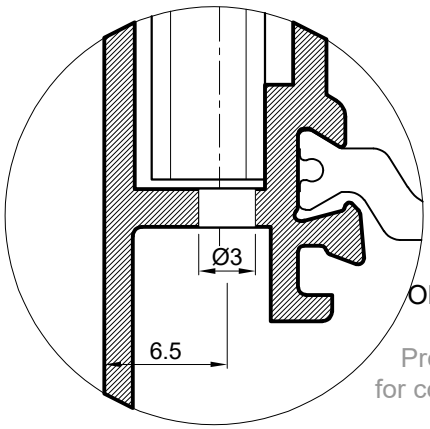
SPAJANJE PROFILA FT-2297HF i FT-2264HF VEZNICIMA
CONNECTION OF PROFILE FT-2297HF and FT-2264HF WITH CONNECTORS



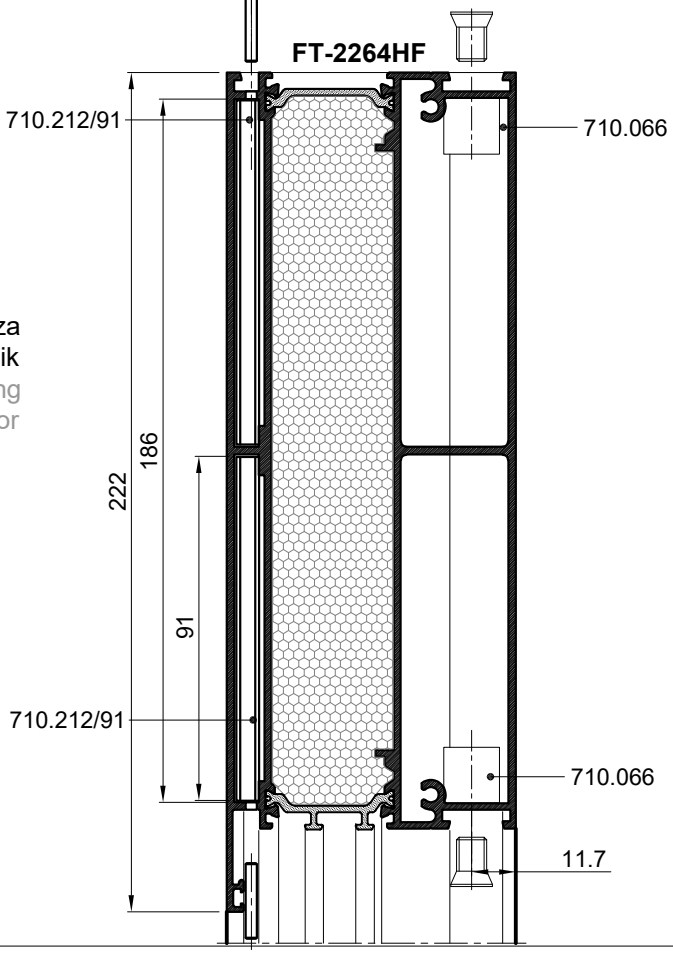
SPAJANJE PROFILA FT-2297HF i FT-2264HF VEZNICIMA
CONNECTION OF PROFILE FT-2297HF and FT-2264HF WITH CONNECTORS

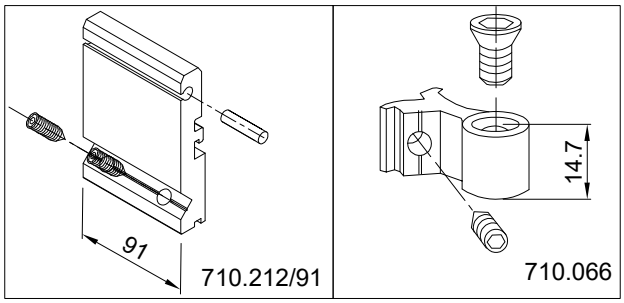




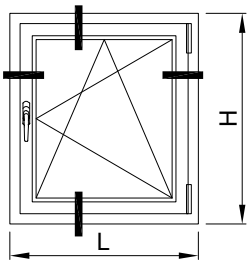


Obrada za veznik
Processing for connector





Rezne liste
Cutting lists

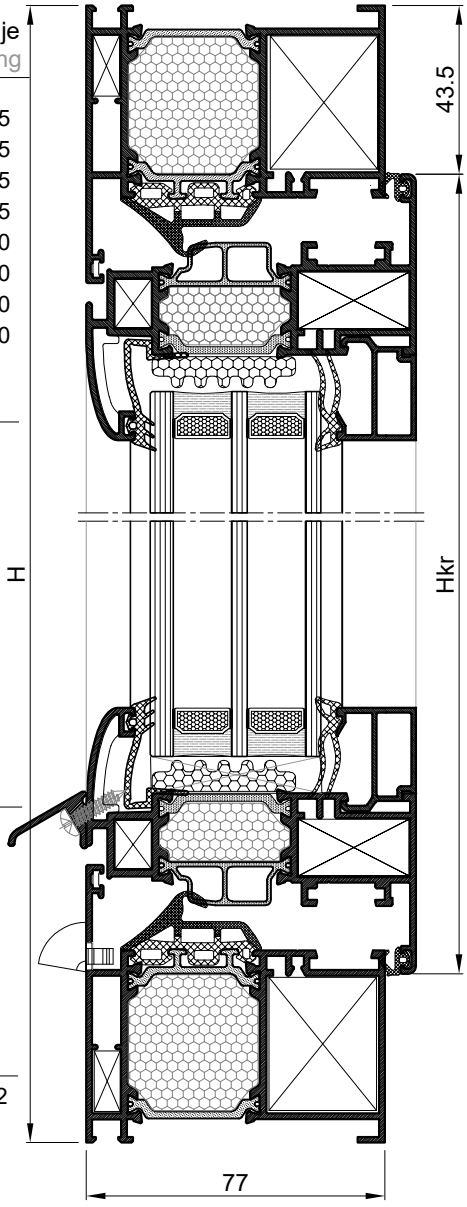


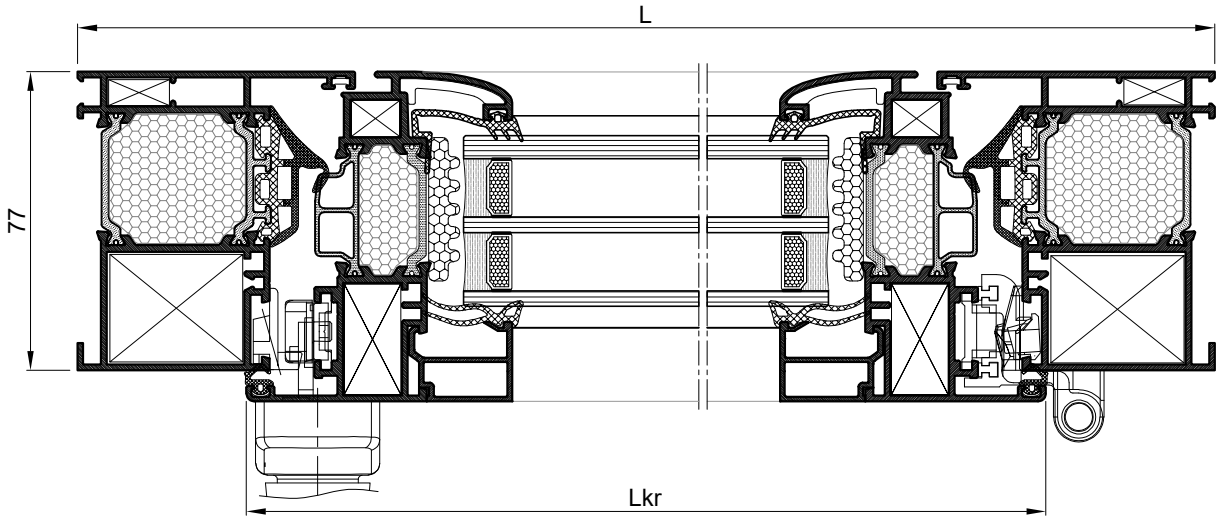
PROFILI PROFILES			kom pcs	mjera measure	pilanje cutting
FT-2201HF	vodoravnica okvira	horizontal frame profile	2	L	45-45
FT-2201HF	okomica okvira	vertical frame profile	2	H	45-45
FT-0203HF	vodoravnica krila	horizontal sash profile	2	Lkr=L-87	45-45
FT-0203HF	okomica krila	vertical sash profile	2	Hkr=H-87	45-45
Z40-666	vodoravna lajsna	horizontal bead	2	Lkr-93	90-90
Z40-666	okomita lajsna	vertical bead	2	Hkr-137	90-90
NC-1459	klizač	slider			90-90
Z40-657	okapnica	drip edge	1	Lkr-70	90-90

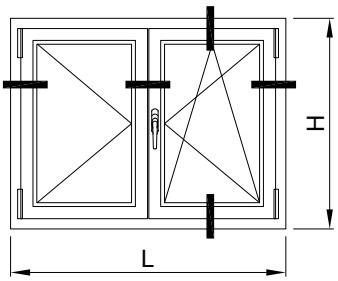
OKOVI HARDWARE			kom pcs
730.009	kutnik rama	frame corner bracket	4
730.008	kutnik krila	sash corner bracket	4
730.005	pomoćni kutnik krila	support sash cor. brac.	4
710.452	pomoćni kutnik rama	support frame cor. brac.	4
710.443	pomoćni kutnik krila	support sash cor. brac.	4
730.001	pomoćni kutnik krila	support sash cor. brac.	4
730.002	pomoćni kutnik rama	support frame cor.brac.	4
134.026	draj kip mehanizam	tilt and turn mechanism	1
370.070	maska za drenažni otvor	mask for drainage holes	2
433.017	vijak 3.9x16 za Z40-657	screw 3.9x16 for Z40-657	4

BRTVE GASKETS			kom pcs	mjera measure
338.050	centralna brtva	central gasket		2L+2H
328.006	brtva u krilu	gasket in sash		2L+2H
328.004	brtva prema staklu	gasket towards glass		2L+2H
311.003	brtva prema staklu	gasket towards glass		2L+2H
368.002	kutni umetak	corner insert	4	
348.002	ispuna po opsegu stakla	Insulation around the glass		2L+2H

STAKLO GLASS			kom pcs	mjera measture
44 mm			1	Lkr-112 x Hkr-112





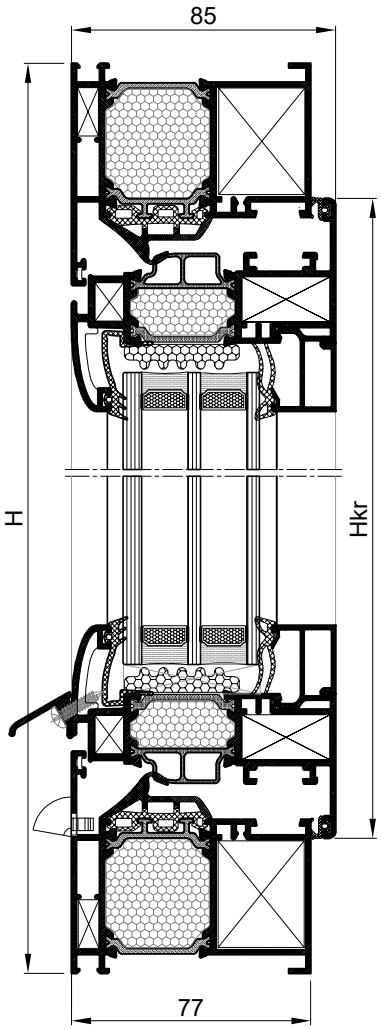


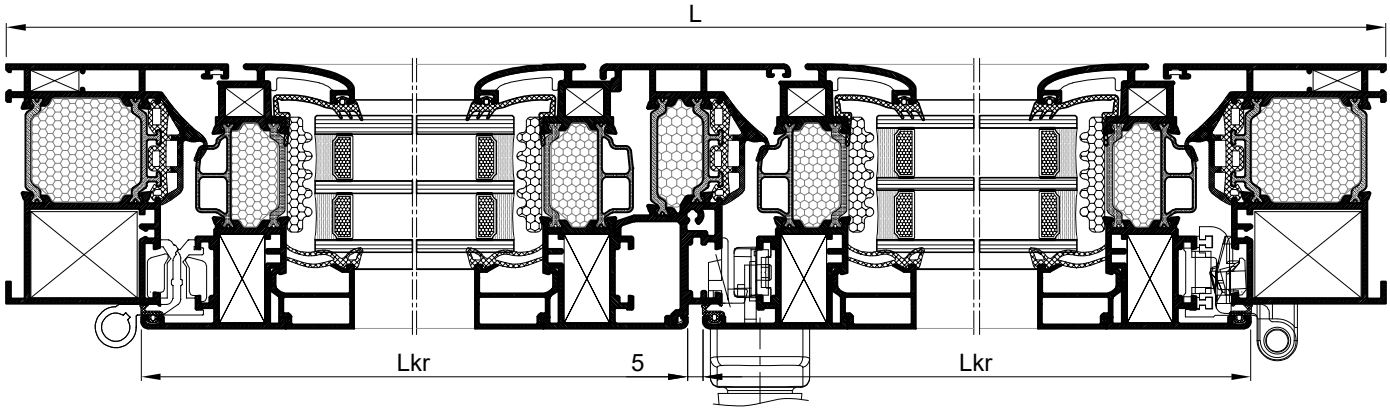
PROFILI PROFILES			kom pcs	mjera measure	pilanje cutting
FT-2201HF	vodoravnica okvira	horizontal frame profile	2	L	45-45
FT-2201HF	okomica okvira	vertical frame profile	2	H	45-45
FT-0203HF	vodoravnica krila	horizontal sash profile	4	Lkr=L/2-46	45-45
FT-0203HF	okomica krila	vertical sash	4	Hkr=H-87	45-45
FT-2286HF	profil kombatute	flying mullion profile	1	Hkr-68	90-90
Z40-666	vodoravna lajsna	horizontal bead	4	Lkr-93	90-90
Z40-666	okomita lajsna	vertical bead	4	Hkr-137	90-90
Z40-659	okapnica	drip edge	1	Lkr-70	90-90
Z40-659	okapnica	drip edge	1	Lkr-4	90-90

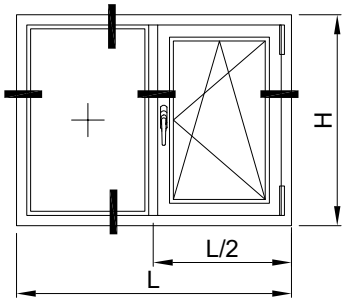
OKOVI HARDWARE			kom pcs
730.009	kutnik rama	frame corner bracket	4
730.008	kutnik krila	sash corner bracket	8
730.005	pomoćni kutnik krila	support sash corn. brac.	8
710.452	pomoćni kutnik rama	support frame corn. brac.	4
710.443	pomoćni kutnik krila	support sash corn. brac. support	8
730.001	pomoćni kutnik krila	sash corn. brac. support frame	8
730.002	pomoćni kutnik rama	corn. brac.	4
111.001	dvodjelna šarka eurož.	two-part hinge eurog.	2
134.006	draj kip mehanizam	tilt and turn mechanism	1
134.001	okov za fiks. pom krila	locking mech. for auxiliary sash	1
370.070	maska za drenažni otvor	mask for drainage holes	2
365.062	čep-umetak za pr. FT-0286HF	cap-insert for pro. FT-0286HF	par
433.017	vijak 3.9x16 za Z40-657	screw for Z40-657, 3.9x16	6
433.046	vijak 4.8x32 za FT-0286HF	screw 4.8x32 for FT-0286HF	4
433.134	vijak 4.8x38 za FT-0286HF	screw 4.8x38 for FT-0286HF	4

BRTVE GASKETS			kom pcs	mjera measure
338.050	centralna brtva	central gasket		2L+3H
328.006	brtva u krilu	gasket in sash		2L+4H
328.004	brtva prema staklu	gasket towards glass		2L+4H
311.003	brtva prema staklu	gasket towards glass		2L+4H
368.002	kutni umetak	corner insert	4	
348.002	ispuna po opsegu stakla	iInsulation around the glass		2L+2H

STAKLO GLASS		kom pcs	mjera measure
44 mm		2	Lkr-112 x Hkr-112





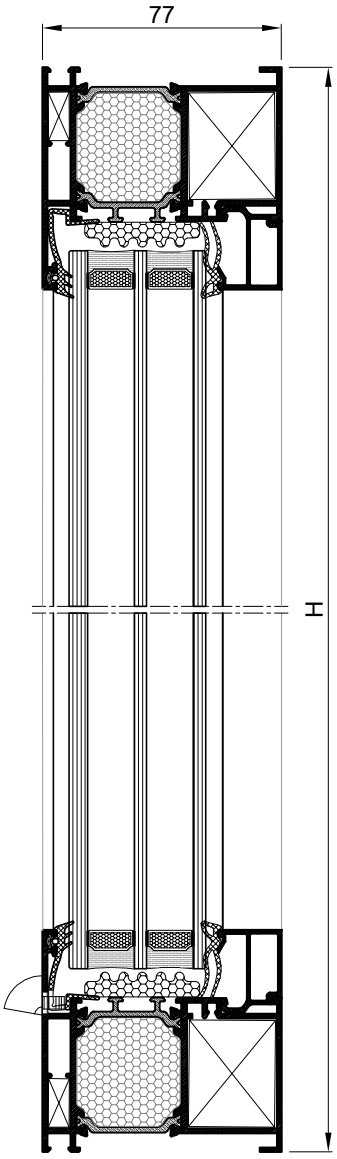


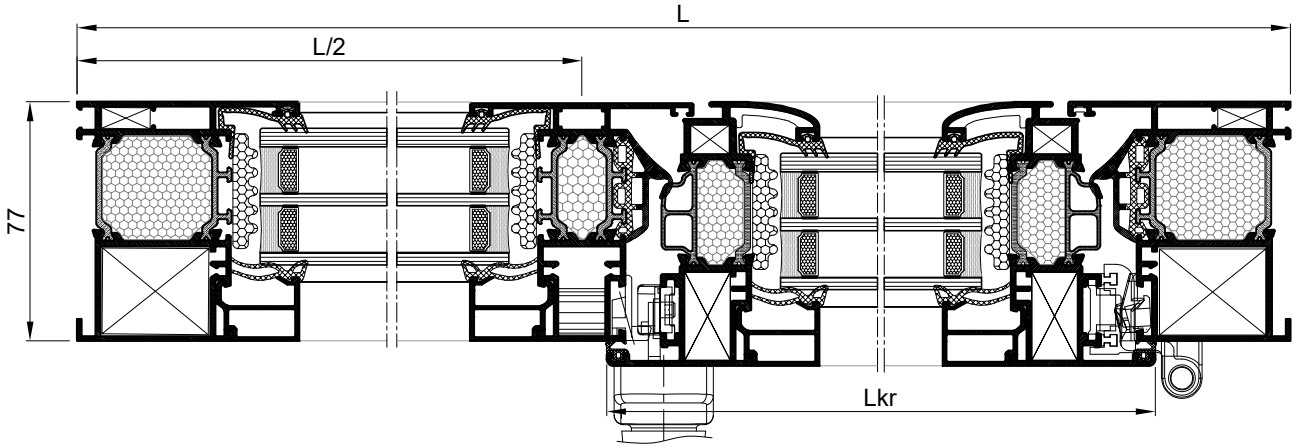
PROFILI PROFILES			kom pcs	mjera measure	pilanje cutting
FT-2201HF	vodoravnica okvira	horizontal frame profile	2	L	45-45
FT-2201HF	okomica okvira	vertical frame profile	2	H	45-45
FT-0203HF	vodoravnica krila	horizontal sash profile	2	Lkr=L/2-51.5	45-45
FT-0203HF	okomica krila	vertical sash profile	2	Hkr=H-87	45-45
FT-2205HF	prečka okomita	vertical mullion	1	H-90	90-90
Z40-666	lajsna-fiksno vodoravna	bead-fixed horizontal	2	L/2-63.5	90-90
Z40-666	lajsna-fiksno okomita	bead-fixed vertical	2	H-143	90-90
Z40-666	lajsna-krilo vodoravna	bead-sash horizontal	2	Lkr-93	90-90
Z40-659	lajsna-krilo okomita	bead-sash vertikal	2	Hkr-137	90-90
NC-1459	klizač	slider			90-90

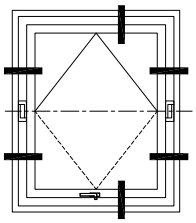
OKOVI HARDWARE			kom pcs
730.009	kutnik rama	frame corner bracket	4
730.008	kutnik krila	sash corner bracket	4
710.452	pomoćni kutnik rama	support frame corn. brac.	4
710.443	pomoćni kutnik krila	support sash corn. brac.	4
730.001	pomoćni kutnik krila	support sash corn. brac.	4
730.002	pomoćni kutnik rama	support sash corn. brac.	4
730.005	pomoćni kutnik krila	support frame corn. brac.	4
134.006	draj kip mehanizam	tilt and turn mechanism	1
710.066	veznik dodatni	additional connector	2
710.069	veznik	connector	2
433.017	vijak 3.9x16 za Z40-657	screw 3.9x16 for Z40-657	4

BRTVE GASKETS			kom pcs	mjera measure
338.050	centralna brtva	central gasket		L+2H
328.006	brtva u krilu	gasket in sash		L+2H
328.004	brtva prema staklu	gasket towards glass		2L+4H
311.003	brtva prema staklu	gasket towards glass		2L+4H
368.002	kutni umetak	corner insert	4	
348.002	ispuna po opsegu stakla	Insulation around the glass		2L+2H

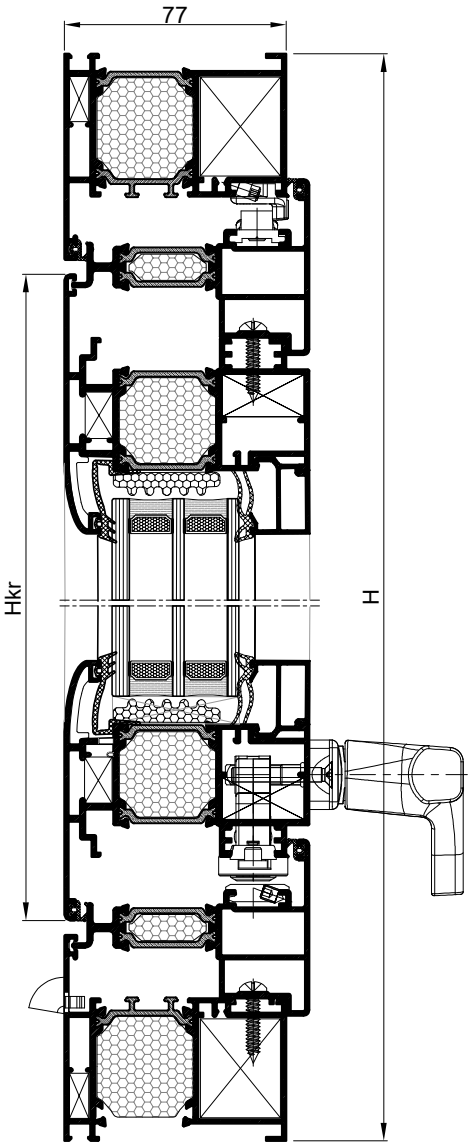
STAKLO STAKLO	kom kom	mjera mjera
44 mm	1	L/2-82.5 x H-118
44 mm	1	Lkr-112 x Hkr-112







Jednokrilni prozor, otvaranje oko srednje ose -
Okov: UNITAS 18/3 (GU)
One-sash window, opening around middle axis
Hardware: UNITAS 18/3 (GU)



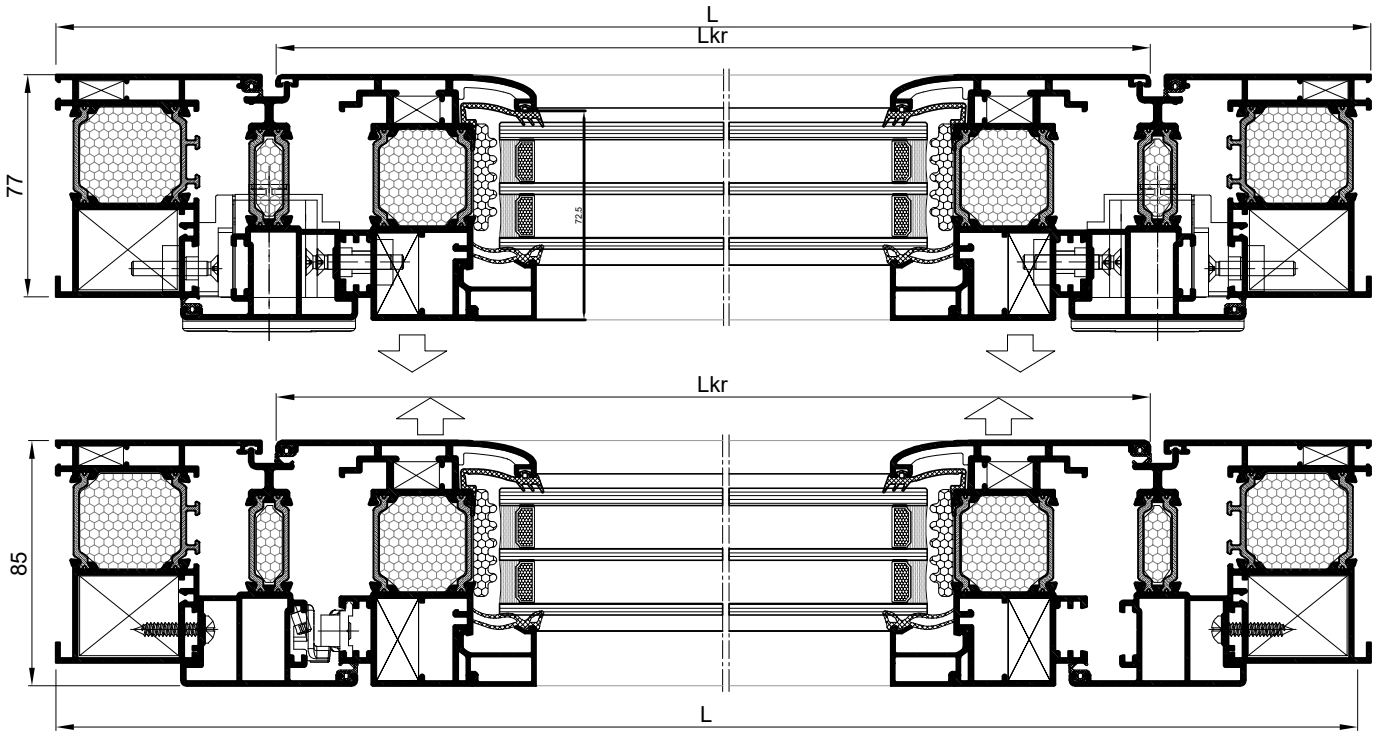
Profil Profile	**opis** description	**kom** pcs	**mjera** measure	**pilanje** cutting
FT-2201HF	vodoravnica rama horizontal frame profile	2	L	45-45
FT-2201HF	okomica rama vertical frame profile	2	H	45-45
FT-0210HF	vodoravnica krila horizontal sash profile	2	Lkr=L-153	45-45
FT-0210HF	okomica krila vertical sash profile	2	Hkr=H-153	45-45
FT-0213/AHF	vodoravna kombatuta horizontal flying mullion	2	H-87	45-45
FT-0213/AHF	okomita kombatuta g. vertical flying mullion	2	detalj details	
FT-0213/AHF	okomita kombatuta d. vertical flying mullion	2	detalj details	
Z40-666	staklolajsna vodoravna horizontal glazing bead	2	Lkr-136	90-90
Z40-666	staklolajsna okomita vertical glazing bead	2	Hkr-180	90-90

Vezni elementi Conn. elements	**opis** description	**kom** pcs
710.072	kutnik rama frame corner bracket	4
710.452	kutnik rama frame corner bracket	4
710.458	kutnik krila sash corner bracket	4
710.453	kutnik krila sash corner bracket	4
730.005	kutnik krila sash corner bracket	4
730.002	kutnik krila i rama sash and frame corner bracket	4(2+2)
730.001	kutnik u komb. corner bracket in flying mullion	4
370.070	maska otvora za kond. mask for drainage holes	2
UNITAS 18/3	mehanizam za otvaranje opening mechanism	1

Brtve Gaskets	**opis** description	**kom** pcs	**mjera** measure
328.006	brtva u ramu, krilu i komb. gasket in fr., sh., and fl.mu.		4L+4H
328.004	brtva stakla vanjska glass gasket exterior		2L+2H
311.003	brtva stakla unutarnja glass gasket interior		2L+2H
348.002	ispuna po opsegu stakla insulation around the glass		2L+2H

Staklo Staklo	**opis** descrioption		**mjera** measure
44 mm (4+16+4+16+4)	IZO staklo IZO glass	1	Lkr-155xHkr-155

Insulation around the glass



Rezne liste
Cutting lists

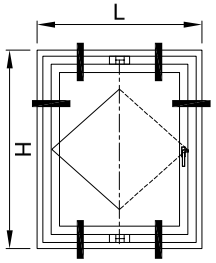
TERMO 85

Profil Profile	opis description	kom pcs	mjera measure	pilanje cutting
FT-2201HF	vodoravnica rama horizontal frame profile	2	L	45-45
FT-2201HF	okomica rama vertical frame profile	2	H	45-45
FT-0210HF	vodoravnica krila horizontal sash profile	2	Lkr=L-153	45-45
FT-0210HF	okomica krila vertical sash profile	2	**Hkr=H-153**	45-45
FT-0213/AHF	okomita kombatuta vertical flying mullion	1	H-87	45-45
FT-0213/AHF	vodoravna kombatuta horizontal flying mullion	2	H-87	45-45
FT-0213/AHF	vodoravna kombatuta horizontal flying mullion	2	detalj details	
Z40-666	staklolajsna vodoravna horizontal glazing bead	2	detalj details	
Z40-666	staklolajsna okomita vertical glazing bead	2	Hkr-180	90-90

Vezni elementi Conn. elements	opis description	kom pcs
710.072	kutnik rama frame corner bracket	4
710.452	kutnik rama frame corner bracket	4
710.458	kutnik krila sash corner bracket	4
710.453	kutnik krila sash corner bracket	4
730.005	kutnik krila sash corner bracket	4
730.002	kutnik krila i rama sash and frame corner bracket	4(2+2)
730.001	kutnik u komb. corner bracket in flying mullion	4
370.070	maska otvora za kond. mask for drainage holes	2
UNITAS 88 (GU)	mehanizam za otvaranje opening mechanism	1

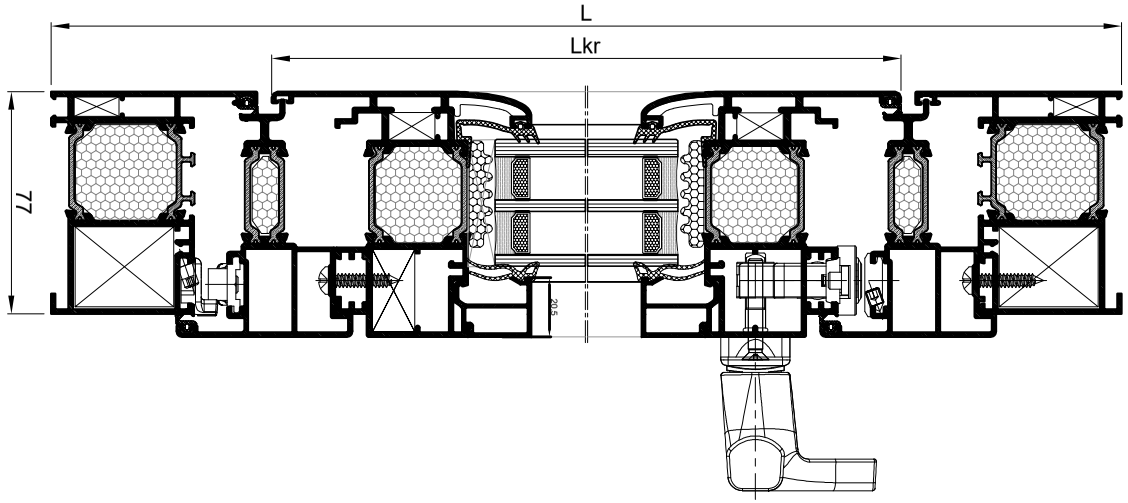
Brtve Gasket	opis desctription	kom pcs	mjera measure
328.006	brtva u ramu, krilu i komb. gasket in fr., sh., and f. m.		4L+4H
328.004	brtva stakla vanjska glass gasket exterior		2L+2H
311.003	brtva stakla unutarnja glass gasket interior		2L+2H

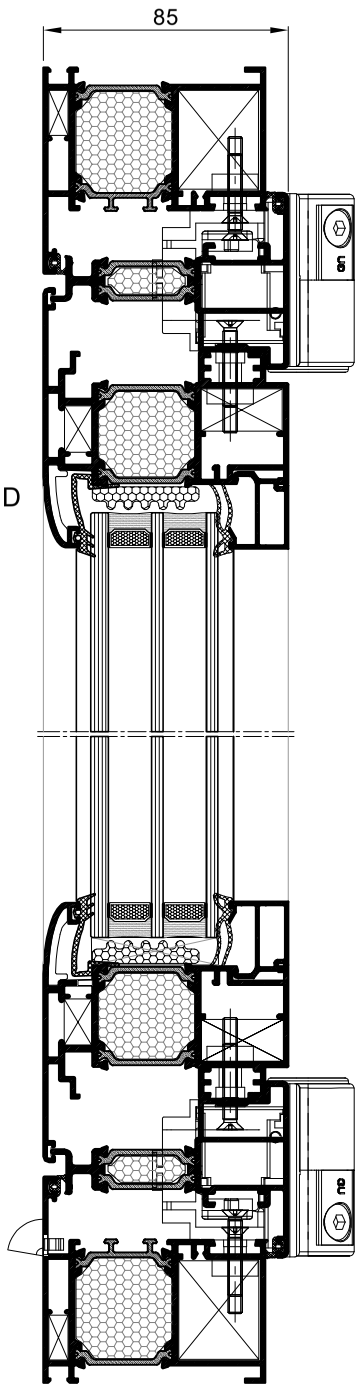
Staklo Glass	opis desctription		mjera measure
44 mm (4+16+4+16+4)	IZO staklo IZO glass	1	Lkr-155xHkr-155

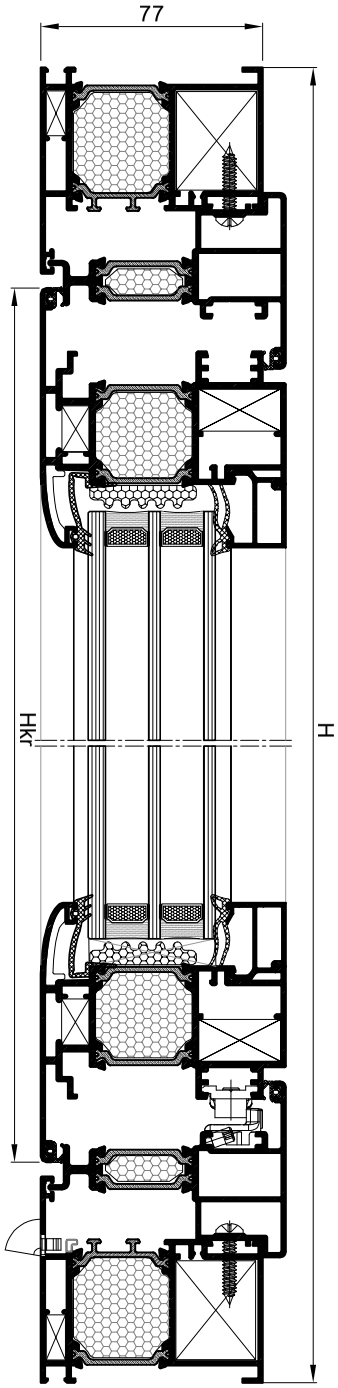


- Jednokrilni prozor,
otvaranje oko srednje ose
- Okov: UNITAS 88 (GU), TIP D

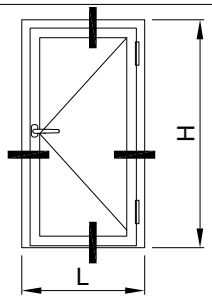
-One-sash window,
opening around middle axis
Hardware:
UNITAS 88 (GU), TyP D







Prozor oko srednje osi Window around middle axis

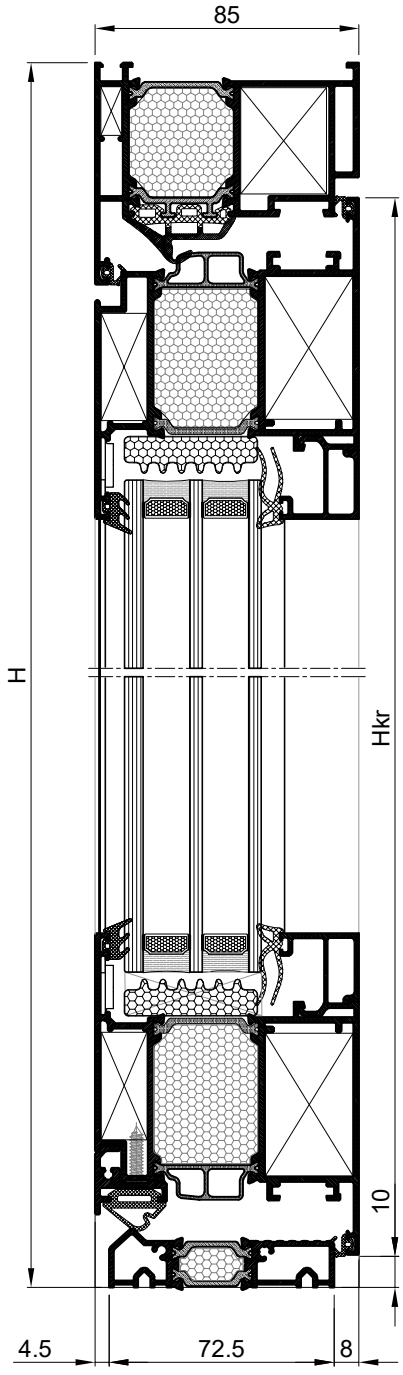


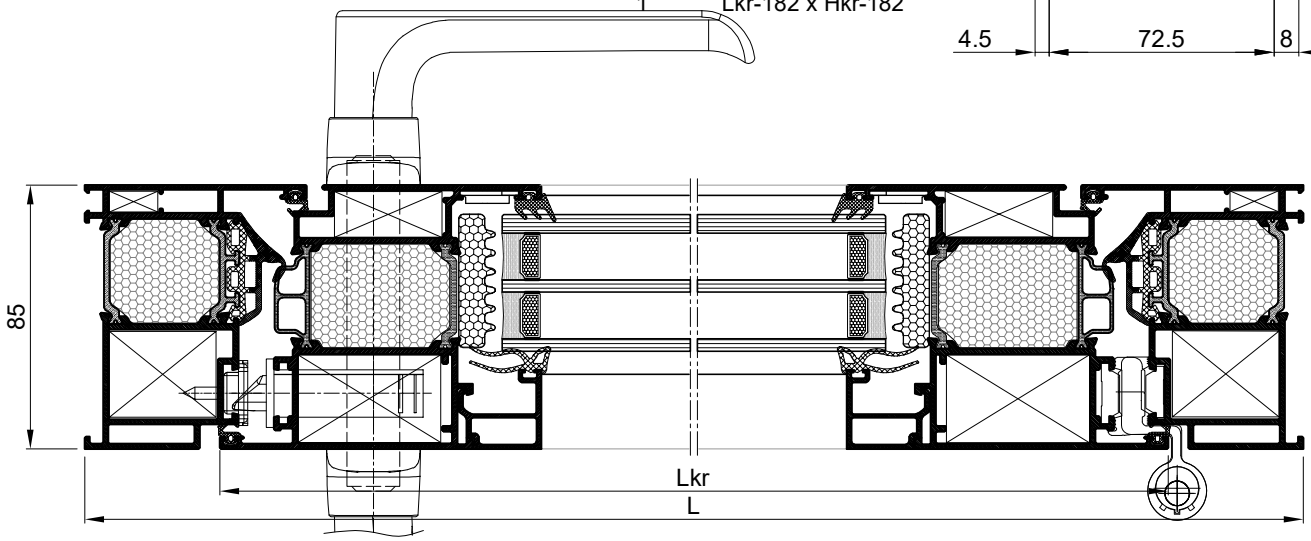
PROFILI PROFILES			kom pcs	mjera measure	pilanje cutting
FT-2274HF	vodoravnica okvira	horizontal frame profile	1	L	45-45
FT-0223HF	prag	threshold	1	L-115	90-90
FT-2274HF	okomica okvira	vertical frame profile	2	H	45-90
FT-0275HF	vodoravnica krila	horizontal sash profile	2	Lkr=L-87	45-45
FT-0275HF	okomica krila	vertical sash profile	2	Hkr=H-53.5	45-45
F-1483	dodatak krilu	sash addition	1	Lkr-72	90-90
Z40-667	vodoravna lajsna	horizontal bead	2	Lkr-163	90-90
Z40-667	okomita lajsna	vertical bead	2	Hkr-207	90-90

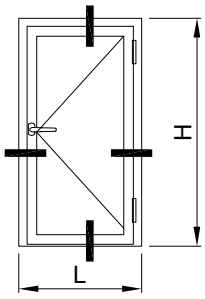
VEZNI ELEMENTI CONNECTION ELEMENTS			kom pcs
710.072	kutnik rama	main corner bracket	2
710.452	pomoćni kutnik rama kutnik	support frame corn. brac.	2
710.133	krila	sash corner bracket	4
710.172	pomoćni kutnik krila pomoćni	supprot sash corn. brack.	4
730.001	kutnik krila i rama pomoćni	support cor.bra. sash and frame	6
731.010	kutnik krila	support sash corn.brack.	4
114.004	šarka	hinge	2
124.001	brava 35-ica	lock 35	1
124.003	prihvatnik jezička (šild)	lock latchbolt acceptor	1
104.009	ručka	handle	par couple
124.013	uložak za bravu	lock latchbolt acceptor	1
124.032	štitnik uloška (cilindra)	cylinder shield	2
373.025	umetak praga	insert threshold	L+D
433.118	vijak 4.2x19 za F-1483	screw 4.2x19 for F-1483	4
433.021	vijak 3.9x32 za FT-0223HF	screw 3.9x32 for FT-0223HF	4

BRTVE GASKETS			mjera measure
328.006	brtva u krilu	gasket in sash	3L+4H
338.050	centralna brtva	central gasket	L+2H
328.003	brtva prema staklu vanjska	gasket towards glass exterior	2L+2H
311.004	brtva prema staklu unutarnja	gasket towards glass interior	2L+2H
368.002	kutni umetak	corner insert	2 kom
344.071	brtva prema pragu	gasket toward threshold	L
340.013	ispuna po opsegu stakla	fill around the glass	2L+H

STAKLO GLASS			kom pcs	mjera measure
44 mm			1	Lkr-182 x Hkr-182







			kom pcs	mjera measure	pilanje cutting
FT-2201HF	vodoravnica okvira	horizontal frame profile	1	L	45-45
FT-2201HF	okomica okvira	vertical frame profile	2	H	45-90
FT-0218HF	vodoravnica krila	horizontal sash profile	2	Lkr=L-87	45-45
FT-0218HF	okomica krila	certical sash profile	2	Hkr=H-53.5	45-45
FT-0228HF	parapetni profil	spandrel profile	1	Lkr-154	90-90
Z40-666	vodoravna lajsna	horizontal bead	2	Lkr-164	90-90
Z40-666	okomita lajsna	vertical bead	2	Hkr-208	90-90
FT-0223HF	prag	threshold	1	Lkr-28	90-90
F-1483	dodatni profil za prag	additional threshold profile	1	Lkr-72	90-90

OKOVI
HARDWARE

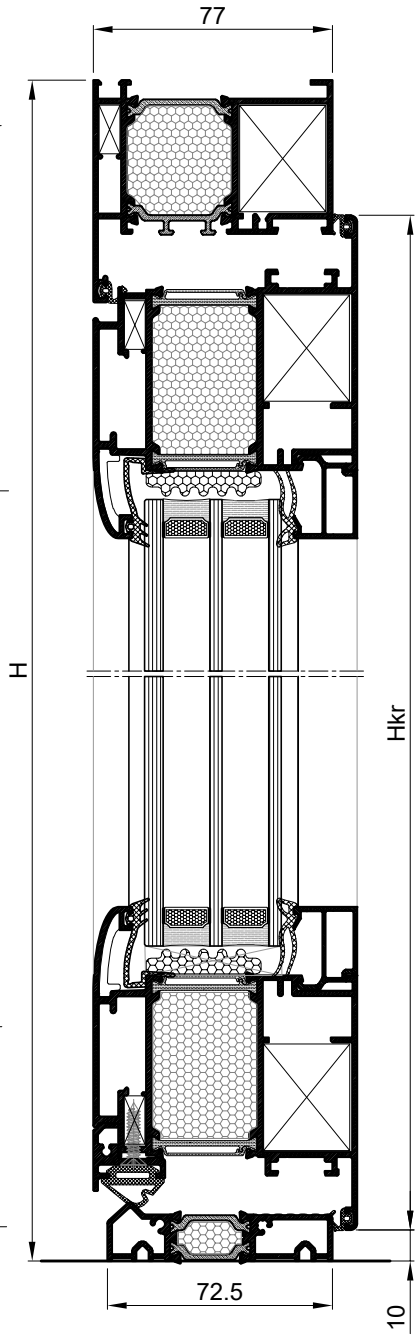
710.059	kutnik rama i krila	corner bracket	6
710.454	pomoćni kutnik rama	support frame corn. brac.	2
710.452	pomoćni kutnik krila	support sash corn. brac.	4
710.005	pomoćni kutnik krila	support sash corn. brac.	4
730.001	pomoćni kutnik krila	support sash corn. brac.	4
730.002	pomoćni kutnik rama	support frame corn. brac.	2
112.021.xx	dvodijelna šarka-65 mm	two-part hinge-65 mm	2
124.001	brava	lock	1
124.003	prihvatnik jezička (šild)	shield for door	1
104.009	ručka	handle	par
124.013	uložak za bravu	lock latchbolt acceptor	1
124.032	štitnik uloška (cilindra)	cylinder shield	1
373.025	umetak praga	insert threshold	L+D
433.118	vijak 4.2x19 za F-1483	screw 4.2x19 for F-1483	4
433.021	vijak 3.9x32 za FT-0223HF	screw 3.9x32 for FT-0223HF	4

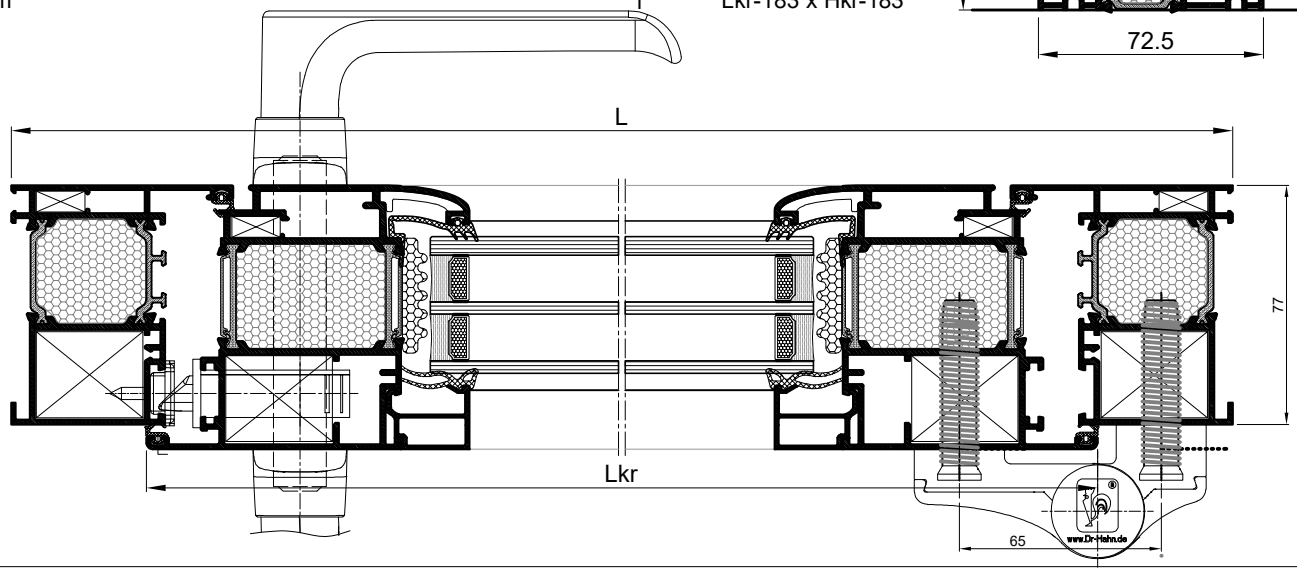
BRTVE
GASKET

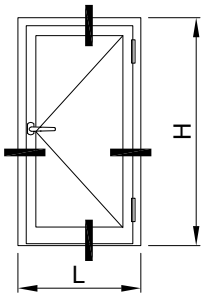
			kom pcs	mjera measure
328.006	brtva u krilu	gasket in sash		2L+4H
328.004	brtva prema staklu	gasket towards glass		2L+2H
311.003	brtva prema staklu	gasket towards glass		2L+2H
344.071	brtva prema pragu	gasket towards threshold		L
348.002	ispuna po opsegu stakla	iInsulation around the glass		2L+2H

STAKLO
GLASS

			kom pcs	mjera measure
44 mm			1	Lkr-183 x Hkr-183





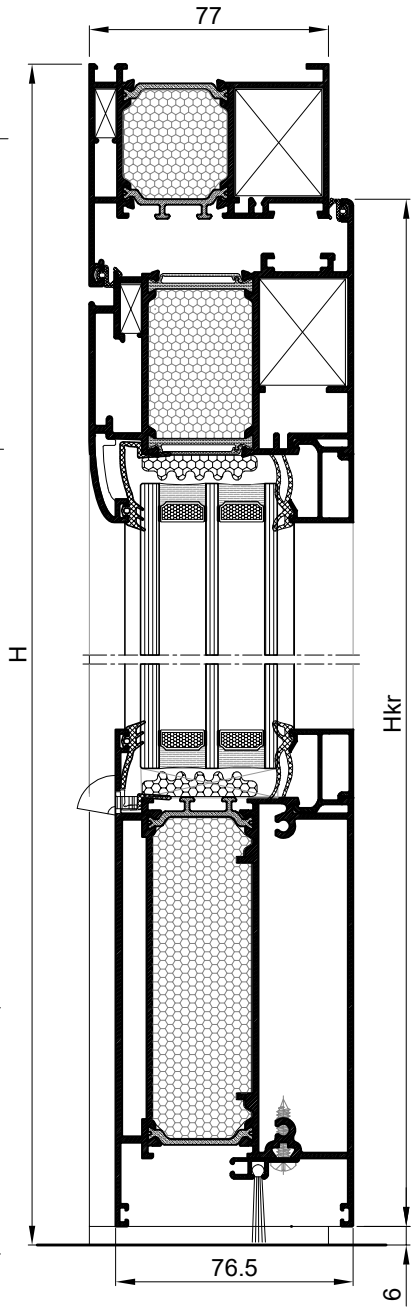


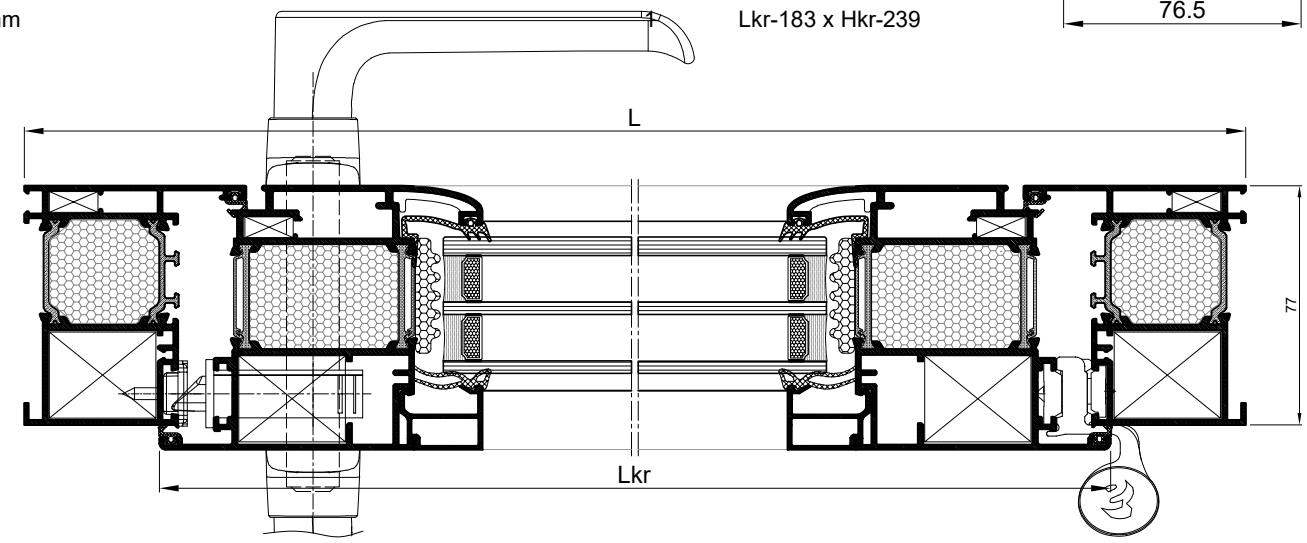
			kom pcs	mjera measure	pilanje cutting
FT-2201HF	vodoravnica okvira	horizontal frame profile	1	L	45-45
FT-2201HF	okomica okvira	vertical frame profile	2	H	45-90
FT-0218HF	vodoravnica krila	horizontal sash profile	1	Lkr=L-87	45-45
FT-2208HF	vodoravnica krila-parapet	vodoravnica krila-spandrel	1	Lkr-154	90-90
FT-0218HF	okomica krila	vertical sash profile	2	Hkr=H-49.5	45-90
Z40-666	vodoravna lajsna	horizontal bead	2	Lkr-164	90-90
Z40-666	okomita lajsna	vertical bead	2	Hkr-264	90-90

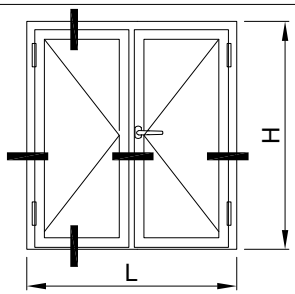
OKOVI HARDWARE			kom pcs
710.059	kutnik krila i rama	corner bracket	4
710.454	pomoćni kutnik rama	support frame corn. brac.	2
710.452	pomoćni kutnik krila	support sash corn. brac.	2
730.005	pomoćni kutnik krila	support sash corn. brac.	2
730.001	pomoćni kutnik krila	support sash corn. brac.	2
730.002	pomoćni kutnik rama	support frame corn. brac.	2
710.066	veznik	connector	4
710.070	dodatni veznik	additional connector	2
114.001	šarka	hinge	2
124.001	brava	lock	1
124.003	prihvatnik jezička (šild)	lock latchbolt acceptor	1
104.009	ručka	handle	par
124.013	uložak za bravu	lock latchbolt acceptor	1
124.032	štitnik uloška (cilindra)	cylinder shield	2
370.070	maska za drenažni otvor	mask for drainage holes	2
433.030	vijak 4.2x19 za 521.001	screw 4.2x19 for 521.001	4

BRTVE GASKETS			kom pcs	mjera measure
328.006	brtva u krilu	gasket in sash		2L+4H
328.004	brtva prema staklu	gasket towards glass		2L+2H
311.003	brtva prema staklu	gasket towards glass		2L+2H
521.001	držač četkaste brtve	brush gasket holder		L
347.001	četkasta brtva	brush gasket		L
348.002	ispuna po opsegu stakla	insulation around the glass		2L+2H

STAKLO GLASS	kom pcs	mjera measure
44 mm		Lkr-183 x Hkr-239





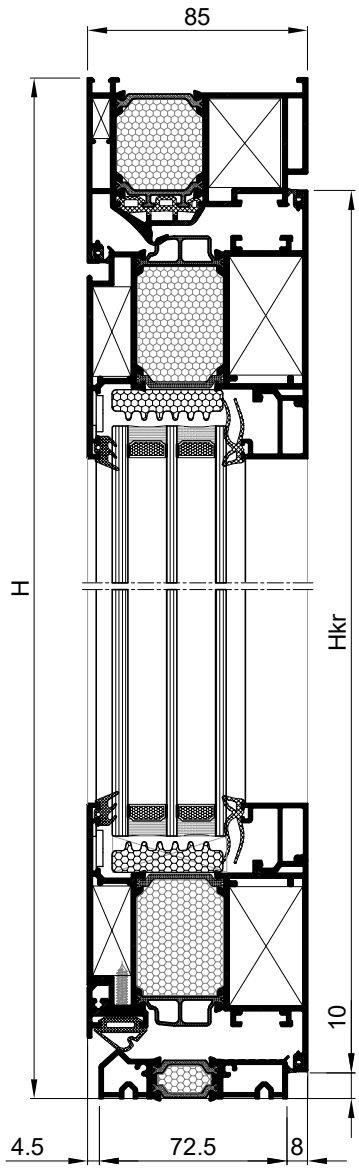


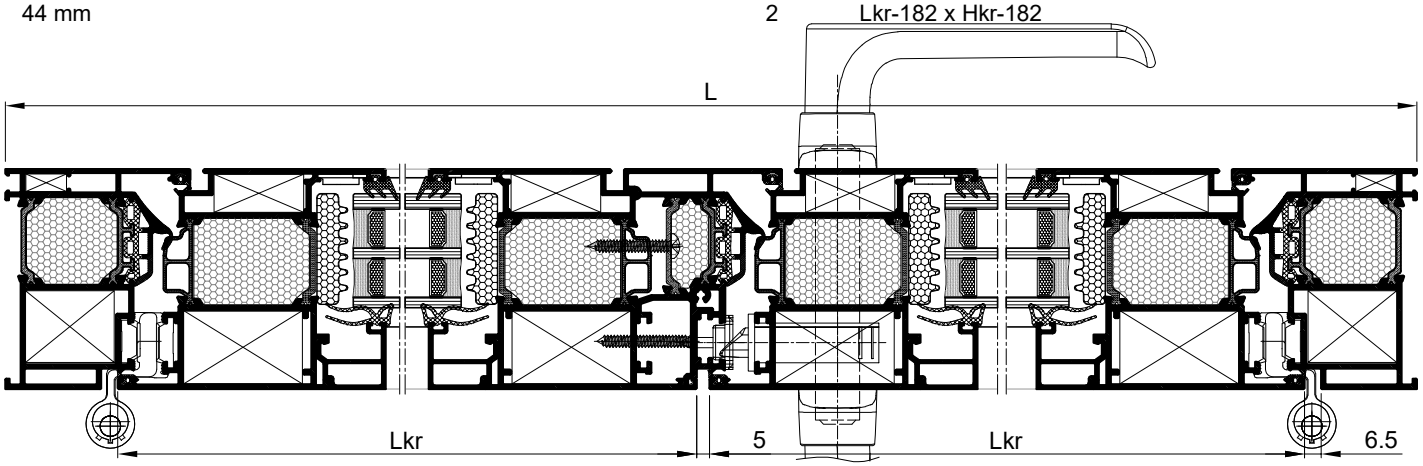
PROFILI PROFILES			kom pcs	mjera measure	pilanje cutting
FT-2274HF	vodoravnica okvira	horizontal frame profile	1	L	45-45
FT-0223HF	prag	threshold	1	L-115	90-90
FT-2274HF	okomica okvira	vertical frame profile	2	H	45-90
FT-0275HF	vodoravnica krila	horizontal sash profile	4	Lkr=L/2-46	45-45
FT-0275HF	okomica krila	vertical sash profile	4	Hkr=H-53.5	45-45
FT-2277HF	kombatuta	flying mullion	1	Hkr-68	90-90
F-1483	dodatak krilu 1	sash addition 1	1	Lkr-72	90-90
F-1483	dodatak krilu 2	sash addition 2	1	Lkr-6	90-90
Z40-667	vodoravna lajsna	horizontal bead	4	Lkr-163	90-90
Z40-667	okomita lajsna	vertical bead	4	Hkr-207	90-90

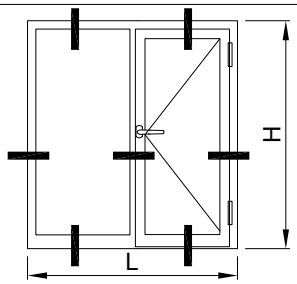
VEZNI ELEMENTI CONNECTION ELEMENTS			kom kom
710.072	kutnik rama	main corner bracket	2
710.452	pomoćni kutnik rama	support frame corn. brac.	2
710.133	kutnik krila	sash corner bracket	8
710.172	pomoćni kutnik krila	support sash corn. brack.	8
730.001	pomoćni kutnik krila i rama	support cor.bra. sash and frame	10
731.010	pomoćni kutnik krila	support sash corn.brack.	8
143.002	krakun za pasivno krilo	latch for passive sash	2
114.004	šarka	hinge	4
124.001	brava 35-ica	lock 35	1
124.003	prihvatnik jezička (šild)	lock latchbolt acceptor	1
104.009	ručka	handle	par
124.013	uložak za bravu	lock latchbolt acceptor 85	1
124.032	štitnik uloška (cilindra)	cylinder shield	2
373.025	umetak praga	insert threshold	L+D
433.118	vijak 4.2x19 za F-1483	screw 4.2x19 for F-1483	4
433.021	vijak 3.9x32 za FT-0223HF	screw 3.9x32 for FT-0223HF	4
433.046	vijak 4.8x32 za FT-0277HF	screw 4.8x32 for FT-0277HF	4
433.134	vijak 4.8x38 za FT-0277HF	screw 4.8x38 for FT-0277HF	4
365.060	umetak za FT-0277HF	insert for FT-0277HF	par

BRTVE GASKETS			kom pcs	mjera measure
328.006	brtva u krilu	gasket in shash		3L+6H
338.050	centralna brtva	central gasket		L+3H
328.003	brtva prema staklu vanjska	gasket towards glass exterior		2L+4H
311.004	brtva prema staklu unutarnja	gasket towards glass interior		2L+4H
368.002	kutni umetak	corner insert		2 kom
344.071	brtva prema pragu	gasket towardw threshold		L
348.002	ispuna po opsegu stakla	iInsulation around the glass		2L+2H

STAKLO GLASS			kom pcs	mjera measure
44 mm			2	Lkr-182 x Hkr-182





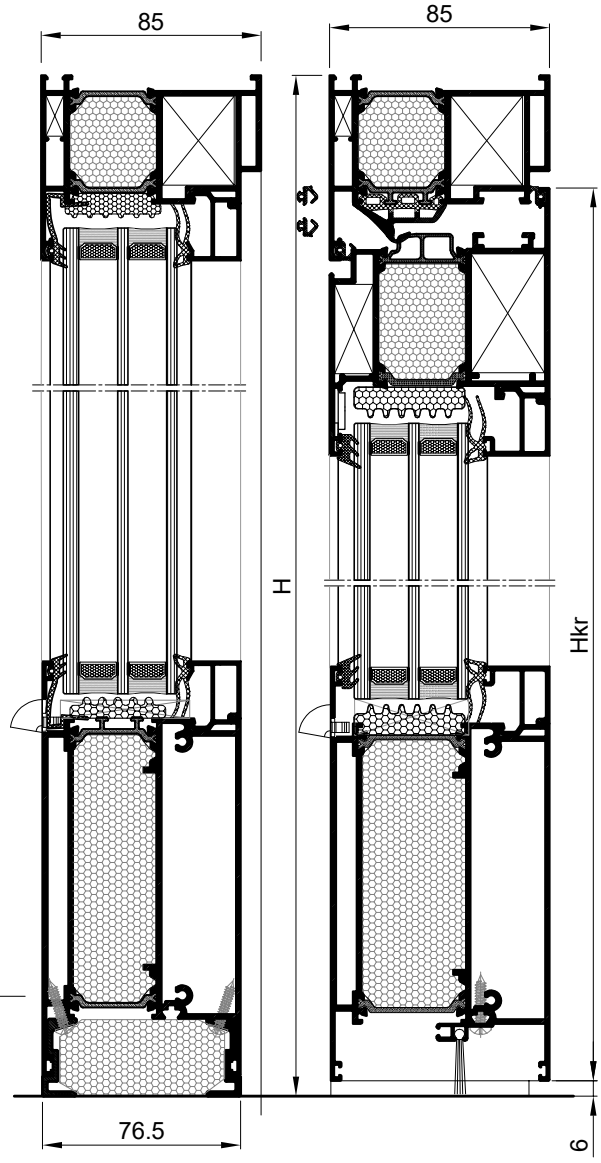


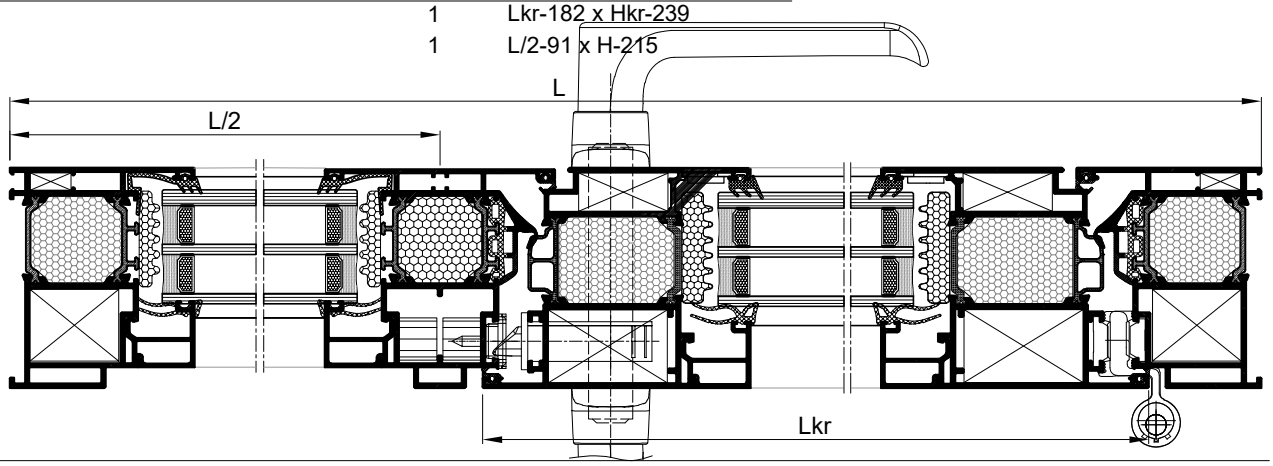
PROFILI / PROFILES			kom / pcs	mjera / measure	pilanje / cutting
FT-2274HF	vodoravnica okvira	horizontal frame profile	1	L	45-45
FT-2274HF	okomica okvira	vertical frame profile	2	H	45-90
FT-0275HF	vodoravnica krila	horizontal sash profile	1	Lkr=L/2-60	45-45
FT-0282HF	vodoravnica krila	horizontal sash profile	1	Lkr-154	90-90
FT-0275HF	okomica krila	vertical sash profile	2	Hkr=H-50	45-90
FT-2276HF	prečka	mullion	1	H-37	90-90
FT-2208HF	parapetna prečka (na f.)	spandrel profile (on fix.)	1	L/2-63	90-90
FT-0282HF	par preč. u krilu	spandrel profile on sash	1	Lkr-154	90-90
Z40-667	vodoravna lajsna	horizontal bead	2	Lkr-163	90-90
Z40-667	okomita lajsna	vertical bead	2	Hkr-263	90-90
Z40-666	vodoravna lajsna	horizontal bead	2	L/2-72	90-90
Z40-666	okomita lajsna	vertical bead	2	H-239	90-90
F-1408	profil na fiksnom dijelu	profile on fixed part	1	L/2-72	90-90

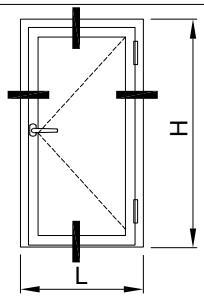
VEZNI ELEMENTI / CONNECTION ELEMENTS			kom / pcs
710.072	kutnik rama	main corner bracket	2
710.452	pomoćni kutnik rama	support frame corn. brac	2
710.133	kutnik krila	sash corner bracket	2
710.172	pomoćni kutnik krila	supprot sash corn. brac.	2
730.001	pomoćni kutnik krila i rama	support cor.bra. sash and frame	4
731.010	pomoćni kutnik krila	support sash corn.brack.	2
710.066	veznik	connector	12
710.154	pomoćni veznik	support connector	2
710.212	pomoćni veznik	support connector	4
710.070	pomoćni veznik	support connector	2
114.004	šarka	hinge	2
124.001	brava 35-ica	lock 35	1
124.003	prihvatnik jezička (šild)	lock latchbolt acceptor	1
104.009	ručka	handle	par
124.013	uložak za bravu	lock insert (cylinder)	1
124.032	štitnik uloška (cilindra)	cylinder shield	2
433.030	vijak 4.3x19	screw 4.3x19	12

BRTVE / GASKETS			kom / pcs	mjera / measure
328.006	brtva u krilu	gasket in sash		L+4H
338.050	centralna brtva	central gasket		L/2+2H
328.003	brtva prema st. vanjska kr.	gasket towards glass ext.		L+2H
311.004	brtva prema st. unutarnja kr.	gasket towards glass int.		L+2H
328.004	brtva prema st. vanjska f.	gasket towards glass ext.		L+2H
311.003	brtva prema st. unutarnja f.	gasket towards glass int.		L+2H
368.002	kutni umetak	corner insert		2 kom
521.001	držač četkaste brtve	bracket for brush		L+2H
347.001	četkasta brtva	brush gasket		L+2H
348.002	ispuna po opsegu stakla	Insulation around the glass		L+2H
340.013	ispuna po opsegu stakla	Insulation around the glass		L+2H

STAKLO / GLASS	kom / pcs	mjera / measure
44 mm	1	Lkr-182 x Hkr-239
44 mm	1	L/2-91 x H-215





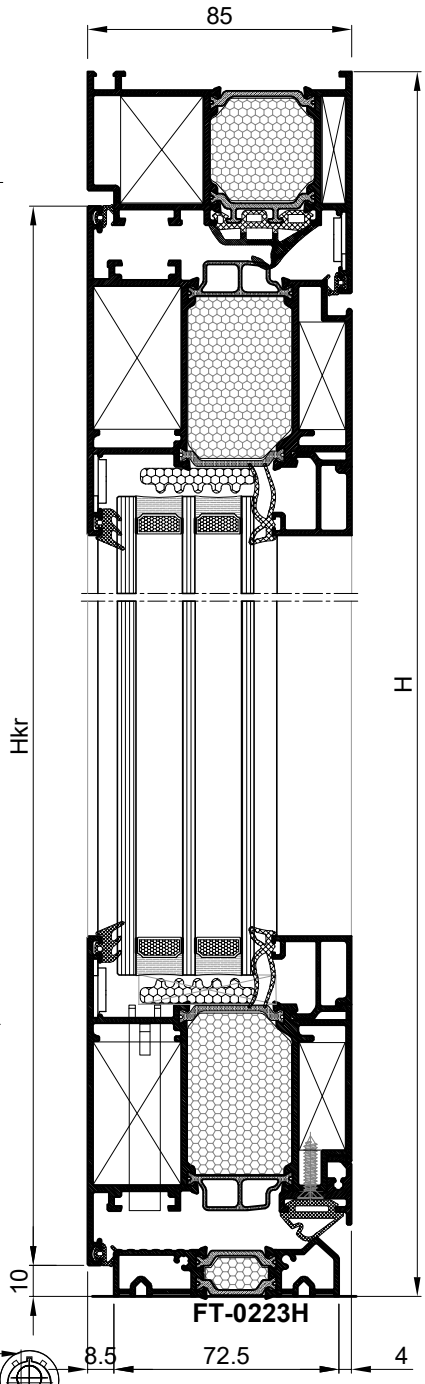


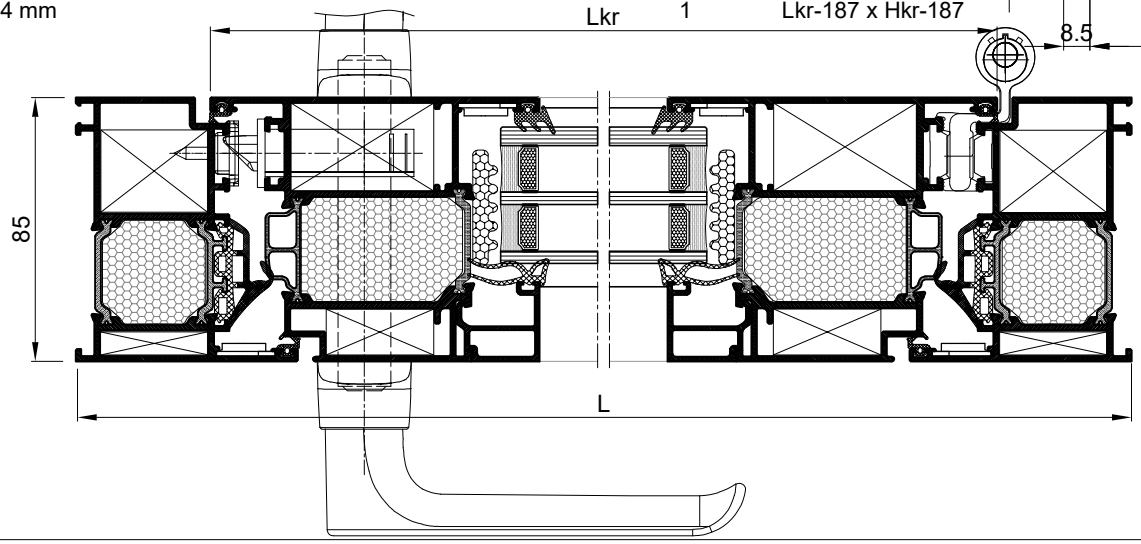
PROFILI PROFILES			kom pcs	mjera measure	pilanje cutting
FT-2278HF	vodoravnica okvira	horizontal frame profile	1	L	45-45
FT-0223HF	prag	threshold	1	L=143	90-90
FT-2278HF	okomica okvira	vertical frame profile	2	H	45-90
FT-0279HF	vodoravnica krila	horizontal sash profile	2	Lkr=L-87	45-45
FT-0279HF	okomica krila	vertical sash profile	2	Hkr=H-53.5	45-45
F-1483	dodatak krilu	sash addition	1	Lkr-72	90-90
Z40-667	vodoravna lajsna	horizontal bead	2	Lkr-168	90-90
Z40-667	okomita lajsna	vertical bead	2	Hkr-212	90-90

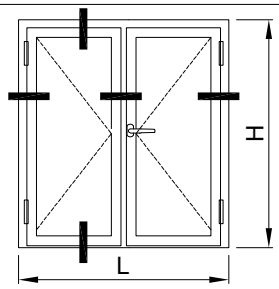
VEZNI ELEMENTI CONNECTION ELEMENTS			kom pcs
710.214	kutnik rama	main corner bracket	2
710.189	pomoćni kutnik rama kutnik	support frame corn. brac.	2
710.133	krila	sash corner bracket	4
710.172	pomoćni kutnik krila	supprot sash corn. brac.	4
730.001	pomoćni kutnik krila i rama	support cor.bra. sash and frame	6
731.010	pomoćni kutnik krila i rama	support cor.bra. sash and frame	6
114.004	šarka	hinge	2
124.001	brava 35-ica	lock 35	1
124.003	prihvatnik jezička (šild)	lock latchbolt acceptor	1
104.009	ručka	handle	par
124.013	uložak za bravu	lock insert (cylinder)	1
124.032	štitnik uloška (cilindra)	cylinder shield	2
363.066	umetak za FT-0223HF	insert for FT-0223HF	L+D
433.118	vijak 4.2x19 za F-1483	screw 4.2x19 for F-1483	4
433.021	vijak 3.9x32 za FT-0223HF	screw 3.9x32 for FT-0223HF	4

BRTVE GASKETS			kom pcs	mjera measure
328.006	brtva u krilu	gasket in sash		3L+4H
338.050	centralna brtva	central gasket		L+2H
328.003	brtva prema staklu vanjska	gasket towards glass exterior		2L+2H
311.004	brtva prema staklu unutarnja	gasket towards glass interior		2L+2H
368.002	kutni umetak	corner insert		2 kom
344.071	brtva prema pragu	gasket towards threshold		L
348.002	ispuna po opsegu stakla	fill around glass		2L+2H
360.009	monodrain odvodnja kapljevina	monodrein liquid drainage	2	

STAKLO GLASS			kom pcs	mjera measure
44 mm			1	Lkr-187 x Hkr-187





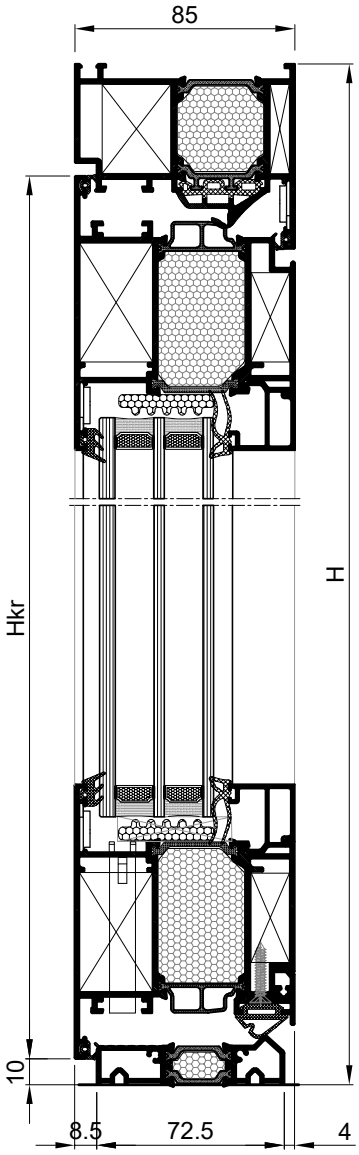


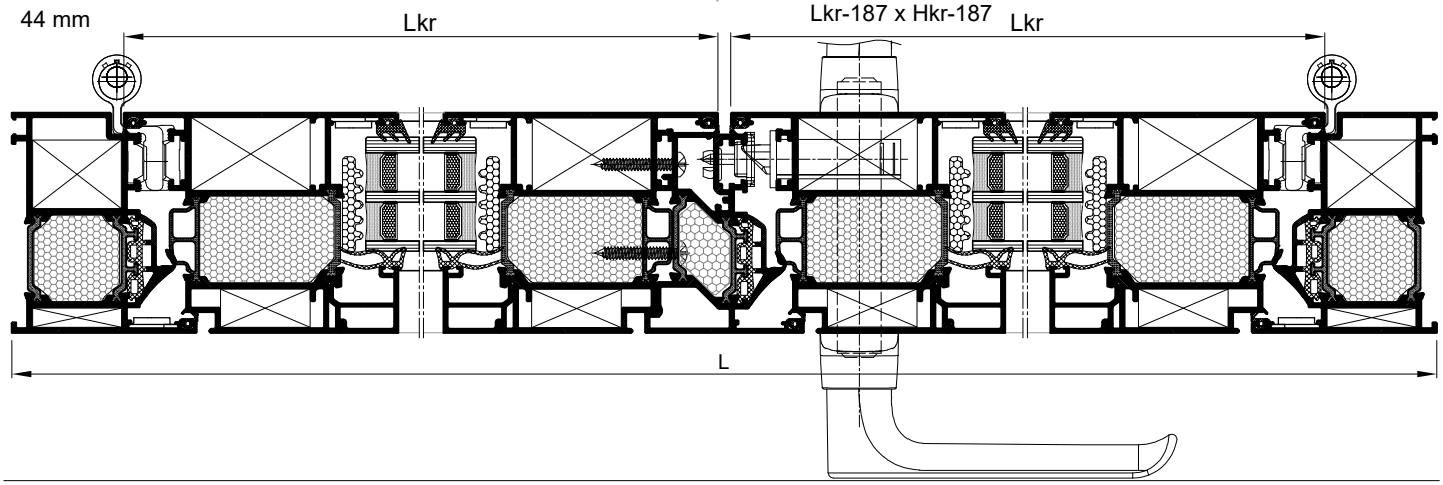
PROFILI PROFILES			kom pcs	mjera measure	pilanje cutting
FT-2278HF	vodoravnica okvira	horizontal frame profile	1	L	45-45
FT-0223HF	prag	threshold	1	L-143	90-90
FT-2278HF	okomica okvira	vertical frame profile	2	H	45-90
FT-0279HF	vodoravnica krila	horizontal sash profile	4	Lkr=L/2-46	45-45
FT-0279HF	okomica krila	vertical sash profile	4	Hkr=H-53.5	45-45
FT-2281HF	kombatuta	flying mullion	1	Hkr-68	90-90
F-1483	dodatak krilu 1	sash addition 1	1	Lkr-72	90-90
F-1483	dodatak krilu 2	sash addition 2	1	Lkr-6	90-90
Z40-667	vodoravna lajsna	horizontal bead	4	Lkr-168	90-90
Z40-667	okomita lajsna	vertical bead	4	Hkr-212	90-90

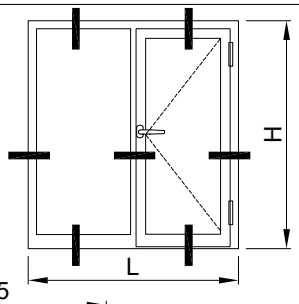
VEZNI ELEMENTI CONNECTION ELEMENTS			kom pcs
710.214	kutnik rama	main corner bracket	2
710.189	pomoćni kutnik rama	support frame corn. brac.	2
710.133	kutnik krila	sash corner bracket	8
710.172	pomoćni kutnik krila	supprot sash corn. brac.	8
730.001	pomoćni kutnik krila i rama	support cor.bra. sash and frame	10
731.010	pomoćni kutnik krila	support cor.bra. sash	10
143.002	krakun za pasivno krilo	latch for passive sash	2
114.004	šarka	hinge	4
124.001	brava 35-ica	lock 35	1
124.003	prihvatnik jezička (šild)	lock latchbolt acceptor	1
104.009	ručka	handle	par
124.013	uložak za bravu 85 mm	lock insert (cylinder) 85 mm	1
124.032	štitnik uloška (cilindra)	cylinder shield	2
363.066	umetak za FT-0223HF	insert for FT-0223HF	L+D
433.021	vijak 3.9x32 za FT-0223HF	screw 3.9x32 for FT-0223HF	4
433.046	vijak 4.8x32 za FT-0281HF	screw 4.8x32 for FT-0281HF	8
433.118	vijak 4.2x19 za F-1483	screw 4.2x19 for F-1483	6
360.009	odvod kaplj.-monodrain	drainage-monodrain	2
365.061	umetak za FT-0281HF	insert for FT-0281HF	par

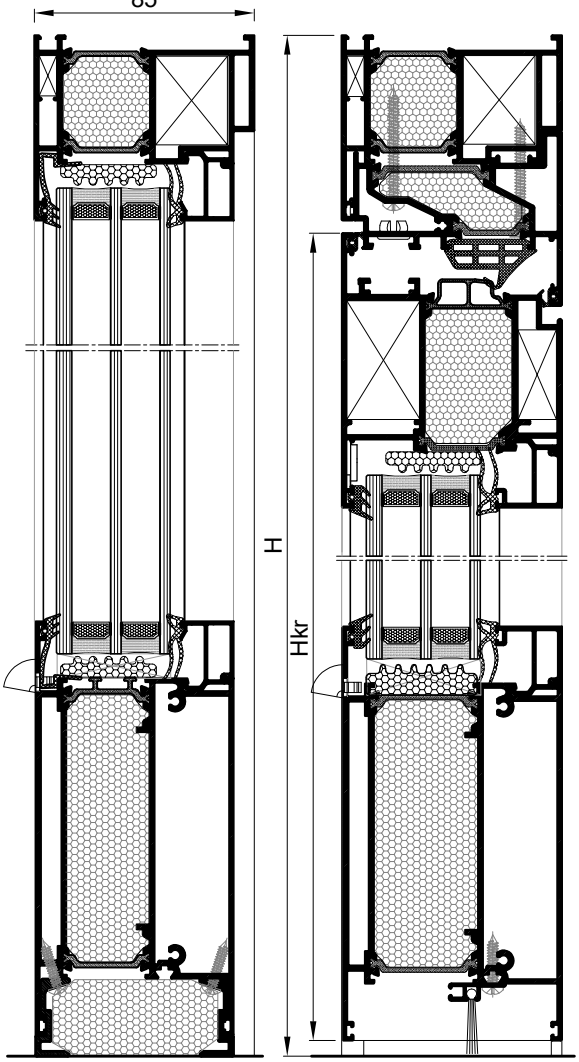
BRTVE GASKET			kom pcs	mjera measure
328.006	brtva u krilu	gasket in sash		3L+6H
338.050	centralna brtva	central gasket		L+3H
328.003	brtva prema staklu vanjska	gasket towards glass exterior		2L+4H
311.004	brtva prema staklu unutarnja	gasket towards glass interior		2L+4H
368.002	kutni umetak	corner insert		2 kom
344.072	brtva prema pragu	gasket towards threshold		L

STAKLO GLASS			kom pvc	mjera measure
44 mm				Lkr-187 x Hkr-187







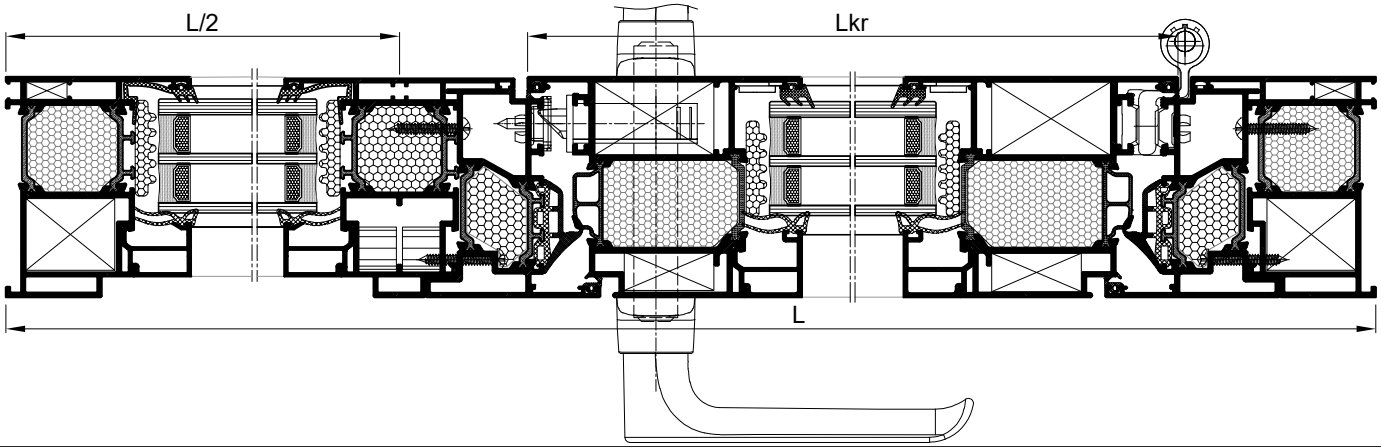


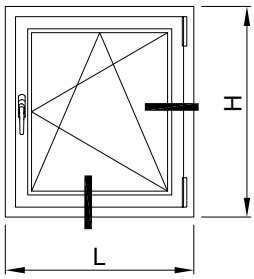
PROFILI PROFILES					pilanje cutting
FT-2274HF	vodoravnica okvira	horizontal frame profile	1	L	45-45
FT-2274HF	okomica okvira	vertical frame profile	2	H	45-90
FT-0279HF	vodoravnica krila	horizontal sash profile	1	Lkr=L/2-126	45-45
FT-0282HF	vodoravnica krila	horizontal sash profile	1	Lkr-159	90-90
FT-0279HF	okomica krila	vertical sash profile	2	Hkr=H-83	45-90
FT-276HF	prečka	mullion	1	H-37	90-90
FT-2208HF	par. prečka na fiksnom	spandrel profile (on fix.)	1	L/2-63	90-90
FT-2280HF	profil kom. otv. okomito	flyimg mullion open. ver	2	H-37	90-45
FT-2280HF	profil kom. otv. vodor.	flying mullion. open.hor.	1	L/2-47	90-45
Z40-667	vodoravna lajsna krila	horizontal bead	2	Lkr-168	90-90
Z40-667	okomita lajsna krila	vertical bead	2	Hkr-266	90-90
Z40-666	vodoravna lajsna	horizontal bead	2	L/2-72	90-90
Z40-666	okomita lajsna	vertical bead	2	H-239	90-90
F-1408	profil na fiksnom dijelu	profile on fixed part	1	L/2-72	90-90

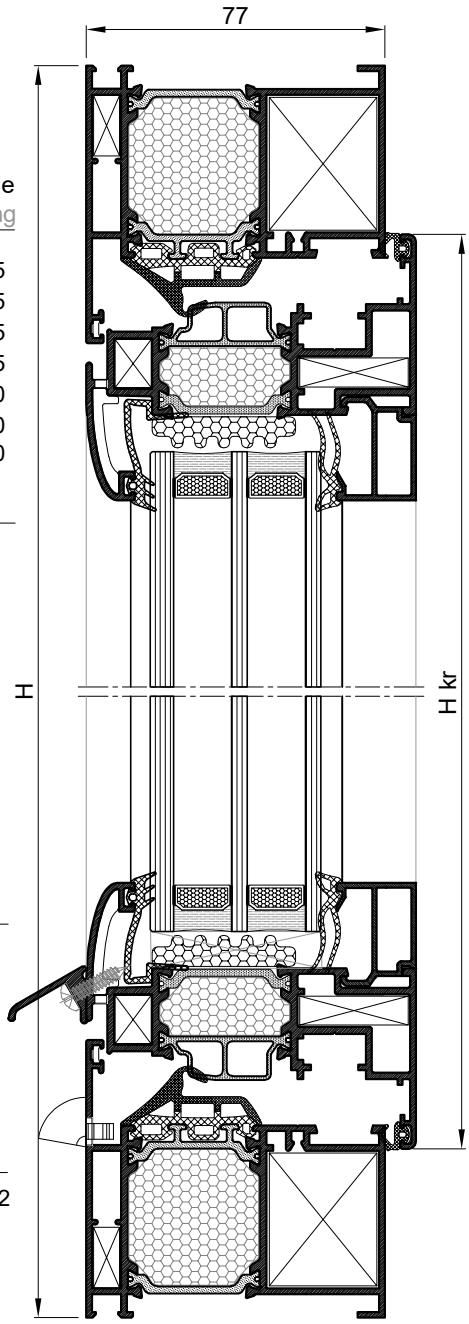
VEZNI ELEMENTI VEZNI ELEMENTI			kom kom
710.072	kutnik rama	main corner bracket	2
710.452	pomoćni kutnik rama	support frame corn. brac	2
710.133	kutnik krila	sash corner bracket	2
710.172	pomoćni kutnik krila	supprot sash corn. brac.	2
730.001	pomoćni kutnik krila i rama	support cor.bra. sash and frame	4
730.002	pomoćni kutnik krila i rama	support cor.bra. sash and frame	2
731.010	pomoćni kutnik krila	support sash cor. brac.	2
710.066	veznik	connector	12
710.154	pomoćni veznik	support connector	2
710.212	pomoćni veznik	support connector	4
710.070	pomoćni veznik	support connector	2
114.004	šarka	hinge	2
124.001	brava 35-ica	lock 35	1
124.003	prihvatnik jezička (šild)	lock latchbolt acceptor	1
104.009	ručka	handle	par
124.013	uložak za bravu	lock insert (cylinder)	1
124.032	štitnik uloška (cilindra)	cylinder shield	2
363.066	umetak za FT-0223HF	insert for FT-0223HF	L+D
433.047	vijak 4.8x38 (FT-0280H)	screw 4.8x38(FT-0280HF)	12
433.135	vijak 4.8x45 (FT-0280H)	screw 4.8x45(FT-0280HF)	12
433.030	vijak 4.3x19	screw 4.3x19	12

BRTVE GASKETS			mjera measure
328.006	brtva u krilu	gasket in sash	L+4H
338.050	centralna brtva	central gasket	L/2+2H
328.003	brtva prema staklu vanjska	gas. towards glass exterior	L+2H
311.004	brtva prema staklu unutarnja	gas. towards glass interior	L+2H
328.004	brtva prema staklu vanjska	gas. towards glass exterior	L+2H
311.003	brtva prema staklu unutarnja	gas. towards glass interior	L+2H
368.002	kutni umetak	corner insert	2 kom
521.001	držač četkaste brtve	bracket for brush	L
347.001	četkasta brtva	brush gasket	L

STAKLO GLASS		kom pcs	mjera measure
44 mm		1	Lkr-187 x Hkr-241
44 mm		1	L/2-91 x H-215





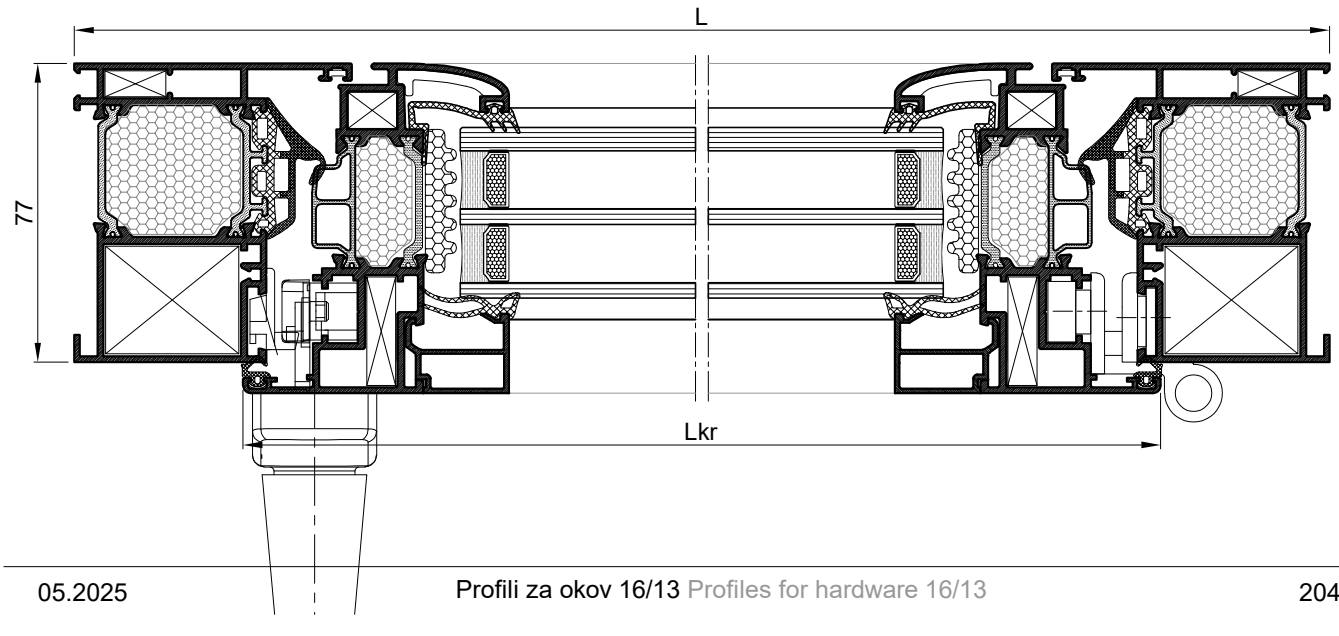


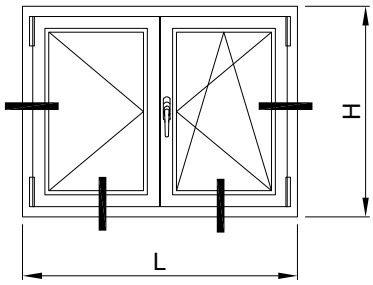
PROFILI PROFILES			kom pcs	mjera measure	pilanje cutting
FT-2201HF	vodoravnica okvira	horizontal frame profile	2	L	45-45
FT-2201HF	okomica okvira	vertical frame profile	2	H	45-45
FT-0236HF	vodoravnica krila	horizontal sash profile	2	Lkr=L-87	45-45
FT-0236HF	okomica krila	vertical sash profile	2	Hkr=H-87	45-45
Z40-666	vodoravna lajsna	horizontal bead	2	Lkr-93	90-90
Z40-666	okomita lajsna	vertical bead	2	Hkr-137	90-90
Z40-657	okapnica	drip edge	1	Lkr-70	90-90

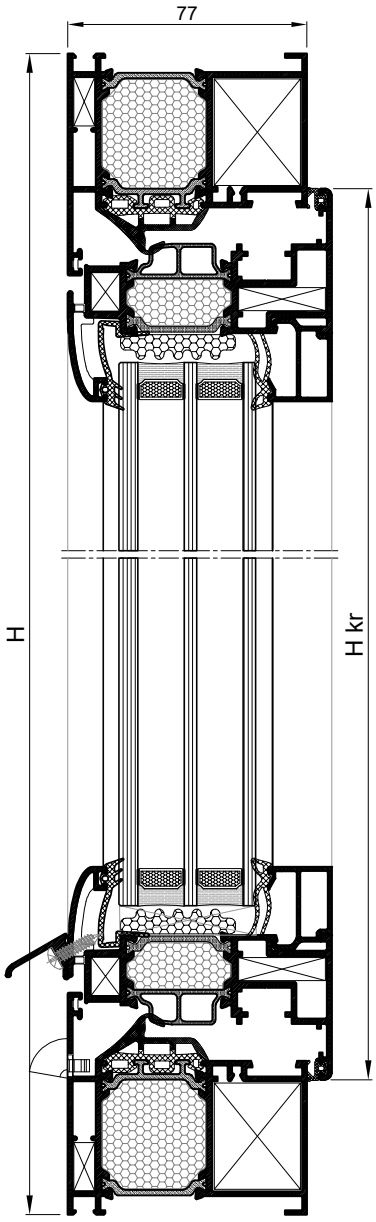
OKOVI HARDWARE			kom pcs
730.009	kutnik rama	frame corner bracket	4
710.452	pomoćni kutnik rama	support frame corn. brac	4
730.002	pomoćni kutnik rama	support frame corn. brac	4
710.461	kutnik krila	sash corner bracket	4
710.443	pomoćni kutnik krila	support sash corn. brac.	4
730.005	pomoćni kutnik krila	support sash corn. brac.	4
730.001	pomoćni kutnik krila	support sash corn. brac.	4
142.054	Otkl-zaokr.okov-UNI-JET C	TILT&TURN UNI-JET C	1
433.017	vijak 3.9x16 za Z40-657	screw 3.9x16 for Z40-657	4
370.070	maska za drenažni otvor	mask for drainage holes	2

BRTVE GASKETS			kom pcs	mjera measure
338.050	centralna brtva	central gasket		2L+2H
328.006	brtva u krilu	gasket in sash		2L+2H
328.004	brtva prema staklu	gasket towards glass		2L+2H
311.003	brtva prema staklu	gasket towards glass		2L+2H
368.002	kutni umetak	corner insert	4	
348.002	ispuna po opsegu stakla	iInsulation around the glass		

STAKLO GLASS			kom pcs	mjera measure
44 mm			1	Lkr-112 x Hkr-112





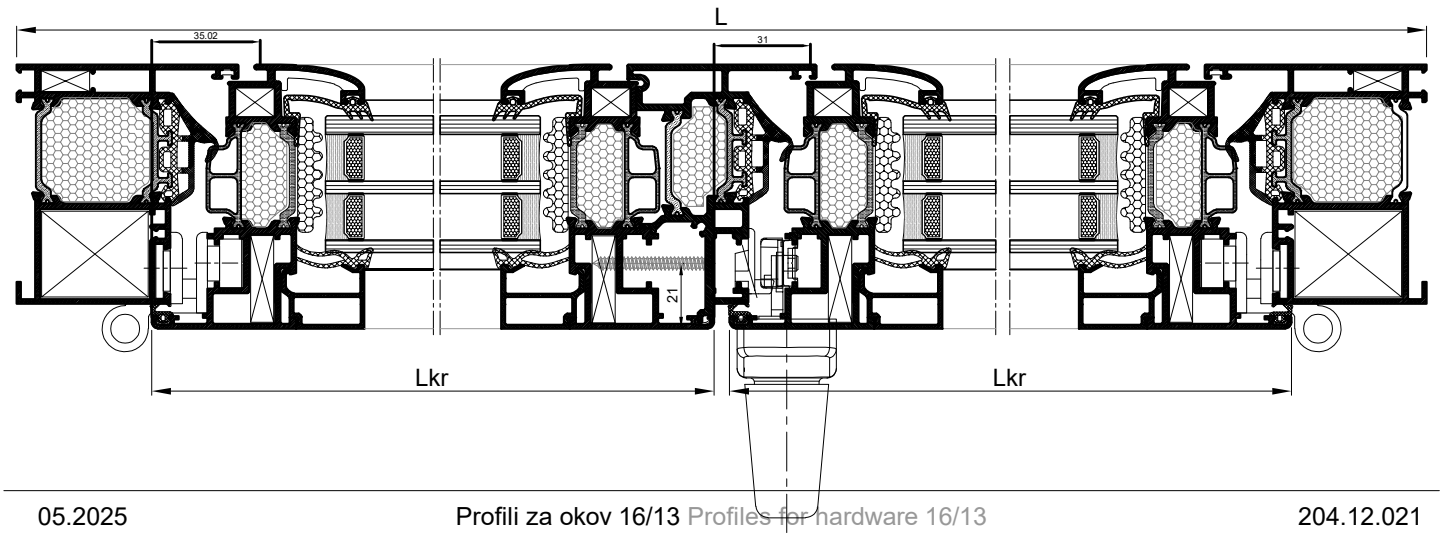


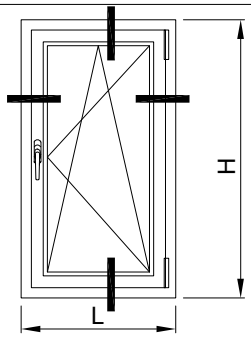
PROFILI PROFILES			kom pcs	mjera measure	pilanje cutting
FT-2201HF	vodoravnica okvira	horizontal frame profile	2	L	45-45
FT-2201HF	okomica okvira	vertical frame profile	2	H	45-45
FT-0236HF	vodoravnica krila	horizontal sash profile	4	Lkr=L/2-46	45-45
FT-0236HF	okomica krila	vertical sash profile	4	Hkr=H-87	45-45
FT-2245HF	profil kombatute	flying mullion profile	1	Hkr-68	90-90
Z40-666	vodoravna lajsna	horizontal bead	4	Lkr-93	90-90
Z40-666	okomita lajsna	vertical bead	4	Hkr-137	90-90
Z40-657	okapnica	drip edge	1	Lkr-70	90-90
Z40-657	okapnica	drip edge	1	Lkr-4	90-90

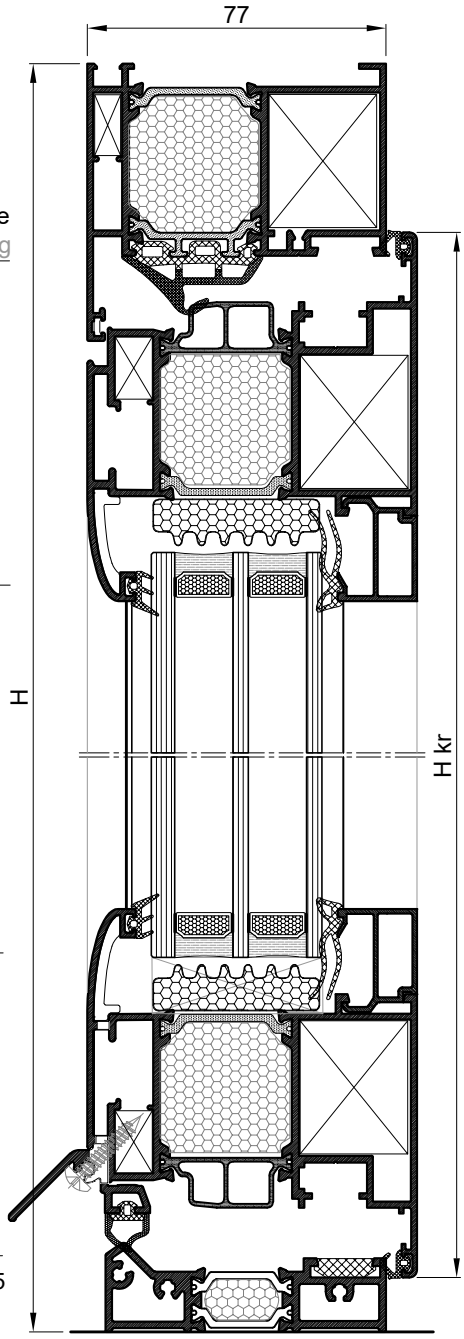
OKOVI HARDWARE			kom pcs
730.009	kutnik rama	frame corner bracket	4
710.452	pomoćni kutnik rama	support frame corn. brac	4
730.002	pomoćni kutnik rama	support frame corn. brac	4
710.461	kutnik krila	sash corner bracket	8
710.443	pomoćni kutnik krila	support sash corn. brac.	8
730.005	pomoćni kutnik krila	support sash corn. brac.	8
730.001	pomoćni kutnik krila	support sash corn. brac.	8
142.054	otkl-zaokr.okov-UNI-JET C	TILT&TURN UNI-JET C	1
142.055	UNI-JET C za pom.krilo	UNI-JET C for aux. sash	1
370.070	maska za drenažni otvor	mask for drainage holes	2
363.015	čep-umetak za FT-0245H	cap-insert for FT-0245H	par
433.017	vijak 3.9x16 za Z40-657	screw 3.9x16 for Z40-657	6

BRTVE GASKET			kom pcs	mjera measure
338.050	centralna brtva	central gasket		2L+3H
328.006	brtva u krilu	gasket in sash		2L+4H
328.004	brtva prema staklu	gasket towards glass		2L+4H
311.003	brtva prema staklu	gasket towards glass		2L+4H
368.002	kutni umetak	corner insert	4	
348.002	ispuna po opsegu stakla	iInsulation around the glass		2L+4H

STAKLO GLASS			kom pcs	mjera measure
44 mm			1	Lkr-112 x Hkr-112





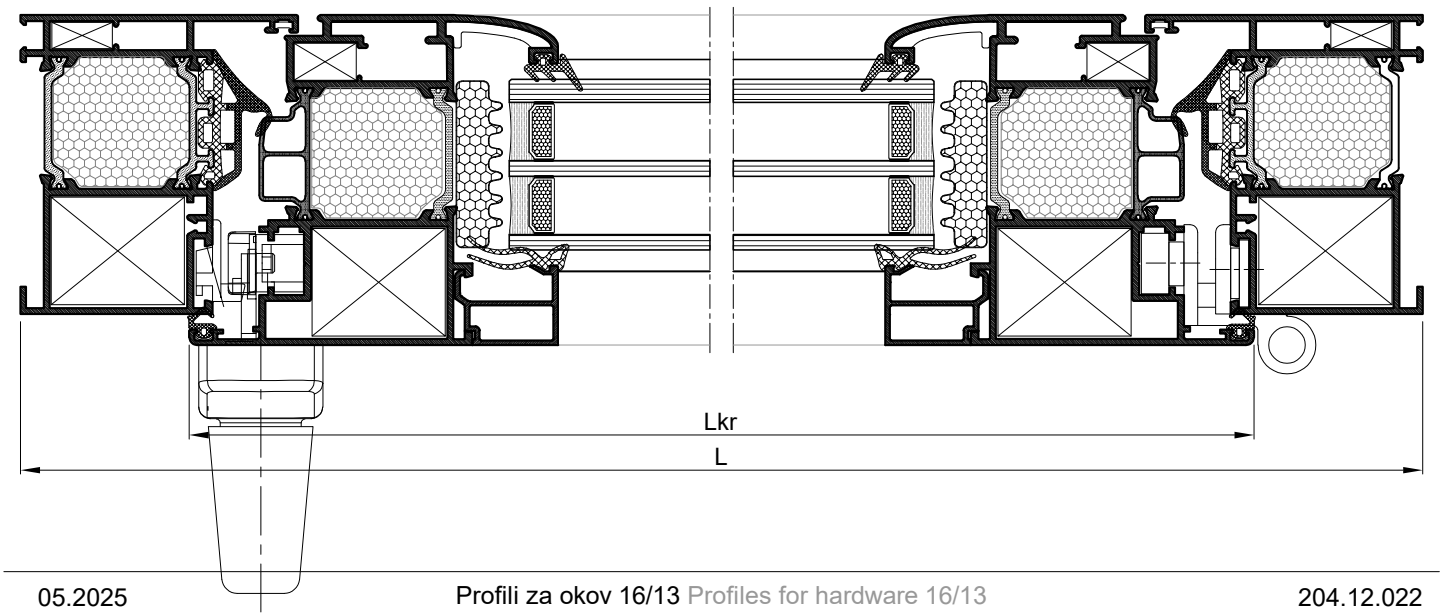


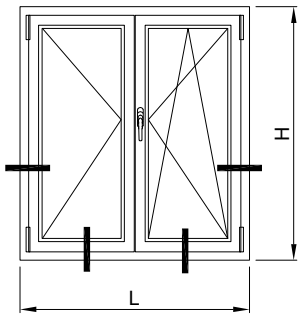
PROFILI PROFILES			kom pcs	mjera measure	pilanje cutting
FT-2201HF	vodoravnica okvira	horizontal frame profile	1	L	45-45
FT-0294HF	prag	threshold	1	L-90	90-90
FT-2201HF	okomica okvira	vertical frame profile	2	H	45-90
FT-0244HF	vodoravnica krila	horizontal sash profile	2	Lkr=L-87	45-45
FT-0244HF	okomica krila	vertical sash profile	2	Hkr=H-58	45-45
Z40-666	vodoravna lajsna	horizontal bead	2	Lkr=146	90-90
Z40-666	okomita lajsna	vertical bead	2	Hkr-190	90-90
F-1567	okapnica	drip edge	1	Lkr-76	90-90

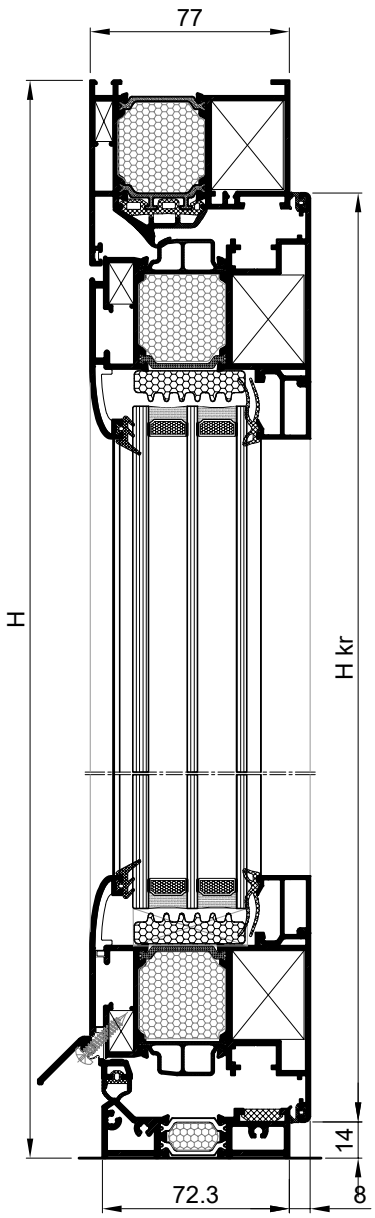
OKOVI HARDWARE			kom pcs
710.072	kutnik rama	frame corner bracket	2
710.452	pomoćni kutnik rama	support frame corn. brac	2
730.002	pomoćni kutnik rama	support frame corn. brac	2
710.072	kutnik krila	sash corner bracket	4
710.453	pomoćni kutnik krila	support sash corn. brac.	4
730.005	pomoćni kutnik krila	support sash corn. brac.	4
730.001	pomoćni kutnik krila	support sash corn. brac.	4
142.054	Otkl-zaokr.okov-UNI-JET C	TILT&TURN UNI-JET C	1
433.017	vijak 3.9x16 za F-1567	screw 3.9x16 for 1567	4

BRTVE GASKETS			kom pcs	mjera measure
338.050	centralna brtva	central gasket		L+2H
328.006	brtva u krilu	gasket in sash		2L+2H
348.088	brtva prema pragu	gasket accor. threshold		L
344.058	brtva u pragu	gasket in threshold		L
328.002	brtva prema staklu	gasket towards glass		2L+2H
311.003	brtva prema staklu	gasket towards glass		2L+2H
368.002	kutni umetak	corner insert	4	
340.013	ispuna po opsegu stakla	iInsulation around the glass		2L+2H

STAKLO GLASS			kom pcs	mjera measure
44 mm			1	Lkr-165 x Hkr-165





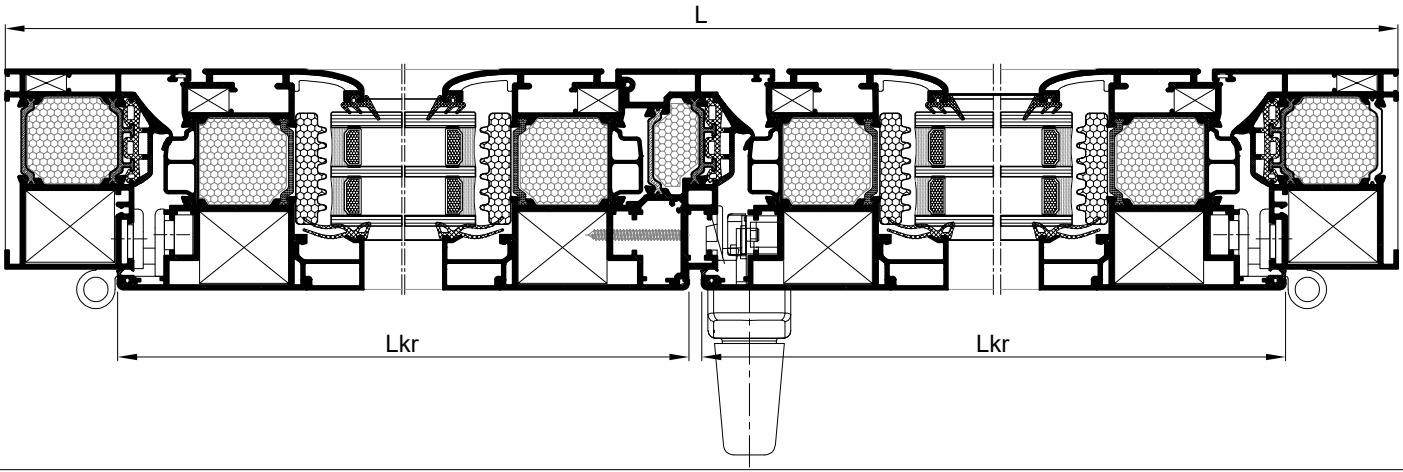


PROFILI PROFILES			kom pcs	mjera measure	pilanje cutting
FT-2201HF	vodoravnica okvira	horizontal frame profile	1	L	45-45
FT-0294HF	prag	threshold	1	L-91	90-90
FT-2201HF	okomica okvira	vertical frame profile	2	H	45-90
FT-0244HF	vodoravnica krila	horizontal sash profile	2	Lkr=L-87	45-45
FT-0244HF	okomica krila	vertical sash profile	2	Hkr=H-58	45-45
FT-2245HF	profil kombatute	flying mullion profile	1	Hkr=68	90-90
Z40-666	vodoravna lajsna	horizontal bead	2	Lkr=146	90-90
Z40-666	okomita lajsna	vertical bead	2	Hkr-190	90-90
F-1567	okapnica	drip edge	2	Lkr-76	90-90

OKOVI HARDWARE			kom pcs
710.059	kutnik rama	frame corner bracket	2
710.452	pomoćni kutnik rama	support frame corn. brac	2
730.002	pomoćni kutnik rama	support frame corn. brac	2
710.059	kutnik krila	sash corner bracket	8
710.453	pomoćni kutnik krila	support sash corn. brac.	8
730.005	pomoćni kutnik krila	support sash corn. brac.	8
730.001	pomoćni kutnik krila	support sash corn. brac.	4
142.054	otkl-zaokr.okov-UNI-JET C	TILT&TURN UNI-JET C	1
142.055	UNI-JET C za pom.krilo	UNI-JET C for aux. sash	1
363.015	čep-umetak za FT-0245H	cap-insert for FT-0245H	L+D
433.017	vijak 3.9x16 za Z40-657	screw 3.9x16 for Z40-657	6

BRTVE GASKETS			kom pcs	mjera measure
338.050	centralna brtva	centralna gasket		L+2H
328.006	brtva u krilu	gasket in sash		3L+4H
348.088	brtva prema pragu	gasket accor. threshold		L
344.058	brtva u pragu	gasket in threshold		L
328.002	brtva prema staklu	gasket towards glass		2L+4H
311.003	brtva prema staklu	gasket towards glass		2L+4H
368.002	kutni umetak	corner insert	2	
340.013	ispuna po opsegu stakla	iInsulation around the glass		2L+4H

STAKLO GLASS			kom pcs	mjera measure
44 mm			2	Lkr-165 x Hkr-165



FEAL

Skenirajte QR kod i registrirajte se na partner.feal.ba

Scan the QR code and register on partner.feal.ba

TERMO **85**

Knjiga B */ Book B*

Travanj 2026. */April 2026*

FEAL d.o.o.
Trnska cesta 146
88220 Široki Brijeg
Bosna i Hercegovina
Tel. +387 39 704-269; 705-807; 705-636
Fax. +387 39 704-358
info@feal.ba
www.feal.ba